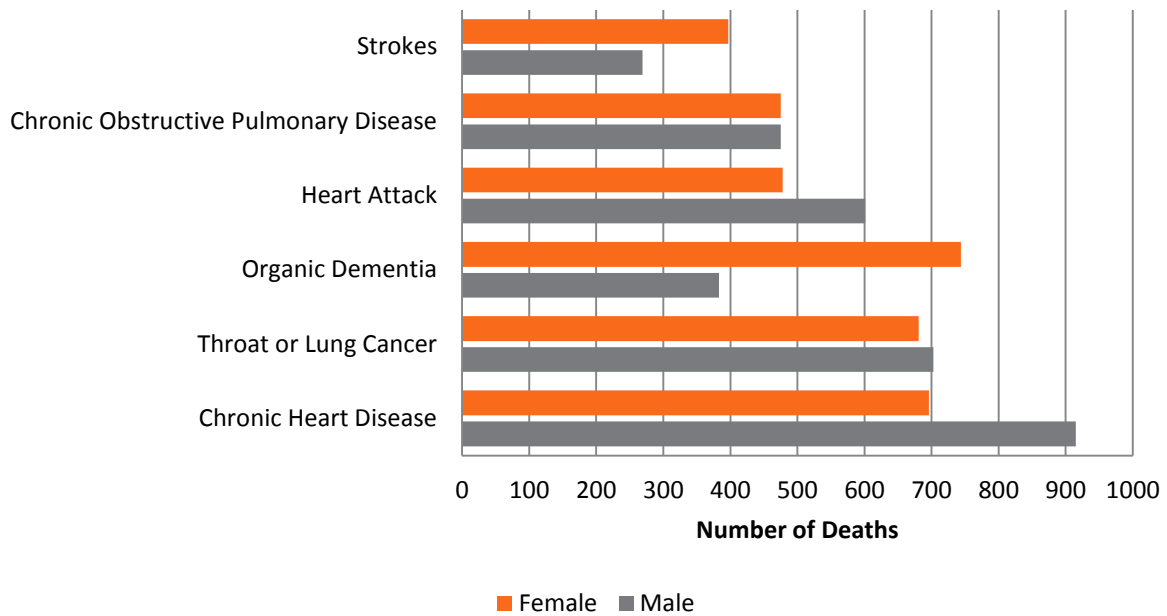


Death Related Statistics

There were 22,175 deaths in Alberta in 2012 of which 21,722 were Alberta residents. Of the resident deaths, 11,328 were males and 10,393 were females, with one death not stated by gender. The death rate was 6.0 per 1,000 population.

The most prevalent causes of death in Alberta have largely been consistent over the past decade.

Top 6 Deaths by Cause and Gender



10 Year Trend of the Top 6 Causes of Death

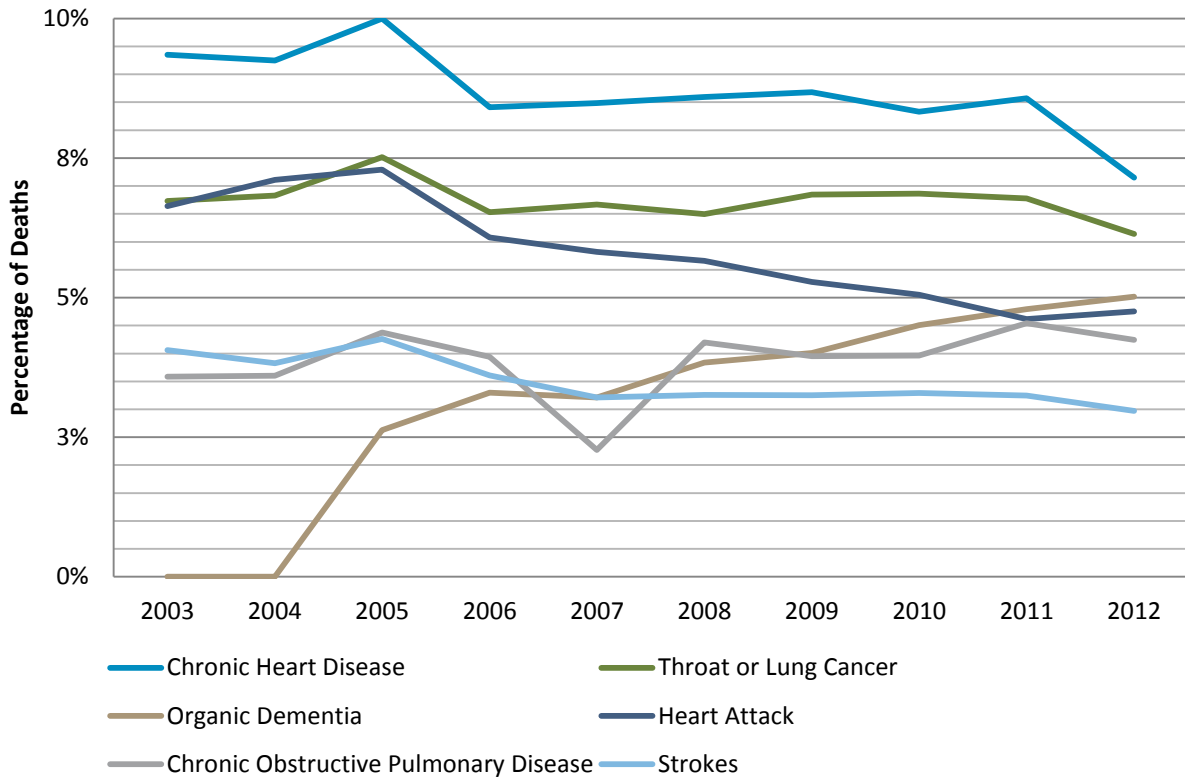


Table 18

Alberta Deaths - Ten Year Comparison

Year	Total Deaths
(2003)	18,705
(2004)	18,800
(2005)	19,421
(2006)	19,867
(2007)	20,355
(2008)	21,177
(2009)	21,133
(2010)	20,846
(2011)	21,329
(2012)	22,175

Percentage of Deaths from the Top 10 Causes of Death

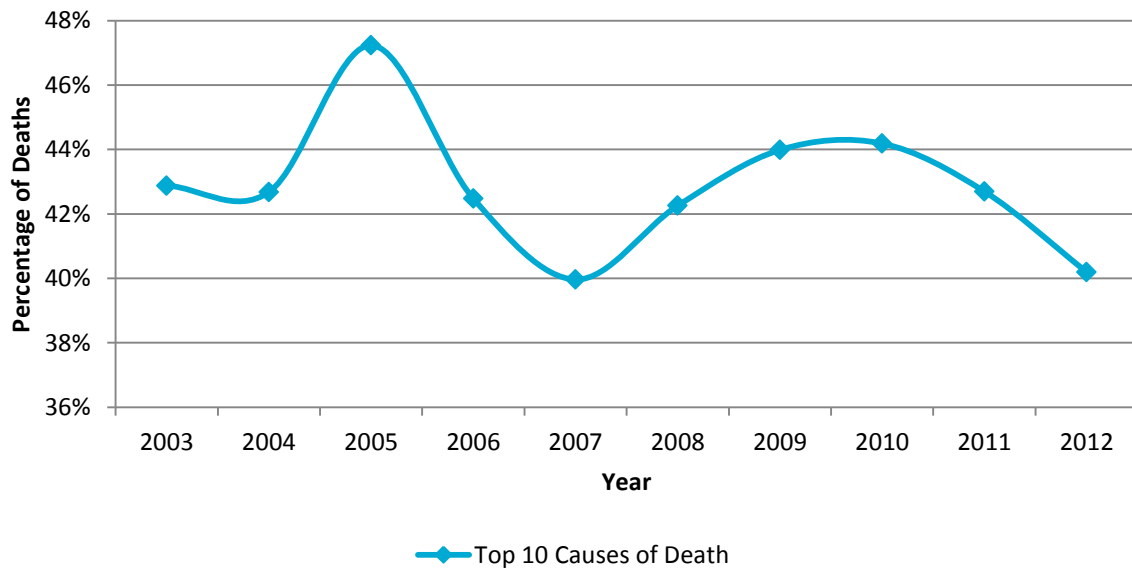


Table 19
Deaths
Leading Causes of Death, 2012

	Ranking	Total Deaths
All other forms of chronic ischemic heart disease	1	1586
Malignant neoplasms of trachea, bronchus and lung	2	1362
Organic dementia	3	1113
Acute myocardial infarction	4	1054
Other chronic obstructive pulmonary disease	5	941
Atherosclerotic cardiovascular disease, so described	6	824
Stroke, not specified as hemorrhage or infarction	7	659
Diabetes mellitus	8	473
Malignant neoplasms of colon	9	464
Other malignant neoplasms of other and unspecified sites	10	438
Pneumonia due to other or unspecified organisms	11	410
Malignant neoplasm of breast	12	405
Poisoning by and exposure to drugs and biological substances, undetermined intent	13	362
Malignant neoplasms of pancreas	14	351
Malignant neoplasms of prostate	15	348
Alzheimer's disease	16	344
Not Stated	17	343
Pneumonitis due to food and vomit	18	315
Congestive heart failure	19	314
Conduction disorders and cardiac dysrhythmias	20	277
Septicemia	21	243
Hypertensive heart disease	22	240
Intentional self-harm (suicide) by hanging, strangulation and suffocation	23	232
All other diseases of nervous system	24	229
Renal failure	25	226
Non-Hodgkin's lymphoma	26	220
All other diseases of respiratory system	27	214
Intracerebral and other intracranial hemorrhage	28	212
Other and unspecified motor vehicle accidents	29	199
Vascular disorders and obstruction of intestine without hernia	30	186

Table 20
Deaths
Cause by Gender and Age, 2012

		0-4	5-9	10-14	15-19	20-24	25-29	30-34	35-39	40-44	45-49	50-54	55-59	60-64	65-69	70-74	75-79	80-84	85-89	90+	Total	Res	Non Res	Grand Total		
1 Cholera	M	0	0	0	0	0	0	0	0	0	0	0	0	0	0	0	0	0	0	0	0	0	0	0	0	
	F	0	0	0	0	0	0	0	0	0	0	0	0	0	0	0	0	0	0	0	0	0	0	0	0	0
	T	0	0	0	0	0	0	0	0	0	0	0	0	0	0	0	0	0	0	0	0	0	0	0	0	0
2 Typhoid fever	M	0	0	0	0	0	0	0	0	0	0	0	0	0	0	0	0	0	0	0	0	0	0	0	0	0
	F	0	0	0	0	0	0	0	0	0	0	0	0	0	0	0	0	0	0	0	0	0	0	0	0	0
	T	0	0	0	0	0	0	0	0	0	0	0	0	0	0	0	0	0	0	0	0	0	0	0	0	0
3 Paratyphoid fevers and other salmonella infections	M	0	0	0	0	0	0	0	0	0	0	0	0	0	0	0	0	0	0	0	0	0	0	0	0	0
	F	0	0	0	0	0	0	0	0	0	0	0	0	0	1	0	1	0	1	0	1	0	3	0	3	3
	T	0	0	0	0	0	0	0	0	0	0	0	0	0	1	0	1	0	1	0	1	0	3	0	3	3
4 Shigellosis	M	0	0	0	0	0	0	0	0	0	0	0	0	0	0	0	0	0	0	0	0	0	0	0	0	0
	F	0	0	0	0	0	0	0	0	0	0	0	0	0	0	0	0	0	0	0	0	0	0	0	0	0
	T	0	0	0	0	0	0	0	0	0	0	0	0	0	0	0	0	0	0	0	0	0	0	0	0	0
5 Other bacterial food-borne intoxications	M	0	0	0	0	0	0	0	0	0	0	0	0	0	0	0	0	0	0	0	0	0	0	0	0	0
	F	0	0	0	0	0	0	0	0	0	0	0	0	0	0	0	0	0	0	0	0	0	0	0	0	0
	T	0	0	0	0	0	0	0	0	0	0	0	0	0	0	0	0	0	0	0	0	0	0	0	0	0
6 Amebiasis	M	0	0	0	0	0	0	0	0	0	0	0	0	0	0	0	0	0	0	0	0	0	0	0	0	0
	F	0	0	0	0	0	0	0	0	0	0	0	0	0	0	0	0	0	0	0	0	0	0	0	0	0
	T	0	0	0	0	0	0	0	0	0	0	0	0	0	0	0	0	0	0	0	0	0	0	0	0	0
7 Intestinal infections due to other specified organisms	M	1	0	0	0	0	0	0	0	0	0	0	1	1	1	1	2	5	5	9	6	31	0	31	31	
	F	0	0	0	0	0	0	0	0	0	0	1	1	2	3	3	4	5	10	6	35	1	36	1	36	
	T	1	0	0	0	0	0	0	0	0	0	1	2	3	4	5	9	10	19	12	66	1	67	1	67	
8 Diarrhea and gastroenteritis of presumed infectious origin	M	0	0	0	0	0	0	1	0	1	1	1	1	3	1	4	5	3	5	26	0	26	0	26	26	
	F	1	0	0	0	0	0	0	0	0	1	0	0	0	0	5	5	5	7	24	0	24	0	24	24	
	T	1	0	0	0	0	0	1	0	1	2	1	1	3	1	9	10	8	12	50	0	50	0	50	50	
9 Respiratory tuberculosis	M	0	0	0	0	0	0	0	0	0	0	0	0	0	1	0	1	0	1	1	4	0	4	0	4	
	F	0	0	0	0	0	0	0	0	0	0	0	0	0	0	0	0	0	0	0	0	0	0	0	0	
	T	0	0	0	0	0	0	0	0	0	0	0	0	0	1	0	1	0	1	1	4	0	4	0	4	
10 Other tuberculosis	M	0	0	0	0	0	0	0	0	0	0	0	0	0	0	0	0	0	0	0	0	0	0	0	0	
	F	0	0	0	0	0	0	0	0	0	0	0	0	0	0	0	0	0	0	1	1	0	1	0	1	
	T	0	0	0	0	0	0	0	0	0	0	0	0	0	0	0	0	0	0	1	1	0	1	0	1	
11 Plague	M	0	0	0	0	0	0	0	0	0	0	0	0	0	0	0	0	0	0	0	0	0	0	0	0	
	F	0	0	0	0	0	0	0	0	0	0	0	0	0	0	0	0	0	0	0	0	0	0	0	0	
	T	0	0	0	0	0	0	0	0	0	0	0	0	0	0	0	0	0	0	0	0	0	0	0	0	
12 Brucellosis	M	0	0	0	0	0	0	0	0	0	0	0	0	0	0	0	0	0	0	0	0	0	0	0	0	
	F	0	0	0	0	0	0	0	0	0	0	0	0	0	0	0	0	0	0	0	0	0	0	0	0	
	T	0	0	0	0	0	0	0	0	0	0	0	0	0	0	0	0	0	0	0	0	0	0	0	0	
13 Tetanus	M	0	0	0	0	0	0	0	0	0	0	0	0	0	0	0	0	0	0	0	0	0	0	0	0	
	F	0	0	0	0	0	0	0	0	0	0	0	0	0	0	0	0	0	0	0	0	0	0	0	0	
	T	0	0	0	0	0	0	0	0	0	0	0	0	0	0	0	0	0	0	0	0	0	0	0	0	

M = Male
F = Female
T = Total

(Res) Resident of Alberta
(Non Res) Non-Resident of Alberta

Table 20

(Continued)

		0-4	5-9	10-14	15-19	20-24	25-29	30-34	35-39	40-44	45-49	50-54	55-59	60-64	65-69	70-74	75-79	80-84	85-89	90+	Total	Res	Non Res	Grand Total
14 Diphtheria	M	0	0	0	0	0	0	0	0	0	0	0	0	0	0	0	0	0	0	0	0	0	0	0
	F	0	0	0	0	0	0	0	0	0	0	0	0	0	0	0	0	0	0	0	0	0	0	0
	T	0	0	0	0	0	0	0	0	0	0	0	0	0	0	0	0	0	0	0	0	0	0	0
15 Whooping cough	M	0	0	0	0	0	0	0	0	0	0	0	0	0	0	0	0	0	0	0	0	0	0	0
	F	2	0	0	0	0	0	0	0	0	0	0	0	0	0	0	0	0	0	0	0	2	0	2
	T	2	0	0	0	0	0	0	0	0	0	0	0	0	0	0	0	0	0	0	0	2	0	2
16 Scarlet fever and erysipelas	M	0	0	0	0	0	0	0	0	0	0	0	0	0	0	0	0	0	0	0	0	0	0	0
	F	0	0	0	0	0	0	0	0	0	0	0	0	0	0	0	0	0	0	0	0	0	0	0
	T	0	0	0	0	0	0	0	0	0	0	0	0	0	0	0	0	0	0	0	0	0	0	0
17 Meningococcal infection	M	0	0	0	0	0	0	0	0	0	0	0	0	0	0	0	0	0	0	0	0	0	0	0
	F	0	0	0	0	0	0	0	0	0	0	1	0	1	0	0	0	0	0	0	0	2	0	2
	T	0	0	0	0	0	0	0	0	0	0	1	0	1	0	0	0	0	0	0	0	2	0	2
18 Septicemia	M	4	0	0	0	0	0	1	0	2	1	3	6	6	8	10	9	18	23	17	108	1	109	
	F	2	0	0	0	1	1	0	0	1	0	1	7	3	5	7	18	34	24	34	138	1	139	
	T	6	0	0	0	1	1	1	0	3	1	4	13	9	13	17	27	52	47	51	246	2	248	
19 Other zoonotic and bacterial diseases	M	0	0	0	0	0	0	0	0	0	0	0	0	0	0	1	0	0	0	0	1	1	2	
	F	0	0	0	0	0	0	0	0	0	0	0	0	0	0	2	0	1	3	1	7	0	7	
	T	0	0	0	0	0	0	0	0	0	0	0	0	0	0	2	1	1	3	1	8	1	9	
20 Cardiovascular syphilis	M	0	0	0	0	0	0	0	0	0	0	0	0	0	0	0	0	0	0	0	0	0	0	
	F	0	0	0	0	0	0	0	0	0	0	0	0	0	0	0	0	0	0	0	0	0	0	
	T	0	0	0	0	0	0	0	0	0	0	0	0	0	0	0	0	0	0	0	0	0	0	
21 Neurosyphilis	M	0	0	0	0	0	0	0	0	0	0	0	0	0	0	0	0	0	0	0	0	0	0	
	F	0	0	0	0	0	0	0	0	0	0	0	0	0	0	0	0	0	0	0	0	0	0	
	T	0	0	0	0	0	0	0	0	0	0	0	0	0	0	0	0	0	0	0	0	0	0	
22 Other and unspecified syphilis	M	0	0	0	0	0	0	0	0	0	0	0	0	0	0	0	0	0	0	0	0	0	0	
	F	0	0	0	0	0	0	0	0	0	0	0	0	0	0	0	0	0	0	0	0	0	0	
	T	0	0	0	0	0	0	0	0	0	0	0	0	0	0	0	0	0	0	0	0	0	0	
23 Gonococcal infection	M	0	0	0	0	0	0	0	0	0	0	0	0	0	0	0	0	0	0	0	0	0	0	
	F	0	0	0	0	0	0	0	0	0	0	0	0	0	0	0	0	0	0	0	0	0	0	
	T	0	0	0	0	0	0	0	0	0	0	0	0	0	0	0	0	0	0	0	0	0	0	
24 Other infections with a predominately sexual mode of transmission	M	0	0	0	0	0	0	0	0	0	0	0	0	0	0	0	0	0	0	0	0	0	0	
	F	0	0	0	0	0	0	0	0	0	0	0	0	0	0	0	0	0	0	0	0	0	0	
	T	0	0	0	0	0	0	0	0	0	0	0	0	0	0	0	0	0	0	0	0	0	0	
25 Lyme disease	M	0	0	0	0	0	0	0	0	0	0	0	0	0	0	0	0	0	0	0	0	0	0	
	F	0	0	0	0	0	0	0	0	0	0	0	0	0	0	0	0	0	0	0	0	0	0	
	T	0	0	0	0	0	0	0	0	0	0	0	0	0	0	0	0	0	0	0	0	0	0	
26 Typhus fever	M	0	0	0	0	0	0	0	0	0	0	0	0	0	0	0	0	0	0	0	0	0	0	
	F	0	0	0	0	0	0	0	0	0	0	0	0	0	0	0	0	0	0	0	0	0	0	
	T	0	0	0	0	0	0	0	0	0	0	0	0	0	0	0	0	0	0	0	0	0	0	

M = Male

F = Female

T = Total

(Res) Resident of Alberta

(Non Res) Non-Resident of Alberta

Table 20

(Continued)

		0-4	5-9	10-14	15-19	20-24	25-29	30-34	35-39	40-44	45-49	50-54	55-59	60-64	65-69	70-74	75-79	80-84	85-89	90+	Res Total	Non Res Total	Grand Total	
27 All other infections caused by spirochetes, chlamydia or rickettsia	M	0	0	0	0	0	0	0	0	0	0	0	0	0	0	0	0	0	0	0	0	0	0	
	F	0	0	0	0	0	0	0	0	0	0	0	0	0	0	0	0	0	0	0	0	0	0	0
	T	0	0	0	0	0	0	0	0	0	0	0	0	0	0	0	0	0	0	0	0	0	0	0
28 Acute poliomyelitis	M	0	0	0	0	0	0	0	0	0	0	0	0	0	0	0	0	0	0	0	0	0	0	
	F	0	0	0	0	0	0	0	0	0	0	0	0	0	0	0	0	0	0	0	0	0	0	0
	T	0	0	0	0	0	0	0	0	0	0	0	0	0	0	0	0	0	0	0	0	0	0	0
29 Rabies	M	0	0	0	0	0	0	0	0	0	0	0	0	0	0	0	0	0	0	0	0	0	0	0
	F	0	0	0	0	0	0	0	0	0	0	0	0	0	0	0	0	0	0	0	0	0	0	0
	T	0	0	0	0	0	0	0	0	0	0	0	0	0	0	0	0	0	0	0	0	0	0	0
30 Arthropod-borne viral encephalitis	M	0	0	0	0	0	0	0	0	0	0	0	0	0	0	0	0	0	0	0	0	0	0	0
	F	0	0	0	0	0	0	0	0	0	0	0	0	0	0	0	0	0	0	0	0	0	0	0
	T	0	0	0	0	0	0	0	0	0	0	0	0	0	0	0	0	0	0	0	0	0	0	0
31 Yellow fever	M	0	0	0	0	0	0	0	0	0	0	0	0	0	0	0	0	0	0	0	0	0	0	0
	F	0	0	0	0	0	0	0	0	0	0	0	0	0	0	0	0	0	0	0	0	0	0	0
	T	0	0	0	0	0	0	0	0	0	0	0	0	0	0	0	0	0	0	0	0	0	0	0
32 Other and unspecified arthropod-borne viral and hemorrhagic fevers	M	0	0	0	0	0	0	0	0	0	0	0	0	0	1	0	0	0	0	0	1	0	1	1
	F	0	0	0	0	0	0	0	0	0	0	0	0	0	0	0	0	0	0	0	0	0	0	0
	T	0	0	0	0	0	0	0	0	0	0	0	0	0	1	0	0	0	0	0	1	0	1	1
33 Herpesviral (herpes simplex) infections	M	0	0	0	0	0	0	0	0	0	0	0	0	0	1	0	0	0	0	0	1	1	2	2
	F	0	0	0	0	0	0	0	0	0	0	0	0	0	0	0	0	0	0	1	1	0	1	1
	T	0	0	0	0	0	0	0	0	0	0	0	0	0	1	0	0	0	0	1	2	1	3	3
34 Zoster (herpes zoster)	M	0	0	0	0	0	0	0	0	0	0	0	0	1	0	0	0	1	3	0	5	0	5	5
	F	0	0	0	0	0	0	0	0	0	0	0	0	0	0	0	0	0	0	1	1	0	1	1
	T	0	0	0	0	0	0	0	0	0	0	0	0	1	0	0	0	1	3	1	6	0	6	6
35 Smallpox	M	0	0	0	0	0	0	0	0	0	0	0	0	0	0	0	0	0	0	0	0	0	0	0
	F	0	0	0	0	0	0	0	0	0	0	0	0	0	0	0	0	0	0	0	0	0	0	0
	T	0	0	0	0	0	0	0	0	0	0	0	0	0	0	0	0	0	0	0	0	0	0	0
36 Measles	M	0	0	0	0	0	0	0	0	0	0	0	0	0	0	0	0	0	0	0	0	0	0	0
	F	0	0	0	0	0	0	0	0	0	0	0	0	0	0	0	0	0	0	0	0	0	0	0
	T	0	0	0	0	0	0	0	0	0	0	0	0	0	0	0	0	0	0	0	0	0	0	0
37 Rubella (German measles)	M	0	0	0	0	0	0	0	0	0	0	0	0	0	0	0	0	0	0	0	0	0	0	0
	F	0	0	0	0	0	0	0	0	0	0	0	0	0	0	0	0	0	0	0	0	0	0	0
	T	0	0	0	0	0	0	0	0	0	0	0	0	0	0	0	0	0	0	0	0	0	0	0
38 Viral hepatitis	M	0	0	0	0	0	0	0	1	3	3	12	4	0	1	3	0	0	0	27	0	27	27	27
	F	0	0	0	0	0	0	0	2	2	2	6	2	3	1	1	1	0	0	1	20	2	22	22
	T	0	0	0	0	0	0	0	3	5	5	18	6	3	2	4	0	0	1	47	2	49	49	
39 Human immunodeficiency virus (HIV) disease resulting in infectious and parasitic diseases	M	0	0	0	0	0	0	1	3	0	0	1	3	0	0	0	0	0	0	8	1	9	9	
	F	0	0	0	0	0	0	0	0	1	0	1	0	0	0	0	0	0	0	2	1	3	3	
	T	0	0	0	0	0	0	1	3	1	0	2	3	0	0	0	0	0	0	10	2	12	12	

M = Male

F = Female

T = Total

(Res) Resident of Alberta

(Non Res) Non-Resident of Alberta

Table 20

(Continued)

		0-4	5-9	10-14	15-19	20-24	25-29	30-34	35-39	40-44	45-49	50-54	55-59	60-64	65-69	70-74	75-79	80-84	85-89	90+	Res Total	Non Res Total	Grand Total	
40 Human immunodeficiency virus (HIV) disease resulting in malignant neoplasms	M	0	0	0	0	0	0	0	0	1	1	0	0	0	0	0	0	0	0	0	2	0	2	
	F	0	0	0	0	0	0	0	0	1	1	0	0	0	0	0	0	0	0	0	0	2	1	3
	T	0	0	0	0	0	0	0	0	2	2	0	0	0	0	0	0	0	0	0	0	4	1	5
41 Human immunodeficiency virus (HIV) disease resulting in other specified diseases	M	0	0	0	0	0	0	0	0	0	0	0	0	1	0	0	0	0	0	0	1	0	1	
	F	0	0	0	0	0	0	0	0	0	1	0	0	0	1	0	0	0	0	0	0	2	0	2
	T	0	0	0	0	0	0	0	0	0	1	0	0	1	1	0	0	0	0	0	0	3	0	3
42 Human immunodeficiency virus (HIV) disease resulting in other conditions	M	0	0	0	0	0	0	1	1	0	1	0	0	0	1	0	0	0	0	0	4	0	4	
	F	0	0	0	0	0	0	0	0	0	0	1	0	0	0	0	0	0	0	0	1	0	1	
	T	0	0	0	0	0	0	1	1	0	1	1	0	0	1	0	0	0	0	0	5	0	5	
43 Unspecified human immunodeficiency virus (HIV) disease	M	0	0	0	0	0	0	0	0	0	1	1	1	0	1	0	0	0	0	0	4	0	4	
	F	0	0	0	0	0	0	0	0	0	0	1	0	0	0	0	0	0	0	0	1	0	1	
	T	0	0	0	0	0	0	0	0	0	1	2	1	0	1	0	0	0	0	0	5	0	5	
44 All other and unspecified viral diseases	M	0	0	0	0	0	0	0	0	0	0	1	1	1	1	1	0	1	0	0	6	0	6	
	F	0	0	0	0	0	0	0	0	1	0	1	1	2	1	0	2	1	0	0	9	1	10	
	T	0	0	0	0	0	0	0	0	1	0	2	2	3	2	1	2	2	0	0	15	1	16	
45 Mycoses	M	0	0	0	0	0	0	0	0	0	0	0	0	1	0	0	0	1	1	1	4	0	4	
	F	0	0	0	0	0	0	0	0	0	0	0	0	1	0	0	0	0	0	0	1	0	1	
	T	0	0	0	0	0	0	0	0	0	0	0	0	2	0	0	0	1	1	1	5	0	5	
46 Malaria	M	0	0	0	0	0	0	0	0	0	0	0	0	0	0	0	0	0	0	0	0	0	0	
	F	0	0	0	0	0	0	0	0	0	0	0	0	0	0	0	0	0	0	0	0	0	0	
	T	0	0	0	0	0	0	0	0	0	0	0	0	0	0	0	0	0	0	0	0	0	0	
47 Leishmaniasis	M	0	0	0	0	0	0	0	0	0	0	0	0	0	0	0	0	0	0	0	0	0	0	
	F	0	0	0	0	0	0	0	0	0	0	0	0	0	0	0	0	0	0	0	0	0	0	
	T	0	0	0	0	0	0	0	0	0	0	0	0	0	0	0	0	0	0	0	0	0	0	
48 Trypanosomiasis	M	0	0	0	0	0	0	0	0	0	0	0	0	0	0	0	0	0	0	0	0	0	0	
	F	0	0	0	0	0	0	0	0	0	0	0	0	0	0	0	0	0	0	0	0	0	0	
	T	0	0	0	0	0	0	0	0	0	0	0	0	0	0	0	0	0	0	0	0	0	0	
49 Pneumocystosis	M	1	0	0	0	0	0	0	0	0	0	0	0	0	0	0	0	0	0	0	1	0	1	
	F	0	0	0	0	0	0	0	0	0	0	0	0	0	0	0	0	0	0	0	0	0	0	
	T	1	0	0	0	0	0	0	0	0	0	0	0	0	0	0	0	0	0	0	1	0	1	
50 Other and unspecified protozoal diseases	M	0	0	0	0	0	0	0	0	0	0	0	0	0	0	0	0	0	0	0	0	0	0	
	F	0	0	0	0	0	0	0	0	0	0	0	0	0	0	0	0	0	0	0	0	0	0	
	T	0	0	0	0	0	0	0	0	0	0	0	0	0	0	0	0	0	0	0	0	0	0	
51 Schistosomiasis (bilharziasis)	M	0	0	0	0	0	0	0	0	0	0	0	0	0	0	0	0	0	0	0	0	0	0	
	F	0	0	0	0	0	0	0	0	0	0	0	0	0	0	0	0	0	0	0	0	0	0	
	T	0	0	0	0	0	0	0	0	0	0	0	0	0	0	0	0	0	0	0	0	0	0	
52 Other and unspecified helminthiasis	M	0	0	0	0	0	0	0	0	0	0	0	0	0	0	0	0	0	0	0	0	0	0	
	F	0	0	0	0	0	0	0	0	0	0	0	0	0	0	0	0	0	1	0	1	0	1	
	T	0	0	0	0	0	0	0	0	0	0	0	0	0	0	0	0	0	1	0	1	0	1	

M = Male

F = Female

T = Total

(Res) Resident of Alberta

(Non Res) Non-Resident of Alberta

Table 20

(Continued)

			0-4	5-9	10-14	15-19	20-24	25-29	30-34	35-39	40-44	45-49	50-54	55-59	60-64	65-69	70-74	75-79	80-84	85-89	90+	Res Total	Non Res Total	Grand Total	
			53	Sequelae of tuberculosis	M	0	0	0	0	0	0	0	0	0	0	0	0	0	0	0	0	0	0	0	0
		F	0	0	0	0	0	0	0	0	0	0	0	0	0	0	0	0	1	0	0	1	0	1	
		T	0	0	0	0	0	0	0	0	0	0	0	0	0	0	0	0	1	0	0	1	0	1	
54	Sequelae of poliomyelitis	M	0	0	0	0	0	0	0	0	0	0	0	0	0	0	0	0	0	0	0	0	0	0	
		F	0	0	0	0	0	0	0	0	0	0	0	0	0	0	0	1	0	1	1	3	0	3	
		T	0	0	0	0	0	0	0	0	0	0	0	0	0	0	0	1	0	1	1	3	0	3	
55	All other and unspecified infectious and parasitic diseases and their sequelae	M	0	0	0	0	0	0	0	0	0	0	0	0	0	0	1	0	1	0	0	2	0	2	
		F	0	0	0	0	0	0	0	0	0	0	0	0	0	0	0	1	1	0	1	3	0	3	
		T	0	0	0	0	0	0	0	0	0	0	0	0	0	0	1	1	2	0	1	5	0	5	
56	Malignant neoplasms of lip	M	0	0	0	0	0	0	0	0	0	0	0	0	0	0	0	0	0	0	0	0	0	0	
		F	0	0	0	0	0	0	0	0	0	0	0	0	0	0	0	0	0	0	0	0	0	0	
		T	0	0	0	0	0	0	0	0	0	0	0	0	0	0	0	0	0	0	0	0	0	0	
57	Malignant neoplasms of tongue	M	0	0	0	0	0	0	0	1	0	1	2	0	3	1	1	0	0	1	0	10	1	11	
		F	0	0	0	0	0	0	0	0	0	1	0	2	0	0	2	0	0	0	1	6	0	6	
		T	0	0	0	0	0	0	1	0	1	2	2	2	3	1	3	0	0	1	1	16	1	17	
58	Malignant neoplasms of pharynx	M	0	0	0	0	0	0	1	1	0	1	5	4	8	5	2	7	4	1	0	39	0	39	
		F	0	0	0	0	0	0	1	0	0	1	0	1	1	1	1	0	0	1	0	7	0	7	
		T	0	0	0	0	0	0	2	1	0	2	5	5	9	6	3	7	4	2	0	46	0	46	
59	Malignant neoplasms of other and unspecified sites within the lip, oral cavity and pharynx	M	0	0	0	0	0	0	1	0	0	1	0	5	3	3	3	3	2	1	1	23	0	23	
		F	0	0	0	0	0	0	0	0	0	0	0	1	2	1	0	0	2	1	2	9	0	9	
		T	0	0	0	0	0	0	1	0	0	1	0	6	5	4	3	3	4	2	3	32	0	32	
60	Malignant neoplasms of esophagus	M	0	0	0	0	0	0	1	0	3	3	10	20	21	19	19	21	10	12	5	144	0	144	
		F	0	0	0	0	0	0	0	0	1	0	2	2	2	2	4	2	2	5	3	25	0	25	
		T	0	0	0	0	0	0	1	0	4	3	12	22	23	21	23	23	12	17	8	169	0	169	
61	Malignant neoplasms of stomach	M	0	0	0	0	0	0	1	1	0	3	4	3	12	8	9	10	11	14	3	79	3	82	
		F	0	0	0	0	0	0	1	0	3	2	4	2	4	3	9	8	6	6	5	53	0	53	
		T	0	0	0	0	0	0	2	1	3	5	8	5	16	11	18	18	17	20	8	132	3	135	
62	Malignant neoplasms of small intestine	M	0	0	0	0	0	0	0	0	0	0	0	0	1	2	1	0	0	0	1	0	5	0	5
		F	0	0	0	0	0	0	0	0	0	0	0	0	0	1	1	2	1	1	0	6	0	6	
		T	0	0	0	0	0	0	0	0	0	0	0	0	1	2	2	1	2	1	2	0	11	0	11
63	Malignant neoplasms of colon	M	0	0	0	0	0	0	0	4	4	7	14	17	23	33	30	44	35	24	13	248	4	252	
		F	0	0	0	0	0	0	1	0	4	5	8	20	12	18	27	26	37	32	29	219	1	220	
		T	0	0	0	0	0	0	1	4	8	12	22	37	35	51	57	70	72	56	42	467	5	472	
64	Malignant neoplasms of rectosigmoid junction and rectum	M	0	0	0	0	0	0	0	2	3	6	8	9	10	14	11	19	13	5	3	103	0	103	
		F	0	0	0	0	0	0	0	1	2	1	5	4	6	12	8	2	11	6	7	65	2	67	
		T	0	0	0	0	0	0	0	3	5	7	13	13	16	26	19	21	24	11	10	168	2	170	
65	Malignant neoplasms of anus and anal canal	M	0	0	0	0	0	0	0	0	0	0	1	0	2	1	0	0	1	0	0	5	0	5	
		F	0	0	0	0	0	0	0	0	0	1	0	1	0	1	0	0	0	0	1	4	0	4	
		T	0	0	0	0	0	0	0	0	0	1	1	1	2	2	0	0	1	0	1	9	0	9	

M = Male

F = Female

T = Total

(Res) Resident of Alberta

(Non Res) Non-Resident of Alberta

Table 20

(Continued)

		0-4	5-9	10-14	15-19	20-24	25-29	30-34	35-39	40-44	45-49	50-54	55-59	60-64	65-69	70-74	75-79	80-84	85-89	90+	Res Total	Non Res Total	Grand Total
66 Malignant neoplasms of liver	M	0	1	0	0	0	0	0	0	2	4	8	16	13	13	13	9	10	6	4	99	2	101
	F	1	0	0	0	0	0	0	0	1	0	1	6	5	6	8	6	4	3	1	42	0	42
	T	1	1	0	0	0	0	0	0	3	4	9	22	18	19	21	15	14	9	5	141	2	143
67 Malignant neoplasms of intrahepatic bile duct carcinoma	M	0	0	0	0	0	0	0	0	1	1	3	0	5	8	4	4	12	6	1	45	0	45
	F	0	0	0	0	0	0	1	0	1	1	0	2	7	4	6	9	4	6	0	41	1	42
	T	0	0	0	0	0	0	1	0	2	2	3	2	12	12	10	13	16	12	1	86	1	87
68 Malignant neoplasms of gallbladder and extrahepatic bile ducts	M	0	0	0	0	0	1	0	0	0	0	1	1	3	3	1	1	6	2	1	20	0	20
	F	0	0	0	0	0	0	0	0	0	1	1	1	0	0	1	4	4	2	1	15	0	15
	T	0	0	0	0	0	1	0	0	0	1	2	2	3	3	2	5	10	4	2	35	0	35
69 Malignant neoplasms of pancreas	M	0	0	0	0	0	0	0	0	3	3	16	16	16	21	15	29	29	15	6	169	4	173
	F	0	0	0	0	0	0	0	0	0	1	14	15	17	32	19	25	27	16	11	177	4	181
	T	0	0	0	0	0	0	0	0	3	4	30	31	33	53	34	54	56	31	17	346	8	354
70 Malignant neoplasms of other and ill-defined digestive organs	M	0	0	0	0	0	0	0	0	0	3	0	2	8	3	4	7	4	7	4	42	0	42
	F	0	0	0	0	0	0	0	0	0	1	1	0	1	2	4	3	4	6	5	27	0	27
	T	0	0	0	0	0	0	0	0	0	4	1	2	9	5	8	10	8	13	9	69	0	69
71 Malignant neoplasms of nasal cavity, middle ear and accessory sinuses	M	0	0	0	0	0	0	0	1	0	0	1	0	1	0	0	1	0	0	0	4	0	4
	F	0	0	0	0	0	0	0	0	0	0	0	0	0	0	0	0	0	0	0	0	0	0
	T	0	0	0	0	0	0	0	1	0	0	1	0	1	0	0	1	0	0	0	4	0	4
72 Malignant neoplasms of larynx	M	0	0	0	0	0	0	0	0	0	0	4	1	2	5	4	2	1	4	0	23	0	23
	F	0	0	0	0	0	0	0	0	0	1	0	0	0	1	2	0	1	1	0	6	0	6
	T	0	0	0	0	0	0	0	0	0	1	4	1	2	6	6	2	2	5	0	29	0	29
73 Malignant neoplasms of trachea, bronchus and lung	M	0	0	0	0	0	0	0	0	2	11	30	56	75	103	118	118	100	61	26	700	3	703
	F	0	0	0	0	0	0	0	0	0	16	23	54	78	110	116	109	86	54	27	673	8	681
	T	0	0	0	0	0	0	0	0	2	27	53	110	153	213	234	227	186	115	53	1373	11	1384
74 Malignant neoplasms of thymus, heart, mediastinum and pleura	M	0	0	0	0	0	0	1	1	0	0	1	0	0	0	0	1	0	0	4	0	4	
	F	0	0	0	0	0	0	1	0	0	0	2	0	0	0	0	0	0	1	0	4	0	4
	T	0	0	0	0	0	0	2	1	0	2	1	0	0	0	0	1	1	0	8	0	8	
75 Malignant neoplasms of other and ill-defined sites in respiratory system and intrathoracic organs	M	0	0	0	0	0	0	0	0	0	0	0	0	0	0	0	0	0	0	0	0	0	0
	F	0	0	0	0	0	0	0	0	0	0	0	0	0	0	0	0	0	0	0	0	0	0
	T	0	0	0	0	0	0	0	0	0	0	0	0	0	0	0	0	0	0	0	0	0	0
76 Malignant neoplasms of bone and articular cartilage	M	0	0	0	2	0	0	0	0	1	0	0	1	1	0	0	0	0	0	0	5	0	5
	F	0	0	0	1	0	0	0	0	0	0	0	0	0	1	0	0	1	0	0	3	0	3
	T	0	0	0	3	0	0	0	0	1	0	0	1	1	1	0	0	1	0	0	8	0	8
77 Malignant melanoma of skin	M	0	0	0	0	0	1	0	3	2	3	4	8	4	7	4	5	3	4	3	51	1	52
	F	0	0	0	0	0	1	0	0	1	1	2	2	1	6	1	2	3	4	2	26	0	26
	T	0	0	0	0	0	2	0	3	3	4	6	10	5	13	5	7	6	8	5	77	1	78
78 Other malignant neoplasms of skin	M	0	0	0	0	0	0	0	0	0	0	1	4	2	2	0	3	1	2	15	0	15	
	F	0	0	0	0	0	0	0	0	0	2	0	0	2	0	2	2	0	0	1	9	0	9
	T	0	0	0	0	0	0	0	0	0	2	0	1	6	2	4	2	3	1	3	24	0	24

M = Male
 F = Female
 T = Total

(Res) Resident of Alberta
 (Non Res) Non-Resident of Alberta

Table 20

(Continued)

		Age Group																		Total	Res	Non Res	Grand Total
		0-4	5-9	10-14	15-19	20-24	25-29	30-34	35-39	40-44	45-49	50-54	55-59	60-64	65-69	70-74	75-79	80-84	85-89				
79 Mesothelioma	M	0	0	0	0	0	0	0	0	1	1	0	1	3	3	4	6	8	3	2	32	0	32
	F	0	0	0	0	0	0	0	0	0	0	0	0	0	1	0	1	1	0	0	3	0	3
	T	0	0	0	0	0	0	0	0	1	1	0	1	3	4	4	7	9	3	2	35	0	35
80 Kaposi's sarcoma	M	0	0	0	0	0	0	0	0	0	0	0	0	0	0	0	0	0	1	0	1	0	1
	F	0	0	0	0	0	0	0	0	0	0	0	0	0	0	0	0	0	0	0	0	0	0
	T	0	0	0	0	0	0	0	0	0	0	0	0	0	0	0	0	0	1	0	1	0	1
81 Malignant neoplasms of other mesothelial and soft tissue	M	0	0	0	1	0	3	1	0	2	1	2	5	3	2	3	5	0	2	0	30	1	31
	F	0	0	0	0	0	0	0	0	1	1	6	4	4	6	7	3	9	4	2	47	0	47
	T	0	0	0	1	0	3	1	0	3	2	8	9	7	8	10	8	9	6	2	77	1	78
82 Malignant neoplasm of breast	M	0	0	0	0	0	0	0	0	0	0	1	1	1	0	2	1	0	1	7	0	7	
	F	0	0	0	0	0	1	3	4	6	29	43	35	56	36	48	31	43	30	32	397	5	402
	T	0	0	0	0	0	1	3	4	6	29	43	36	57	37	48	33	44	30	33	404	5	409
83 Malignant neoplasms of vulva and vagina	M	0	0	0	0	0	0	0	0	0	0	0	0	0	0	0	0	0	0	0	0	0	0
	F	0	0	0	0	0	0	0	0	1	2	1	1	0	1	1	1	2	2	2	14	0	14
	T	0	0	0	0	0	0	0	0	1	2	1	1	0	1	1	1	2	2	2	14	0	14
84 Malignant neoplasms of cervix uteri	M	0	0	0	0	0	0	0	0	0	0	0	0	0	0	0	0	0	0	0	0	0	0
	F	0	0	0	0	0	1	0	3	4	2	5	6	5	2	1	2	2	1	2	36	0	36
	T	0	0	0	0	0	1	0	3	4	2	5	6	5	2	1	2	2	1	2	36	0	36
85 Malignant neoplasms of corpus uteri and uterus, part unspecified	M	0	0	0	0	0	0	0	0	0	0	0	0	0	0	0	0	0	0	0	0	0	0
	F	0	0	0	0	0	0	0	1	2	0	4	12	7	9	12	7	13	5	6	78	2	80
	T	0	0	0	0	0	0	0	1	2	0	4	12	7	9	12	7	13	5	6	78	2	80
86 Malignant neoplasms of ovary	M	0	0	0	0	0	0	0	0	0	0	0	0	0	0	0	0	0	0	0	0	0	0
	F	0	0	0	0	0	1	0	0	2	4	11	15	14	12	16	13	16	8	10	122	3	125
	T	0	0	0	0	0	1	0	0	2	4	11	15	14	12	16	13	16	8	10	122	3	125
87 Malignant neoplasms of other and unspecified female genital organs	M	0	0	0	0	0	0	0	0	0	0	0	0	0	0	0	0	0	0	0	0	0	0
	F	0	0	0	0	0	0	0	0	1	0	2	2	1	0	1	0	0	1	8	0	8	
	T	0	0	0	0	0	0	0	0	1	0	2	2	1	0	1	0	0	1	8	0	8	
88 Malignant neoplasms of placenta	M	0	0	0	0	0	0	0	0	0	0	0	0	0	0	0	0	0	0	0	0	0	0
	F	0	0	0	0	0	0	1	0	0	0	0	0	0	0	0	0	0	0	0	1	0	1
	T	0	0	0	0	0	0	1	0	0	0	0	0	0	0	0	0	0	0	0	1	0	1
89 Malignant neoplasms of prostate	M	0	0	0	0	0	0	1	0	0	4	10	17	30	41	54	85	75	32	349	2	351	
	F	0	0	0	0	0	0	0	0	0	0	0	0	0	0	0	0	0	0	0	0	0	0
	T	0	0	0	0	0	0	1	0	0	4	10	17	30	41	54	85	75	32	349	2	351	
90 Malignant neoplasms of testis	M	0	0	0	0	1	1	1	1	1	0	0	0	0	0	0	0	1	0	6	0	6	
	F	0	0	0	0	0	0	0	0	0	0	0	0	0	0	0	0	0	0	0	0	0	0
	T	0	0	0	0	1	1	1	1	1	0	0	0	0	0	0	0	0	1	0	6	0	6
91 Malignant neoplasms of penis and other and unspecified male genital organs	M	0	0	0	0	0	0	0	0	0	0	0	1	2	0	0	1	0	0	4	0	4	
	F	0	0	0	0	0	0	0	0	0	0	0	0	0	0	0	0	0	0	0	0	0	0
	T	0	0	0	0	0	0	0	0	0	0	0	1	2	0	0	1	0	0	4	0	4	

M = Male

F = Female

T = Total

(Res) Resident of Alberta

(Non Res) Non-Resident of Alberta

Table 20

(Continued)

		0-4	5-9	10-14	15-19	20-24	25-29	30-34	35-39	40-44	45-49	50-54	55-59	60-64	65-69	70-74	75-79	80-84	85-89	90+	Res Total	Non Res Total	Grand Total	
92 Malignant neoplasms of kidney and renal pelvis	M	0	0	0	0	1	0	0	0	2	3	10	11	13	15	13	8	10	7	3	96	2	98	
	F	0	0	0	0	0	0	0	0	1	0	2	1	5	6	5	9	7	7	6	49	0	49	
	T	0	0	0	0	1	0	0	0	3	3	12	12	18	21	18	17	17	14	9	145	2	147	
93 Malignant neoplasms of bladder	M	0	0	0	0	0	1	0	0	0	0	5	8	13	9	17	15	20	20	12	120	0	120	
	F	0	0	0	0	0	0	0	0	1	0	0	2	2	8	4	2	7	8	6	40	0	40	
	T	0	0	0	0	0	1	0	0	1	0	5	10	15	17	21	17	27	28	18	160	0	160	
94 Malignant neoplasms of other and unspecified sites within the urinary tract	M	0	0	0	0	0	0	0	0	0	0	1	0	0	0	0	0	1	0	0	2	0	2	
	F	0	0	0	0	0	0	0	0	0	0	0	0	0	0	0	0	0	0	0	0	0	0	0
	T	0	0	0	0	0	0	0	0	0	0	1	0	0	0	0	0	1	0	0	2	0	2	
95 Malignant neoplasm of eye and adnexa	M	0	0	0	0	0	0	0	0	0	0	2	0	0	0	0	0	0	1	0	3	0	3	
	F	0	0	0	0	0	0	0	0	0	0	1	0	0	0	0	0	1	0	0	2	0	2	
	T	0	0	0	0	0	0	0	0	0	0	3	0	0	0	0	0	1	1	0	5	0	5	
96 Malignant neoplasms of brain	M	2	2	1	2	3	3	2	2	7	6	10	7	14	10	12	5	7	4	0	99	1	100	
	F	1	1	0	0	0	0	3	2	2	2	4	8	7	6	10	5	7	4	1	63	0	63	
	T	3	3	1	2	3	3	5	4	9	8	14	15	21	16	22	10	14	8	1	162	1	163	
97 Malignant neoplasms of other parts of central nervous system	M	0	0	0	0	1	0	0	0	0	0	0	0	0	0	0	0	0	0	0	1	0	1	
	F	0	0	0	0	0	0	0	0	1	0	0	0	0	0	0	0	0	0	0	1	0	1	
	T	0	0	0	0	1	0	0	0	1	0	0	0	0	0	0	0	0	0	0	2	0	2	
98 Malignant neoplasms of thyroid and other endocrine glands	M	1	0	0	0	0	0	0	1	1	0	1	1	2	2	2	1	1	0	1	14	0	14	
	F	0	0	0	0	0	0	0	0	1	0	1	0	1	0	1	4	2	1	1	12	0	12	
	T	1	0	0	0	0	0	0	1	2	0	2	1	3	2	3	5	3	1	2	26	0	26	
99 Other malignant neoplasms of other and unspecified sites	M	0	0	0	0	1	0	0	0	0	5	16	9	27	22	33	31	32	26	19	221	2	223	
	F	0	0	0	0	1	0	1	2	3	5	15	11	14	21	24	24	31	45	17	214	4	218	
	T	0	0	0	0	2	0	1	2	3	10	31	20	41	43	57	55	63	71	36	435	6	441	
100 Hodgkin's disease	M	0	0	0	0	0	1	0	0	0	0	1	1	0	1	1	0	0	0	0	5	0	5	
	F	0	0	0	0	0	0	0	0	0	0	0	0	0	1	0	0	0	0	0	1	0	1	
	T	0	0	0	0	0	1	0	0	0	0	1	1	0	2	1	0	0	0	0	6	0	6	
101 Non-Hodgkin's lymphoma	M	0	1	0	2	0	1	0	1	1	6	3	8	13	12	14	20	17	13	8	120	2	122	
	F	0	0	0	0	1	0	0	1	3	1	2	4	4	8	13	9	20	19	12	97	2	99	
	T	0	1	0	2	1	1	0	2	4	7	5	12	17	20	27	29	37	32	20	217	4	221	
102 Malignant neoplasms of other and unspecified lymphoid, hematopoietic and related tissue	M	0	0	0	0	0	0	0	0	0	0	0	0	0	0	0	0	0	0	0	0	0	0	
	F	0	0	0	0	0	0	0	0	0	0	0	0	0	0	0	0	0	0	0	0	0	0	
	T	0	0	0	0	0	0	0	0	0	0	0	0	0	0	0	0	0	0	0	0	0	0	
103 Malignant immunoproliferative diseases	M	0	0	0	0	0	0	0	0	0	0	0	0	0	1	2	0	0	1	0	4	0	4	
	F	0	0	0	0	0	0	0	0	0	0	1	0	0	0	0	2	0	0	0	3	0	3	
	T	0	0	0	0	0	0	0	0	0	0	1	0	0	1	2	2	0	1	0	7	0	7	
104 Multiple myeloma and malignant plasma cell neoplasms	M	0	0	0	0	0	0	0	0	1	1	5	9	11	10	10	7	5	3	62	1	63		
	F	0	0	0	0	0	0	0	0	0	2	1	3	8	4	10	7	10	6	4	55	0	55	
	T	0	0	0	0	0	0	0	0	0	3	2	8	17	15	20	17	17	11	7	117	1	118	

M = Male

F = Female

T = Total

(Res) Resident of Alberta

(Non Res) Non-Resident of Alberta

Table 20

(Continued)

		Age Group																		Res	Non	Grand	
		0-4	5-9	10-14	15-19	20-24	25-29	30-34	35-39	40-44	45-49	50-54	55-59	60-64	65-69	70-74	75-79	80-84	85-89	90+	Total	Total	Total
105 Lymphoid leukemia	M	0	0	0	0	0	1	0	0	2	1	0	2	0	1	5	4	11	5	5	37	0	37
	F	0	0	0	0	0	1	0	0	0	0	0	3	2	0	8	5	8	3	8	38	0	38
	T	0	0	0	0	0	2	0	0	2	1	0	5	2	1	13	9	19	8	13	75	0	75
106 Myeloid leukemia	M	0	0	0	1	1	0	0	0	0	4	2	8	1	10	14	11	9	4	0	65	0	65
	F	0	0	0	0	0	0	0	0	1	1	2	2	2	1	5	7	8	4	1	34	1	35
	T	0	0	0	1	1	0	0	0	1	5	4	10	3	11	19	18	17	8	1	99	1	100
107 Monocytic leukemia	M	0	0	0	0	0	0	0	0	0	0	0	0	0	0	0	0	0	0	0	0	0	0
	F	0	0	0	0	0	0	0	0	0	0	0	0	0	0	0	0	0	1	0	1	0	1
	T	0	0	0	0	0	0	0	0	0	0	0	0	0	0	0	0	0	1	0	1	0	1
108 Other and unspecified leukemia	M	0	0	0	0	0	0	0	0	0	0	2	0	1	4	3	1	4	1	16	0	16	
	F	0	0	0	1	0	0	0	0	0	0	0	0	2	2	3	1	2	3	14	0	14	
	T	0	0	0	1	0	0	0	0	0	0	2	0	3	6	6	2	6	4	30	0	30	
109 Carcinoma in situ of breast and genitourinary system	M	0	0	0	0	0	0	0	0	0	0	0	0	0	0	0	0	0	0	0	0	0	0
	F	0	0	0	0	0	0	0	0	0	0	0	0	0	0	0	0	0	0	0	0	0	0
	T	0	0	0	0	0	0	0	0	0	0	0	0	0	0	0	0	0	0	0	0	0	0
110 Carcinoma in situ of other and unspecified sites	M	0	0	0	0	0	0	0	0	0	0	0	0	0	0	0	0	0	0	0	0	0	0
	F	0	0	0	0	0	0	0	0	0	0	0	0	0	0	0	0	0	0	0	0	0	0
	T	0	0	0	0	0	0	0	0	0	0	0	0	0	0	0	0	0	0	0	0	0	0
111 Benign neoplasms of female genital organs	M	0	0	0	0	0	0	0	0	0	0	0	0	0	0	0	0	0	0	0	0	0	0
	F	0	0	0	0	0	0	0	0	0	0	0	0	0	0	0	0	0	1	0	1	0	1
	T	0	0	0	0	0	0	0	0	0	0	0	0	0	0	0	0	0	1	0	1	0	1
112 Benign neoplasms of eye, brain and other parts of central nervous system	M	0	0	0	0	0	0	0	0	0	0	0	0	1	0	1	2	0	1	5	0	5	
	F	0	0	0	0	0	0	0	0	1	0	1	0	0	1	0	2	3	1	9	0	9	
	T	0	0	0	0	0	0	0	0	1	0	1	0	1	1	1	4	3	2	14	0	14	
113 Benign neoplasms of other and unspecified sites	M	1	0	0	0	0	0	1	0	0	0	0	0	0	1	1	0	0	0	4	0	4	
	F	0	0	0	0	0	0	0	0	0	0	0	0	0	0	0	0	0	1	1	0	1	
	T	1	0	0	0	0	0	1	0	0	0	0	0	0	1	1	0	0	1	5	0	5	
114 Neoplasms of uncertain or unknown behavior of specified sites	M	1	0	0	0	1	0	1	0	0	1	1	3	6	8	11	13	11	3	60	0	60	
	F	0	0	0	0	1	0	0	0	2	1	3	1	3	6	6	6	11	13	53	0	53	
	T	1	0	0	0	2	0	1	0	2	2	4	4	9	14	17	19	22	16	113	0	113	
115 Neoplasm of uncertain or unknown behavior of unspecified sites	M	0	0	0	0	0	0	0	0	0	0	0	1	0	1	1	1	0	0	4	0	4	
	F	0	0	0	0	0	0	0	0	0	0	0	0	1	1	0	0	0	0	2	0	2	
	T	0	0	0	0	0	0	0	0	0	0	0	1	1	2	1	1	0	0	6	0	6	
116 Nutritional anemias	M	0	0	0	0	0	0	0	0	0	0	0	0	0	0	0	0	0	0	0	0	0	0
	F	0	0	0	0	0	0	0	0	0	0	0	0	0	0	0	0	0	1	1	2	0	2
	T	0	0	0	0	0	0	0	0	0	0	0	0	0	0	0	0	0	1	1	2	0	2
117 Hemolytic anemias	M	0	0	0	0	0	0	0	0	0	0	0	0	0	0	0	0	0	0	0	0	0	0
	F	0	0	0	0	0	0	0	0	0	0	0	0	0	0	0	0	0	0	0	0	0	0
	T	0	0	0	0	0	0	0	0	0	0	0	0	0	0	0	0	0	0	0	0	0	0

M = Male

F = Female

T = Total

(Res) Resident of Alberta

(Non Res) Non-Resident of Alberta

Table 20

(Continued)

		Age Group																		Residence			
		0-4	5-9	10-14	15-19	20-24	25-29	30-34	35-39	40-44	45-49	50-54	55-59	60-64	65-69	70-74	75-79	80-84	85-89	90+	Total	Res	Non Res
118 Aplastic anemias	M	0	0	0	0	0	0	0	0	0	0	0	0	0	0	0	0	0	0	1	1	0	1
	F	0	0	0	0	0	0	1	0	0	0	0	1	1	0	0	1	1	2	2	9	0	9
	T	0	0	0	0	0	0	1	0	0	0	0	1	1	0	0	1	1	2	3	10	0	10
119 Acute posthemorrhagic and other anemias	M	0	0	0	0	0	0	0	0	0	0	0	0	0	0	1	2	0	2	2	7	0	7
	F	0	0	0	0	0	0	0	0	0	0	0	0	0	0	0	2	4	1	8	15	0	15
	T	0	0	0	0	0	0	0	0	0	0	0	0	0	0	1	4	4	3	10	22	0	22
120 Coagulation defects, purpura and other hemorrhagic conditions	M	0	0	1	0	0	0	0	0	0	1	1	1	0	2	1	2	4	1	14	0	14	
	F	0	0	0	0	0	0	0	0	0	1	1	1	0	0	0	1	0	1	5	0	5	
	T	0	0	1	0	0	0	0	0	0	2	2	2	0	2	1	3	4	2	19	0	19	
121 Other diseases of blood and blood-forming organs	M	0	0	0	0	0	1	0	0	0	0	1	2	2	0	1	0	0	1	8	0	8	
	F	1	0	0	0	0	0	0	0	0	0	0	0	1	1	0	0	1	0	4	0	4	
	T	1	0	0	0	0	1	0	0	0	0	1	2	3	1	1	0	1	1	12	0	12	
122 Certain disorders involving the immune mechanism	M	0	0	0	0	0	0	1	0	0	0	1	1	1	1	0	1	0	0	6	0	6	
	F	0	0	0	0	0	0	0	0	0	1	0	0	0	1	0	0	0	1	3	0	3	
	T	0	0	0	0	0	0	1	0	0	1	1	1	1	2	0	1	0	1	9	0	9	
123 Disorders of thyroid gland	M	0	0	0	0	0	0	0	0	0	0	0	0	0	0	1	1	1	4	7	0	7	
	F	0	0	0	0	0	0	0	0	0	0	0	0	0	0	2	3	0	6	11	0	11	
	T	0	0	0	0	0	0	0	0	0	0	0	0	0	0	3	4	1	10	18	0	18	
124 Diabetes mellitus	M	0	0	0	0	2	4	0	6	5	11	11	19	16	26	22	30	51	32	261	6	267	
	F	0	0	0	0	1	0	2	1	2	5	8	10	11	12	21	28	33	44	211	1	212	
	T	0	0	0	0	3	4	2	7	7	16	19	29	27	38	43	58	84	76	472	7	479	
125 Disorders of pituitary gland	M	0	0	0	0	0	0	0	0	0	0	0	0	1	1	1	0	0	0	3	1	4	
	F	0	0	0	0	0	0	0	0	0	0	0	0	0	0	0	0	1	0	1	0	1	
	T	0	0	0	0	0	0	0	0	0	0	0	0	1	1	1	0	1	0	4	1	5	
126 Disorders of adrenal glands	M	0	0	0	0	0	0	0	0	0	0	0	0	0	0	0	0	0	0	0	0	0	
	F	0	0	0	0	0	0	0	0	1	0	0	0	0	1	0	0	0	0	2	0	2	
	T	0	0	0	0	0	0	0	0	1	0	0	0	0	1	0	0	0	0	2	0	2	
127 Diseases of thymus	M	0	0	0	0	0	0	0	0	0	0	0	0	0	0	0	0	0	0	0	0	0	
	F	0	0	0	0	0	0	0	0	0	0	0	0	0	0	0	0	0	0	0	0	0	
	T	0	0	0	0	0	0	0	0	0	0	0	0	0	0	0	0	0	0	0	0	0	
128 Other endocrine diseases	M	0	0	0	0	0	0	0	0	0	0	0	0	0	0	0	0	1	0	1	0	1	
	F	0	0	0	0	0	0	0	0	0	0	0	0	0	0	0	1	1	0	2	0	2	
	T	0	0	0	0	0	0	0	0	0	0	0	0	0	0	0	1	2	0	3	0	3	
129 Nutritional marasmus	M	0	0	0	0	0	0	0	0	0	0	0	0	0	0	0	0	0	0	0	0	0	
	F	0	0	0	0	0	0	0	0	0	0	0	0	0	0	0	0	0	0	0	0	0	
	T	0	0	0	0	0	0	0	0	0	0	0	0	0	0	0	0	0	0	0	0	0	
130 Other and unspecified malnutrition	M	0	0	0	0	0	0	0	2	0	0	1	0	0	0	1	0	0	1	5	0	5	
	F	0	0	0	0	0	0	0	0	0	0	0	0	0	1	1	1	1	2	6	0	6	
	T	0	0	0	0	0	0	0	2	0	0	1	0	0	1	2	1	1	3	11	0	11	

M = Male

F = Female

T = Total

(Res) Resident of Alberta

(Non Res) Non-Resident of Alberta

Table 20

(Continued)

		0-4	5-9	10-14	15-19	20-24	25-29	30-34	35-39	40-44	45-49	50-54	55-59	60-64	65-69	70-74	75-79	80-84	85-89	90+	Res Total	Non Res Total	Grand Total	
131 Other nutritional deficiencies	M	0	0	0	0	0	0	0	0	0	0	0	0	0	0	0	0	1	0	0	1	0	1	
	F	0	0	0	0	0	0	0	0	0	0	0	0	0	0	0	0	0	0	0	0	0	0	0
	T	0	0	0	0	0	0	0	0	0	0	0	0	0	0	0	0	1	0	0	1	0	1	1
132 Obesity and other hyperalimentionation	M	0	0	0	0	1	1	0	2	2	0	5	3	4	2	3	4	1	0	0	28	0	28	
	F	0	0	0	0	0	1	0	1	1	2	1	2	4	4	2	2	2	0	0	22	0	22	
	T	0	0	0	0	1	2	0	3	3	2	6	5	8	6	5	6	3	0	0	50	0	50	
133 Cystic fibrosis	M	0	0	0	0	0	0	0	0	0	0	0	0	0	0	0	0	0	0	0	0	0	0	
	F	0	0	0	0	0	0	0	0	0	0	0	0	0	0	0	0	0	0	0	0	0	0	
	T	0	0	0	0	0	0	0	0	0	0	0	0	0	0	0	0	0	0	0	0	0	0	
134 Volume depletion, disorders of fluid, electrolyte and acid-base balance	M	0	0	0	0	0	0	0	0	0	0	1	0	0	0	0	1	3	3	3	11	1	12	
	F	0	0	0	0	0	0	0	0	0	0	1	0	0	2	1	1	5	2	10	22	0	22	
	T	0	0	0	0	0	0	0	0	0	0	1	1	0	2	1	2	8	5	13	33	1	34	
135 Other metabolic disorders	M	2	0	0	0	0	0	1	0	0	0	2	2	0	5	4	7	3	2	3	31	0	31	
	F	2	0	0	0	0	0	0	1	1	0	2	1	3	1	2	4	2	5	5	29	0	29	
	T	4	0	0	0	0	0	1	1	1	0	4	3	3	6	6	11	5	7	8	60	0	60	
136 Organic dementia	M	0	0	0	0	0	0	0	0	0	0	0	3	3	6	17	51	89	96	115	380	3	383	
	F	0	0	0	0	0	0	0	0	0	0	0	2	4	8	12	40	109	178	388	741	3	744	
	T	0	0	0	0	0	0	0	0	0	0	0	5	7	14	29	91	198	274	503	1121	6	1127	
137 Other and unspecified organic mental disorders	M	0	0	0	0	0	0	1	0	0	0	1	0	3	5	4	9	4	4	11	42	0	42	
	F	0	0	0	0	0	0	0	0	0	0	1	1	1	1	0	3	4	3	12	26	0	26	
	T	0	0	0	0	0	0	1	0	0	0	2	1	4	6	4	12	8	7	23	68	0	68	
138 Mental and behavioral disorders due to use of alcohol	M	0	0	0	0	2	1	1	5	7	10	28	20	18	22	3	1	2	2	0	122	0	122	
	F	0	0	0	0	0	0	2	2	3	4	12	5	5	3	1	0	0	1	0	38	1	39	
	T	0	0	0	0	2	1	3	7	10	14	40	25	23	25	4	1	2	3	0	160	1	161	
139 Mental and behavioral disorders due to other psychoactive substance use	M	0	0	0	0	0	0	0	2	3	2	2	3	2	0	0	0	0	0	0	14	1	15	
	F	0	0	0	0	0	2	0	1	3	0	0	0	0	0	0	1	0	0	1	8	1	9	
	T	0	0	0	0	0	2	0	3	6	2	2	3	2	0	0	1	0	0	1	22	2	24	
140 Schizophrenia, schizotypal and delusional disorders	M	0	0	0	0	0	0	0	0	0	0	0	0	0	0	0	0	0	0	1	1	0	1	
	F	0	0	0	0	0	0	0	0	0	0	0	0	0	0	1	0	2	0	1	4	0	4	
	T	0	0	0	0	0	0	0	0	0	0	0	0	0	0	1	0	2	0	2	5	0	5	
141 Mood (affective) disorders	M	0	0	0	0	0	0	1	0	0	0	1	0	0	0	0	1	1	0	1	5	0	5	
	F	0	0	0	0	0	0	0	0	1	1	0	0	0	0	0	0	1	0	1	4	0	4	
	T	0	0	0	0	0	0	1	0	1	1	1	0	0	0	0	1	2	0	2	9	0	9	
142 Neurotic, stress-related and somatoform disorders	M	0	0	0	0	0	0	0	0	0	0	0	0	0	0	0	0	0	0	0	0	0	0	
	F	0	0	0	0	0	0	0	0	0	0	0	0	0	0	0	0	0	0	0	0	0	0	
	T	0	0	0	0	0	0	0	0	0	0	0	0	0	0	0	0	0	0	0	0	0	0	
143 Mental retardation	M	0	0	0	0	0	0	0	0	0	0	0	0	0	0	1	0	0	0	0	1	0	1	
	F	0	0	0	0	0	0	0	0	0	0	0	1	0	0	0	0	0	0	0	1	0	1	
	T	0	0	0	0	0	0	0	0	0	0	0	1	0	0	1	0	0	0	0	2	0	2	

M = Male

F = Female

T = Total

(Res) Resident of Alberta

(Non Res) Non-Resident of Alberta

Table 20

(Continued)

		Age Group																		Res Total	Non Res Total	Grand Total	
		0-4	5-9	10-14	15-19	20-24	25-29	30-34	35-39	40-44	45-49	50-54	55-59	60-64	65-69	70-74	75-79	80-84	85-89				90+
144 Other and unspecified mental and behavioral disorders	M	0	0	0	0	0	0	1	0	0	0	0	0	0	0	0	0	0	0	0	1	0	1
	F	0	0	0	0	0	0	1	0	0	0	1	0	0	0	0	0	0	0	0	2	0	2
	T	0	0	0	0	0	0	2	0	0	0	1	0	0	0	0	0	0	0	0	3	0	3
145 Meningitis	M	1	0	0	0	0	0	1	0	0	1	1	0	0	1	0	1	0	0	6	0	6	
	F	0	0	0	0	0	0	0	0	0	1	0	0	0	0	0	0	0	0	1	0	1	
	T	1	0	0	0	0	0	1	0	0	2	1	0	0	1	0	1	0	0	7	0	7	
146 Other inflammatory diseases of central nervous system	M	0	0	0	0	0	0	0	0	1	1	1	0	0	0	0	0	1	0	4	1	5	
	F	1	0	0	0	0	0	0	0	0	0	0	1	0	0	0	0	0	0	2	0	2	
	T	1	0	0	0	0	0	0	0	1	1	1	1	0	0	0	0	1	0	6	1	7	
147 Parkinson's disease	M	0	0	0	0	0	0	0	0	0	0	1	1	5	6	15	16	22	9	75	1	76	
	F	0	0	0	0	0	0	0	0	0	0	0	2	0	4	16	26	12	12	72	0	72	
	T	0	0	0	0	0	0	0	0	0	0	1	3	5	10	31	42	34	21	147	1	148	
148 Alzheimer's disease	M	0	0	0	0	0	0	0	0	0	0	0	0	3	2	11	32	35	28	111	0	111	
	F	0	0	0	0	0	0	0	0	0	1	1	3	2	6	14	45	66	94	232	2	234	
	T	0	0	0	0	0	0	0	0	0	1	1	3	5	8	25	77	101	122	343	2	345	
149 Multiple sclerosis	M	0	0	0	0	0	1	0	1	2	1	3	4	1	2	1	2	0	0	18	0	18	
	F	0	0	0	0	0	0	0	1	3	3	3	11	4	2	4	7	2	0	40	0	40	
	T	0	0	0	0	0	1	0	2	5	4	6	15	5	4	5	9	2	0	58	0	58	
150 Epilepsy	M	0	0	0	1	1	2	0	0	1	1	3	1	0	0	0	1	1	0	12	1	13	
	F	1	0	0	1	0	2	1	0	1	2	0	0	0	0	0	0	0	1	9	0	9	
	T	1	0	0	2	1	4	1	0	1	3	1	3	1	0	0	1	1	1	21	1	22	
151 Transient cerebral ischemic attacks and related syndromes	M	0	0	0	0	0	0	0	0	0	0	0	0	0	0	0	1	0	0	1	0	1	
	F	0	0	0	0	0	0	0	0	0	0	0	0	0	0	0	1	1	1	3	0	3	
	T	0	0	0	0	0	0	0	0	0	0	0	0	0	0	0	2	1	1	4	0	4	
152 Infantile cerebral palsy	M	0	0	1	2	3	2	0	0	1	0	1	1	1	0	0	0	0	0	12	1	13	
	F	0	1	2	2	1	0	0	0	1	0	0	0	2	0	0	0	0	0	9	0	9	
	T	0	1	3	4	4	2	0	0	2	0	1	1	3	0	0	0	0	0	21	1	22	
153 All other diseases of nervous system	M	6	1	0	0	3	0	1	1	1	2	5	10	16	14	20	14	24	10	9	137	2	139
	F	3	0	0	0	0	1	1	1	0	4	4	9	13	7	18	12	12	3	3	91	1	92
	T	9	1	0	0	3	1	2	2	1	6	9	19	29	21	38	26	36	13	12	228	3	231
154 VII. Diseases of the eye and adnexa	M	0	0	0	0	0	0	0	0	0	0	0	0	0	0	0	0	0	0	0	0	0	
	F	0	0	0	0	0	0	0	0	0	0	0	0	0	0	0	0	0	0	0	0	0	
	T	0	0	0	0	0	0	0	0	0	0	0	0	0	0	0	0	0	0	0	0	0	
155 VIII. Diseases of the ear and mastoid process	M	0	0	0	1	0	0	0	0	0	0	0	0	0	0	0	0	0	0	1	0	1	
	F	0	0	0	0	0	0	0	0	0	0	0	0	0	0	0	0	0	0	1	1	0	
	T	0	0	0	1	0	0	0	0	0	0	0	0	0	0	0	0	0	0	1	2	0	
156 Acute rheumatic fever	M	0	0	0	0	0	0	0	0	0	0	0	0	0	0	0	0	0	0	0	0	0	
	F	0	0	0	0	0	0	0	0	0	0	0	0	0	0	0	0	0	0	0	0	0	
	T	0	0	0	0	0	0	0	0	0	0	0	0	0	0	0	0	0	0	0	0	0	

M = Male

F = Female

T = Total

(Res) Resident of Alberta

(Non Res) Non-Resident of Alberta

Table 20

(Continued)

			0-4	5-9	10-14	15-19	20-24	25-29	30-34	35-39	40-44	45-49	50-54	55-59	60-64	65-69	70-74	75-79	80-84	85-89	90+	Res Total	Non Res Total	Grand Total
157 Rheumatic mitral valve diseases	M		0	0	0	0	0	0	0	0	0	0	0	0	0	0	1	1	1	3	1	7	0	7
	F		0	0	0	0	0	0	1	0	0	0	1	0	1	3	2	0	2	0	0	10	0	10
	T		0	0	0	0	0	0	1	0	0	0	1	0	1	3	3	1	3	3	1	17	0	17
158 Rheumatic aortic valve diseases	M		0	0	0	0	0	0	0	0	0	0	0	0	0	0	0	0	0	0	0	0	0	0
	F		0	0	0	0	0	0	0	0	0	0	0	0	0	0	1	0	0	0	0	0	1	0
	T		0	0	0	0	0	0	0	0	0	0	0	0	0	0	1	0	0	0	0	0	1	0
160 Other chronic rheumatic heart diseases	M		0	0	0	0	0	0	0	0	0	0	0	0	0	1	1	0	1	2	0	5	0	5
	F		0	0	0	0	0	0	1	0	0	0	0	0	3	3	3	5	2	7	2	26	0	26
	T		0	0	0	0	0	0	1	0	0	0	0	0	3	4	4	5	3	9	2	31	0	31
161 Essential (primary) hypertension	M		0	0	0	0	0	0	0	0	0	2	3	5	1	5	2	7	6	6	4	41	1	42
	F		0	0	0	0	0	0	0	0	0	1	0	0	3	1	1	2	5	12	30	55	1	56
	T		0	0	0	0	0	0	0	0	0	3	3	5	4	6	3	9	11	18	34	96	2	98
162 Hypertensive heart disease	M		0	0	0	0	0	0	2	0	2	4	11	11	15	21	17	18	10	13	9	133	2	135
	F		0	0	0	0	0	0	0	1	0	3	4	4	9	5	13	14	12	23	22	110	0	110
	T		0	0	0	0	0	0	2	1	2	7	15	15	24	26	30	32	22	36	31	243	2	245
163 Hypertensive renal disease	M		0	0	0	0	0	0	0	0	0	0	0	0	0	1	2	2	7	3	9	24	0	24
	F		0	0	0	0	0	0	0	0	0	0	0	0	1	0	0	4	6	8	5	24	0	24
	T		0	0	0	0	0	0	0	0	0	0	0	0	1	1	2	6	13	11	14	48	0	48
164 Hypertensive heart and renal disease	M		0	0	0	0	0	0	0	0	0	0	0	1	1	1	0	0	1	0	2	6	0	6
	F		0	0	0	0	0	0	0	0	0	0	0	0	0	0	0	1	1	3	2	7	0	7
	T		0	0	0	0	0	0	0	0	0	0	0	1	1	1	0	1	2	3	4	13	0	13
165 Acute myocardial infarction	M		0	0	0	0	0	1	2	1	9	14	28	38	42	46	58	80	93	77	84	573	28	601
	F		0	0	0	0	0	0	0	1	0	2	7	6	20	23	30	49	88	107	138	471	7	478
	T		0	0	0	0	0	1	2	2	9	16	35	44	62	69	88	129	181	184	222	1044	35	1079
166 Other acute ischemic heart diseases	M		0	0	0	0	0	0	0	0	0	0	0	1	4	3	1	1	0	2	3	15	0	15
	F		0	0	0	0	0	0	0	0	0	0	0	0	1	2	1	1	6	3	7	21	0	21
	T		0	0	0	0	0	0	0	0	0	0	0	1	5	5	2	2	6	5	10	36	0	36
167 Atherosclerotic cardiovascular disease, so described	M		0	0	0	0	0	0	1	4	7	20	27	50	60	76	63	74	70	35	40	527	20	547
	F		0	0	0	0	0	0	0	0	0	1	5	7	21	23	38	41	37	55	63	291	2	293
	T		0	0	0	0	0	0	1	4	7	21	32	57	81	99	101	115	107	90	103	818	22	840
168 All other forms of chronic ischemic heart disease	M		0	0	0	0	0	1	1	1	8	18	40	39	54	80	70	109	160	168	142	891	24	915
	F		0	0	0	0	0	0	0	1	1	3	8	18	14	18	31	34	98	174	293	693	3	696
	T		0	0	0	0	0	1	1	2	9	21	48	57	68	98	101	143	258	342	435	1584	27	1611
169 Pulmonary embolism	M		0	0	0	0	0	0	2	0	0	2	0	1	0	2	3	3	0	3	16	1	17	
	F		0	0	0	0	0	0	1	0	3	0	1	2	0	1	3	3	0	1	4	19	1	20
	T		0	0	0	0	0	0	1	2	3	0	3	2	1	1	5	6	3	1	7	35	2	37
170 Other pulmonary heart disease and diseases of pulmonary circulation	M		0	0	1	0	0	0	0	0	0	0	0	1	1	0	1	4	1	4	0	13	1	14
	F		0	0	0	0	0	0	0	1	0	1	0	0	4	4	3	1	6	2	1	23	1	24
	T		0	0	1	0	0	0	0	1	0	1	0	1	5	4	4	5	7	6	1	36	2	38

M = Male

F = Female

T = Total

(Res) Resident of Alberta

(Non Res) Non-Resident of Alberta

Table 20

(Continued)

		0-4	5-9	10-14	15-19	20-24	25-29	30-34	35-39	40-44	45-49	50-54	55-59	60-64	65-69	70-74	75-79	80-84	85-89	90+	Res Total	Non Res Total	Grand Total
171 Acute and subacute endocarditis	M	0	0	1	0	0	0	0	0	0	0	2	0	1	0	0	2	1	0	0	7	1	8
	F	0	0	0	0	0	0	0	0	0	1	1	0	0	0	0	0	0	1	0	3	0	3
	T	0	0	1	0	0	0	0	0	0	1	3	0	1	0	0	2	1	1	0	10	1	11
172 Diseases of pericardium and acute myocarditis	M	0	0	0	0	0	0	0	0	0	0	1	1	0	1	0	0	0	0	0	3	0	3
	F	0	0	0	0	0	2	0	0	0	1	0	0	0	0	0	0	0	1	0	4	0	4
	T	0	0	0	0	0	2	0	0	0	1	1	1	0	1	0	0	0	1	0	7	0	7
173 Nonrheumatic mitral valve disorders	M	0	0	0	0	0	0	0	0	0	0	0	0	0	0	1	0	1	0	1	3	0	3
	F	0	0	0	0	0	0	0	1	0	0	0	0	0	2	0	2	2	5	3	15	0	15
	T	0	0	0	0	0	0	0	1	0	0	0	0	0	2	1	2	3	5	4	18	0	18
174 Nonrheumatic aortic valve disorders	M	0	0	0	0	0	0	0	0	0	0	2	2	1	6	5	11	13	13	7	60	1	61
	F	1	0	0	0	0	0	0	0	0	0	0	1	0	3	0	5	12	11	4	37	0	37
	T	1	0	0	0	0	0	0	0	0	0	2	3	1	9	5	16	25	24	11	97	1	98
175 All other diseases of endocardium	M	0	0	0	0	0	0	1	0	0	0	0	0	2	2	4	2	1	5	2	19	0	19
	F	0	0	0	0	0	0	0	0	0	0	0	1	0	0	1	5	2	0	5	14	1	15
	T	0	0	0	0	0	0	1	0	0	0	0	1	2	2	5	7	3	5	7	33	1	34
176 Cardiomyopathy	M	2	0	1	0	0	0	2	0	2	2	4	4	9	7	9	5	5	4	4	60	3	63
	F	1	0	0	0	1	0	0	0	0	0	2	2	5	4	3	2	1	6	6	33	1	34
	T	3	0	1	0	1	0	2	0	2	2	6	6	14	11	12	7	6	10	10	93	4	97
177 Conduction disorders and cardiac dysrhythmias	M	0	0	0	1	0	0	0	0	2	2	3	3	5	7	4	10	25	20	25	107	1	108
	F	0	0	0	1	0	0	0	0	2	0	1	2	3	2	5	12	21	53	68	170	2	172
	T	0	0	0	2	0	0	0	0	4	2	4	5	8	9	9	22	46	73	93	277	3	280
178 Congestive heart failure	M	0	0	0	0	0	0	0	0	0	0	0	2	4	2	6	16	33	36	35	134	1	135
	F	0	0	0	0	0	0	0	0	0	0	0	1	0	2	7	14	28	41	86	179	3	182
	T	0	0	0	0	0	0	0	0	0	0	0	3	4	4	13	30	61	77	121	313	4	317
179 Other and unspecified heart failure	M	0	0	0	0	0	0	0	0	0	1	0	0	0	0	2	2	2	8	6	21	0	21
	F	0	0	0	0	0	0	0	0	0	0	0	0	0	1	0	4	9	13	22	49	0	49
	T	0	0	0	0	0	0	0	0	0	1	0	0	0	1	2	6	11	21	28	70	0	70
180 Myocarditis, unspecified and myocardial degeneration	M	0	0	0	1	1	0	0	0	0	0	0	0	0	0	0	0	0	0	0	2	2	4
	F	0	0	0	0	0	0	0	0	0	0	0	0	0	0	0	0	0	1	7	8	0	8
	T	0	0	0	1	1	0	0	0	0	0	0	0	0	0	0	0	0	1	7	10	2	12
181 All other and ill-defined forms of heart disease	M	0	0	0	0	1	0	1	0	1	2	3	5	1	1	2	7	12	9	7	52	1	53
	F	0	0	0	0	0	0	0	0	1	1	0	2	1	2	1	8	12	18	36	82	0	82
	T	0	0	0	0	1	0	1	0	2	3	3	7	2	3	3	15	24	27	43	134	1	135
182 Subarachnoid hemorrhage	M	0	0	0	0	0	0	0	0	2	1	0	5	5	4	1	4	3	2	1	28	2	30
	F	0	0	0	0	0	0	0	0	0	2	5	8	4	3	2	2	0	3	1	30	1	31
	T	0	0	0	0	0	0	0	0	2	3	5	13	9	7	3	6	3	5	2	58	3	61
183 Intracerebral and other intracranial hemorrhage	M	0	0	0	0	0	0	0	1	2	6	3	5	7	4	9	16	12	19	15	99	5	104
	F	0	0	0	0	0	0	0	0	2	2	2	4	3	3	8	11	21	26	23	105	4	109
	T	0	0	0	0	0	0	0	1	4	8	5	9	10	7	17	27	33	45	38	204	9	213

M = Male

F = Female

T = Total

(Res) Resident of Alberta

(Non Res) Non-Resident of Alberta

Table 20

(Continued)

		Age Group																		Total	Res	Non Res	Grand Total
		0-4	5-9	10-14	15-19	20-24	25-29	30-34	35-39	40-44	45-49	50-54	55-59	60-64	65-69	70-74	75-79	80-84	85-89				
184 Cerebral infarction	M	0	0	0	0	0	0	0	0	0	0	0	1	2	2	2	2	2	3	4	18	1	19
	F	0	0	0	0	0	0	0	0	2	1	0	2	3	2	3	6	1	9	11	40	2	42
	T	0	0	0	0	0	0	0	0	2	1	0	3	5	4	5	8	3	12	15	58	3	61
185 Stroke, not specified as hemorrhage or infarction	M	0	0	0	0	0	0	2	0	0	0	7	12	11	28	41	65	60	39	265	4	269	
	F	0	0	0	0	0	1	0	0	1	0	4	5	6	7	19	39	65	96	150	393	4	397
	T	0	0	0	0	0	1	2	0	1	0	4	12	18	18	47	80	130	156	189	658	8	666
186 Other cerebrovascular diseases and their sequelae	M	0	0	0	0	0	1	1	0	1	1	2	1	0	3	4	8	11	16	12	61	0	61
	F	0	0	0	0	0	0	0	1	0	0	2	0	1	3	0	6	11	22	34	80	2	82
	T	0	0	0	0	0	1	1	1	1	1	4	1	1	6	4	14	22	38	46	141	2	143
187 Atherosclerosis	M	0	0	0	0	0	0	0	0	0	0	0	0	1	1	5	8	12	9	15	51	4	55
	F	0	0	0	0	0	0	0	0	0	0	0	0	0	2	4	4	19	19	45	93	3	96
	T	0	0	0	0	0	0	0	0	0	0	0	0	0	1	3	9	12	31	28	144	7	151
188 Aortic aneurysm and dissection	M	0	0	0	0	0	0	1	0	0	2	2	1	2	5	10	6	13	8	4	54	3	57
	F	0	0	0	0	0	1	1	0	0	1	0	1	0	1	3	3	3	7	11	32	1	33
	T	0	0	0	0	0	1	2	0	0	3	2	2	2	6	13	9	16	15	15	86	4	90
189 Other diseases of arteries, arterioles and capillaries	M	0	0	0	0	0	0	0	1	0	1	1	1	2	4	1	5	13	4	10	43	1	44
	F	0	0	0	0	0	0	0	0	0	1	0	2	1	3	3	6	5	7	15	43	1	44
	T	0	0	0	0	0	0	0	1	0	2	1	3	3	7	4	11	18	11	25	86	2	88
190 Phlebitis, thrombophlebitis, venous embolism and thrombosis	M	0	0	0	0	0	0	1	0	0	0	2	1	1	2	0	0	2	3	0	12	0	12
	F	0	0	0	0	0	0	1	0	0	1	4	1	0	2	0	1	1	0	0	11	0	11
	T	0	0	0	0	0	0	2	0	0	1	6	2	1	4	0	1	3	3	0	23	0	23
192 Acute pharyngitis and tonsillitis	M	0	0	0	0	0	0	0	0	0	0	0	0	0	0	0	0	0	0	0	0	0	0
	F	0	0	0	0	0	0	0	0	0	0	0	0	0	0	0	0	0	0	0	0	0	0
	T	0	0	0	0	0	0	0	0	0	0	0	0	0	0	0	0	0	0	0	0	0	0
193 Acute laryngitis and tracheitis	M	0	0	0	0	0	0	0	0	0	0	0	0	0	0	0	0	0	0	0	0	0	0
	F	0	0	0	0	0	0	0	0	0	0	1	0	0	0	0	0	0	0	0	1	0	1
	T	0	0	0	0	0	0	0	0	0	0	1	0	0	0	0	0	0	0	0	1	0	1
194 Other and unspecified acute upper respiratory infections	M	0	0	0	0	0	0	0	0	0	1	0	1	0	0	0	1	0	0	3	0	3	
	F	0	0	0	0	0	0	0	0	0	0	1	0	0	0	1	0	1	0	0	3	0	3
	T	0	0	0	0	0	0	0	0	0	1	1	1	0	0	1	0	2	0	0	6	0	6
195 Influenza	M	2	0	0	0	0	0	0	0	0	0	0	0	0	0	2	0	4	4	1	13	0	13
	F	0	0	0	0	0	0	0	0	0	0	0	0	0	0	0	1	0	1	6	8	0	8
	T	2	0	0	0	0	0	0	0	0	0	0	0	0	0	2	1	4	5	7	21	0	21
196 Viral pneumonia, not elsewhere classified	M	0	0	0	0	0	0	0	0	0	0	0	0	0	1	0	0	0	0	0	1	0	1
	F	0	0	0	0	0	0	0	0	0	0	0	0	0	0	0	0	0	0	0	0	0	0
	T	0	0	0	0	0	0	0	0	0	0	0	0	0	1	0	0	0	0	0	1	0	1
197 Bacterial pneumonia	M	0	0	0	0	0	0	0	1	0	0	4	1	1	0	2	0	1	1	0	11	1	12
	F	0	0	0	0	0	0	0	0	1	1	2	1	1	0	0	0	0	0	1	7	1	8
	T	0	0	0	0	0	0	0	1	1	1	6	2	2	0	2	0	1	1	1	18	2	20

M = Male

F = Female

T = Total

(Res) Resident of Alberta

(Non Res) Non-Resident of Alberta

Table 20

(Continued)

		0-4	5-9	10-14	15-19	20-24	25-29	30-34	35-39	40-44	45-49	50-54	55-59	60-64	65-69	0-74	5-79	0-84	5-89	90+	Res Total	Non Res Total	Grand Total
198 Pneumonia due to other or unspecified organisms	M	0	1	0	0	1	2	2	1	2	3	6	12	6	8	11	21	35	34	50	195	1	196
	F	0	0	0	0	0	1	1	1	2	2	3	5	8	10	12	14	23	41	93	216	3	219
	T	0	1	0	0	1	3	3	2	4	5	9	17	14	18	23	35	58	75	143	411	4	415
199 Acute bronchitis and bronchiolitis	M	0	0	0	0	0	0	0	0	0	0	0	1	1	1	1	0	0	1	0	5	0	5
	F	0	0	0	0	0	0	0	0	0	0	0	0	0	0	1	0	0	0	1	2	0	2
	T	0	0	0	0	0	0	0	0	0	0	0	1	1	1	2	0	0	1	1	7	0	7
200 Unspecified acute lower respiratory infection	M	0	0	0	0	0	0	0	0	0	0	0	0	0	0	0	0	1	0	0	1	0	1
	F	0	0	0	0	0	0	0	0	0	0	0	0	0	0	0	0	0	1	0	1	0	1
	T	0	0	0	0	0	0	0	0	0	0	0	0	0	0	0	0	1	1	0	2	0	2
201 Other diseases of upper respiratory tract	M	0	0	0	0	0	0	0	0	0	0	0	0	0	0	1	1	0	0	0	2	0	2
	F	0	0	0	0	0	0	0	0	0	0	0	0	0	1	0	0	1	0	0	2	0	2
	T	0	0	0	0	0	0	0	0	0	0	0	0	0	1	1	1	1	0	0	4	0	4
202 Bronchitis, not specified as acute or chronic	M	0	0	0	0	0	0	0	0	0	0	0	0	0	0	0	0	0	1	0	1	0	1
	F	1	0	0	0	0	0	0	0	0	0	0	0	0	0	1	0	0	1	0	3	0	3
	T	1	0	0	0	0	0	0	0	0	0	0	0	0	0	1	0	0	2	0	4	0	4
203 Chronic bronchitis	M	0	0	0	0	0	0	0	0	0	0	0	0	0	0	0	0	1	2	1	4	0	4
	F	0	0	0	0	0	0	0	0	0	0	0	0	0	0	0	0	0	0	1	1	0	1
	T	0	0	0	0	0	0	0	0	0	0	0	0	0	0	0	0	1	2	2	5	0	5
204 Emphysema	M	0	0	0	0	0	0	0	0	0	0	1	1	1	5	2	6	5	5	3	29	0	29
	F	0	0	0	0	0	0	0	0	0	0	0	0	1	1	4	4	4	2	1	17	0	17
	T	0	0	0	0	0	0	0	0	0	0	1	1	2	6	6	10	9	7	4	46	0	46
205 Other chronic obstructive pulmonary disease	M	0	0	0	0	0	1	0	0	1	1	13	18	27	38	50	68	97	92	61	467	8	475
	F	0	0	0	0	0	0	0	0	4	3	5	9	24	35	66	73	87	94	71	471	4	475
	T	0	0	0	0	0	1	0	0	5	4	18	27	51	73	116	141	184	186	132	938	12	950
206 Asthma	M	0	0	0	0	0	1	1	0	0	0	1	1	0	0	0	1	0	2	1	8	0	8
	F	0	0	1	0	0	1	0	0	0	1	0	1	0	0	0	0	0	0	3	7	0	7
	T	0	0	1	0	0	2	1	0	0	1	1	2	0	0	0	1	0	2	4	15	0	15
207 Bronchiectasis	M	0	0	0	0	0	0	0	0	0	0	0	0	0	0	0	1	0	2	0	3	0	3
	F	0	0	0	0	0	0	0	0	0	0	0	0	1	0	1	3	3	0	0	8	0	8
	T	0	0	0	0	0	0	0	0	0	0	0	0	1	0	1	4	3	2	0	11	0	11
208 Pneumoconioses and chemical effects	M	0	0	0	0	0	0	0	1	1	0	0	0	0	0	0	3	3	4	1	13	0	13
	F	0	0	0	0	0	0	0	1	0	0	2	0	0	0	0	0	0	0	0	3	0	3
	T	0	0	0	0	0	0	0	2	1	0	2	0	0	0	0	3	3	4	1	16	0	16
209 Pneumonitis due to food and vomit	M	0	0	0	0	0	0	0	0	0	3	1	2	9	9	14	24	24	46	43	175	1	176
	F	0	0	0	0	0	0	0	0	0	1	3	1	4	3	3	22	25	36	47	145	1	146
	T	0	0	0	0	0	0	0	0	0	4	4	3	13	12	17	46	49	82	90	320	2	322
210 Other pneumonitis due to solids and liquids	M	0	0	0	0	0	0	0	0	0	0	0	0	0	0	0	0	0	0	0	0	0	0
	F	0	0	0	0	0	0	0	0	0	0	0	0	0	0	0	0	0	0	0	0	0	0
	T	0	0	0	0	0	0	0	0	0	0	0	0	0	0	0	0	0	0	0	0	0	0

M = Male

F = Female

T = Total

(Res) Resident of Alberta

(Non Res) Non-Resident of Alberta

Table 20

(Continued)

		0-4	5-9	10-14	15-19	20-24	25-29	30-34	35-39	40-44	45-49	50-54	55-59	60-64	65-69	70-74	75-79	80-84	85-89	90+	Res Total	Non Res Total	Grand Total
211	Other lung diseases due to external agents	M	0	0	0	0	0	0	0	0	0	1	0	0	2	0	0	0	1	0	4	1	5
		F	0	0	0	0	0	0	0	0	0	0	0	0	1	1	1	1	0	2	6	0	6
		T	0	0	0	0	0	0	0	0	0	1	0	0	3	1	1	1	1	2	10	1	11
212	Suppurative and necrotic conditions of lower respiratory tract	M	0	0	0	0	0	0	0	0	0	0	1	0	1	0	0	0	1	1	4	0	4
		F	0	0	0	0	0	0	0	1	0	0	0	0	0	0	1	0	1	2	5	1	6
		T	0	0	0	0	0	0	0	1	0	0	1	0	1	0	1	0	2	3	9	1	10
213	Pleural effusion and plaque	M	0	0	0	0	0	0	0	0	0	0	0	1	0	0	2	1	1	0	5	0	5
		F	0	0	0	0	0	0	0	0	0	0	0	0	0	0	0	2	1	3	6	0	6
		T	0	0	0	0	0	0	0	0	0	0	0	1	0	0	2	3	2	3	11	0	11
214	All other diseases of respiratory system	M	1	0	0	0	0	0	0	1	4	1	5	7	12	17	32	22	15	5	122	5	127
		F	0	0	0	1	0	0	0	0	2	0	0	5	5	15	9	16	20	14	87	1	88
		T	1	0	0	1	0	0	0	1	6	1	5	12	17	32	41	38	35	19	209	6	215
215	Diseases of oral cavity, salivary glands and jaws	M	0	0	0	0	0	0	0	0	0	0	0	0	0	0	0	1	2	0	3	0	3
		F	0	0	0	0	1	0	0	0	0	0	0	0	0	0	0	0	0	1	2	0	2
		T	0	0	0	0	1	0	0	0	0	0	0	0	0	0	0	1	2	1	5	0	5
216	Diseases of esophagus	M	0	0	0	0	0	0	0	0	1	0	1	1	0	1	2	1	4	6	17	0	17
		F	0	0	0	0	0	0	0	0	0	0	1	0	1	1	0	5	1	5	14	0	14
		T	0	0	0	0	0	0	0	0	1	0	2	1	1	2	2	6	5	11	31	0	31
217	Gastric ulcer	M	0	0	0	0	0	0	0	0	1	1	0	0	0	0	0	0	0	1	3	0	3
		F	0	0	0	0	0	0	0	0	1	1	1	0	1	0	0	1	2	1	8	0	8
		T	0	0	0	0	0	0	0	0	2	2	1	0	1	0	0	1	2	2	11	0	11
218	Duodenal ulcer	M	0	0	0	0	0	0	0	0	0	1	1	2	1	2	0	4	1	0	12	0	12
		F	0	0	0	0	1	1	0	0	0	0	1	0	0	1	1	3	1	1	10	1	11
		T	0	0	0	0	1	1	0	0	0	1	2	2	1	3	1	7	2	1	22	1	23
219	Peptic ulcer, site unspecified	M	0	0	0	0	0	0	0	0	0	0	0	0	0	2	0	1	1	0	4	0	4
		F	0	0	0	0	0	0	0	0	0	0	0	0	2	0	0	2	2	0	6	0	6
		T	0	0	0	0	0	0	0	0	0	0	0	0	2	2	0	3	3	0	10	0	10
220	Gastrojejunal ulcer	M	0	0	0	0	0	0	0	0	0	0	0	0	0	0	0	0	0	0	0	0	0
		F	0	0	0	0	0	0	0	0	0	0	0	0	0	0	0	0	0	0	0	0	0
		T	0	0	0	0	0	0	0	0	0	0	0	0	0	0	0	0	0	0	0	0	0
221	Gastritis and duodenitis	M	0	0	0	0	0	0	0	0	0	0	0	0	0	0	0	0	0	0	0	0	0
		F	0	0	0	0	0	0	0	0	0	0	0	0	0	0	0	0	0	0	0	0	0
		T	0	0	0	0	0	0	0	0	0	0	0	0	0	0	0	0	0	0	0	0	0
222	Dyspepsia and other diseases of stomach and duodenum	M	0	0	0	0	0	0	0	0	0	0	0	0	0	1	1	0	0	0	2	1	3
		F	0	0	0	0	0	0	0	0	0	0	0	0	0	0	1	1	0	0	2	0	2
		T	0	0	0	0	0	0	0	0	0	0	0	0	0	1	2	1	0	0	4	1	5
223	Diseases of appendix	M	0	0	0	0	0	0	0	0	0	0	0	0	1	0	0	0	0	1	2	0	2
		F	0	0	0	0	0	0	0	0	0	0	0	0	1	1	1	1	0	0	4	0	4
		T	0	0	0	0	0	0	0	0	0	0	0	0	2	1	1	1	0	1	6	0	6

M = Male

F = Female

T = Total

(Res) Resident of Alberta

(Non Res) Non-Resident of Alberta

Table 20

(Continued)

		0-4	5-9	10-14	15-19	20-24	25-29	30-34	35-39	40-44	45-49	50-54	55-59	60-64	65-69	70-74	75-79	80-84	85-89	90+	Res Total	Non Res Total	Grand Total
224 Hernia	M	0	0	0	0	0	0	0	0	1	2	0	0	1	0	1	0	3	1	6	15	0	15
	F	1	0	0	0	0	0	0	0	0	0	0	0	2	0	1	1	1	1	1	8	0	8
	T	1	0	0	0	0	0	0	0	1	2	0	0	3	0	2	1	4	2	7	23	0	23
225 Crohn's disease and ulcerative colitis	M	0	0	0	0	0	0	0	0	0	1	1	1	0	1	0	1	1	0	0	6	0	6
	F	0	0	0	0	0	0	0	0	0	0	0	1	0	1	0	0	0	1	1	4	0	4
	T	0	0	0	0	0	0	0	0	0	1	1	2	0	2	0	1	1	1	1	10	0	10
226 Vascular disorders and obstruction of intestine without hernia	M	0	0	0	0	0	0	0	1	0	0	2	3	3	5	11	7	12	11	12	67	2	69
	F	1	0	0	0	0	0	0	0	0	1	3	2	4	11	8	13	20	20	33	116	2	118
	T	1	0	0	0	0	0	0	1	0	1	5	5	7	16	19	20	32	31	45	183	4	187
227 Diverticular disease of intestine	M	0	0	0	0	0	0	0	0	0	0	0	0	0	1	1	0	1	1	6	10	0	10
	F	0	0	0	0	0	0	0	0	0	0	0	0	0	1	0	2	6	7	4	20	0	20
	T	0	0	0	0	0	0	0	0	0	0	0	0	0	2	1	2	7	8	10	30	0	30
228 Other diseases of intestines and peritoneum	M	0	0	0	0	1	0	0	0	1	0	1	0	3	2	2	1	3	1	1	16	1	17
	F	0	0	0	0	1	0	0	0	0	0	0	3	0	3	5	1	5	2	4	24	0	24
	T	0	0	0	0	2	0	0	0	1	0	1	3	3	5	7	2	8	3	5	40	1	41
229 Diseases of peritoneum	M	0	0	0	0	0	0	0	0	0	0	0	0	1	0	1	0	1	1	1	5	0	5
	F	0	0	0	0	0	0	0	0	1	0	0	0	0	1	1	2	0	0	0	5	0	5
	T	0	0	0	0	0	0	0	0	1	0	0	0	1	1	2	2	1	1	1	10	0	10
230 Alcoholic liver disease	M	0	0	0	0	0	0	2	3	9	11	12	20	18	9	12	5	3	0	0	104	2	106
	F	0	0	0	0	0	1	0	0	5	12	7	8	9	3	0	0	0	0	0	45	1	46
	T	0	0	0	0	0	1	2	3	14	23	19	28	27	12	12	5	3	0	0	149	3	152
231 Chronic hepatitis, not elsewhere classified	M	0	0	0	0	0	0	0	0	0	0	0	0	0	0	0	0	0	0	0	0	0	0
	F	0	0	0	0	0	0	0	0	0	0	0	0	0	0	0	0	0	0	0	0	0	0
	T	0	0	0	0	0	0	0	0	0	0	0	0	0	0	0	0	0	0	0	0	0	0
232 Fibrosis and cirrhosis of liver	M	0	0	0	0	0	1	0	0	1	4	5	15	4	9	3	12	4	1	1	60	0	60
	F	0	0	0	0	0	0	0	1	2	3	4	7	7	4	2	6	9	3	1	49	0	49
	T	0	0	0	0	0	1	0	1	3	7	9	22	11	13	5	18	13	4	2	109	0	109
233 Other diseases of liver	M	1	0	0	0	0	0	0	1	1	2	1	4	7	4	2	5	2	4	1	35	2	37
	F	0	0	0	0	0	0	0	2	2	0	4	1	2	3	3	3	1	2	1	24	2	26
	T	1	0	0	0	0	0	0	3	3	2	5	5	9	7	5	8	3	6	2	59	4	63
234 Cholelithiasis and other disorders of gallbladder	M	0	0	0	0	0	0	0	0	0	0	0	0	0	1	1	3	2	4	3	14	1	15
	F	0	0	0	0	0	0	0	0	0	0	0	0	0	0	1	0	0	2	3	6	0	6
	T	0	0	0	0	0	0	0	0	0	0	0	0	0	1	2	3	2	6	6	20	1	21
235 Pancreatitis	M	0	0	0	0	0	0	1	0	0	3	1	0	2	2	2	1	3	1	0	16	1	17
	F	0	0	0	0	0	0	0	0	0	2	1	0	1	1	2	1	1	0	2	11	0	11
	T	0	0	0	0	0	0	1	0	0	5	2	0	3	3	4	2	4	1	2	27	1	28
236 Other disorders of biliary tract and pancreas	M	0	0	0	0	0	0	0	0	0	0	0	0	2	2	1	1	1	5	0	12	0	12
	F	0	0	0	0	0	0	0	0	0	1	0	0	0	1	0	0	2	4	2	10	0	10
	T	0	0	0	0	0	0	0	0	0	1	0	0	2	3	1	1	3	9	2	22	0	22

M = Male

F = Female

T = Total

(Res) Resident of Alberta

(Non Res) Non-Resident of Alberta

Table 20

(Continued)

		0-4	5-9	10-14	15-19	20-24	25-29	30-34	35-39	40-44	45-49	50-54	55-59	60-64	65-69	70-74	75-79	80-84	85-89	90+	Res Total	Non Res Total	Grand Total
237	All other diseases of digestive system	M	0	0	0	0	0	0	0	0	0	1	1	3	0	1	6	11	6	10	39	0	39
		F	0	0	0	0	0	0	0	0	0	2	1	1	1	3	5	9	10	18	50	1	51
		T	0	0	0	0	0	0	0	0	0	3	2	4	1	4	11	20	16	28	89	1	90
238	Infections of skin and subcutaneous tissue	M	0	0	0	0	0	0	0	0	0	1	2	1	0	1	1	0	0	1	7	0	7
		F	0	0	0	0	0	0	0	0	2	0	0	0	1	1	1	1	5	6	17	0	17
		T	0	0	0	0	0	0	0	0	2	1	2	1	1	2	2	1	5	7	24	0	24
239	Other and unspecified diseases of skin and subcutaneous tissue	M	0	0	0	0	0	0	0	0	0	0	1	1	0	0	2	0	2	2	8	0	8
		F	0	0	0	0	0	0	0	0	0	0	1	1	0	0	0	1	1	2	6	0	6
		T	0	0	0	0	0	0	0	0	0	0	2	2	0	0	2	1	3	4	14	0	14
240	Rheumatoid arthritis and related inflammatory polyarthropathies	M	0	0	0	0	0	0	0	0	0	1	0	0	2	2	0	0	0	0	5	1	6
		F	0	0	0	0	0	0	0	0	1	1	0	1	2	4	0	2	3	1	15	0	15
		T	0	0	0	0	0	0	0	0	1	2	0	1	4	6	0	2	3	1	20	1	21
241	Systemic lupus erythematosus	M	0	0	0	0	0	0	0	0	0	0	0	0	0	0	0	0	0	0	0	0	0
		F	0	0	0	1	0	1	0	1	0	0	0	0	1	2	1	0	0	0	7	0	7
		T	0	0	0	1	0	1	0	1	0	0	0	0	1	2	1	0	0	0	7	0	7
242	Other arthropathies and related disorders	M	0	0	0	1	0	0	0	0	0	0	0	1	0	2	4	2	1	1	12	1	13
		F	0	0	0	0	0	0	0	0	1	0	3	1	3	0	2	2	4	4	20	1	21
		T	0	0	0	1	0	0	0	0	1	0	3	2	3	2	6	4	5	5	32	2	34
243	Dorsopathies	M	0	0	0	0	0	0	0	0	0	0	0	0	0	0	1	0	1	0	2	0	2
		F	0	0	0	0	0	0	0	0	0	0	1	0	0	0	1	0	0	1	3	0	3
		T	0	0	0	0	0	0	0	0	0	0	1	0	0	0	2	0	1	1	5	0	5
244	Soft tissue disorders	M	0	0	0	0	0	0	0	1	1	0	1	1	1	0	1	0	0	1	7	0	7
		F	0	0	0	0	0	0	0	0	0	0	0	1	0	1	2	0	2	0	6	0	6
		T	0	0	0	0	0	0	0	1	1	0	1	2	1	1	3	0	2	1	13	0	13
245	Osteoporosis	M	0	0	0	0	0	0	0	0	0	0	0	0	0	0	0	1	0	1	2	0	2
		F	0	0	0	0	0	0	0	0	0	0	0	0	1	0	0	1	4	12	18	0	18
		T	0	0	0	0	0	0	0	0	0	0	0	0	1	0	0	2	4	13	20	0	20
246	Other osteopathies, chondropathies and disorders of musculoskeletal system and connective tissue	M	0	0	0	0	0	0	0	0	0	0	0	2	0	0	0	0	1	0	3	1	4
		F	0	0	0	0	0	0	0	0	0	0	1	0	0	0	0	1	0	3	5	0	5
		T	0	0	0	0	0	0	0	0	0	0	1	2	0	0	0	1	1	3	8	1	9
247	Acute and rapidly progressive nephritic syndrome	M	0	0	0	0	0	0	0	0	0	0	0	0	0	0	0	0	0	0	0	0	0
		F	0	0	0	0	0	0	0	0	0	0	0	0	0	0	0	0	0	0	0	0	0
		T	0	0	0	0	0	0	0	0	0	0	0	0	0	0	0	0	0	0	0	0	0
248	Nephrotic syndrome	M	0	0	0	0	0	0	0	0	0	0	0	0	0	0	0	0	0	0	0	0	0
		F	0	0	0	0	0	0	0	0	0	0	0	0	0	0	0	0	0	0	0	0	0
		T	0	0	0	0	0	0	0	0	0	0	0	0	0	0	0	0	0	0	0	0	0
249	Other and unspecified glomerular diseases	M	0	0	0	0	0	0	0	1	0	0	0	0	0	0	0	0	0	2	3	0	3
		F	0	0	0	0	0	0	0	0	0	1	0	0	0	0	0	0	0	0	1	1	2
		T	0	0	0	0	0	0	0	1	0	1	0	0	0	0	0	0	0	2	4	1	5

M = Male

F = Female

T = Total

(Res) Resident of Alberta

(Non Res) Non-Resident of Alberta

Table 20

(Continued)

		Age Group																		Res	Non	Grand	
		0-4	5-9	10-14	15-19	20-24	25-29	30-34	35-39	40-44	45-49	50-54	55-59	60-64	65-69	70-74	75-79	80-84	85-89	90+	Total	Total	Total
250 Renal tubulo-interstitial diseases	M	0	0	0	0	0	0	0	0	0	1	0	0	0	0	0	3	1	0	5	0	5	
	F	0	0	0	0	0	0	0	0	0	0	1	0	0	0	0	1	1	0	3	0	3	
	T	0	0	0	0	0	0	0	0	0	1	1	0	0	0	0	4	2	0	8	0	8	
251 Renal failure	M	0	0	0	0	0	0	1	1	1	1	4	7	8	11	19	27	25	105	0	105		
	F	0	0	0	0	0	1	0	1	1	3	2	5	2	3	15	13	34	43	123	1	124	
	T	0	0	0	0	0	1	0	1	2	2	3	3	9	9	11	26	32	61	68	228	1	229
252 Urolithiasis	M	0	0	0	0	0	0	0	0	0	1	0	0	0	0	0	1	0	2	0	2		
	F	0	0	0	0	0	0	0	0	0	0	0	0	0	0	0	1	0	0	1	1		
	T	0	0	0	0	0	0	0	0	0	0	1	0	0	0	0	1	1	0	3	0	3	
253 Other and unspecified disorders of kidney	M	0	0	0	0	0	0	0	0	0	0	0	0	0	0	0	0	0	0	0	0		
	F	0	0	0	0	0	0	0	0	0	0	0	0	0	0	0	0	0	0	0	0		
	T	0	0	0	0	0	0	0	0	0	0	0	0	0	0	0	0	0	0	0	0		
254 Urinary tract infection, site not specified	M	0	0	0	0	0	0	0	0	0	1	0	6	0	5	3	6	6	6	33	0	33	
	F	0	0	0	0	0	0	0	0	0	1	2	1	2	5	2	10	14	26	63	0	63	
	T	0	0	0	0	0	0	0	0	0	2	2	7	2	10	5	16	20	32	96	0	96	
255 Other diseases of urinary system	M	0	0	0	0	0	0	0	0	0	1	0	0	1	2	1	2	1	0	8	0	8	
	F	0	0	0	0	0	0	1	0	0	0	0	0	0	0	0	2	1	0	4	0	4	
	T	0	0	0	0	0	0	1	0	0	1	0	0	1	2	1	4	2	0	12	0	12	
256 Hyperplasia of prostate	M	0	0	0	0	0	0	0	0	0	0	0	0	2	1	1	0	2	3	9	0	9	
	F	0	0	0	0	0	0	0	0	0	0	0	0	0	0	0	0	0	0	0	0	0	
	T	0	0	0	0	0	0	0	0	0	0	0	0	2	1	1	0	2	3	9	0	9	
257 Other diseases of male genital organs	M	0	0	0	0	0	0	0	0	0	0	0	0	0	0	1	0	2	0	3	0	3	
	F	0	0	0	0	0	0	0	0	0	0	0	0	0	0	0	0	0	0	0	0	0	
	T	0	0	0	0	0	0	0	0	0	0	0	0	0	0	1	0	2	0	3	0	3	
258 Disorders of breast	M	0	0	0	0	0	0	0	0	0	0	0	0	0	0	0	0	0	0	0	0	0	
	F	0	0	0	0	0	0	0	0	0	0	0	0	0	0	0	0	0	0	0	0	0	
	T	0	0	0	0	0	0	0	0	0	0	0	0	0	0	0	0	0	0	0	0	0	
259 Inflammatory diseases of female pelvic organs	M	0	0	0	0	0	0	0	0	0	0	0	0	0	0	0	0	0	0	0	0	0	
	F	0	0	0	0	0	0	0	1	0	0	0	0	0	0	0	0	1	1	3	0	3	
	T	0	0	0	0	0	0	0	1	0	0	0	0	0	0	0	0	1	1	3	0	3	
260 Noninflammatory disorders of female genital tract	M	0	0	0	0	0	0	0	0	0	0	0	0	0	0	0	0	0	0	0	0	0	
	F	0	0	0	0	0	0	0	0	0	0	0	0	0	0	0	1	1	0	2	0	2	
	T	0	0	0	0	0	0	0	0	0	0	0	0	0	0	0	1	1	0	2	0	2	
261 Ectopic pregnancy	M	0	0	0	0	0	0	0	0	0	0	0	0	0	0	0	0	0	0	0	0	0	
	F	0	0	0	0	0	0	0	0	0	0	0	0	0	0	0	0	0	0	0	0	0	
	T	0	0	0	0	0	0	0	0	0	0	0	0	0	0	0	0	0	0	0	0	0	
262 Spontaneous abortion	M	0	0	0	0	0	0	0	0	0	0	0	0	0	0	0	0	0	0	0	0	0	
	F	0	0	0	0	0	0	0	0	0	0	0	0	0	0	0	0	0	0	0	0	0	
	T	0	0	0	0	0	0	0	0	0	0	0	0	0	0	0	0	0	0	0	0	0	

M = Male

F = Female

T = Total

(Res) Resident of Alberta

(Non Res) Non-Resident of Alberta

Table 20

(Continued)

		Age Group																		Res	Non	Grand			
		0-4	5-9	10-14	15-19	20-24	25-29	30-34	35-39	40-44	45-49	50-54	55-59	60-64	65-69	70-74	75-79	80-84	85-89	90+	Total	Total	Total		
263	Medical abortion	M	0	0	0	0	0	0	0	0	0	0	0	0	0	0	0	0	0	0	0	0	0	0	
		F	0	0	0	0	0	0	0	0	0	0	0	0	0	0	0	0	0	0	0	0	0	0	0
		T	0	0	0	0	0	0	0	0	0	0	0	0	0	0	0	0	0	0	0	0	0	0	0
264	Other abortion	M	0	0	0	0	0	0	0	0	0	0	0	0	0	0	0	0	0	0	0	0	0	0	
		F	0	0	0	0	0	0	0	0	0	0	0	0	0	0	0	0	0	0	0	0	0	0	0
		T	0	0	0	0	0	0	0	0	0	0	0	0	0	0	0	0	0	0	0	0	0	0	0
265	Other and unspecified pregnancy with abortive outcome	M	0	0	0	0	0	0	0	0	0	0	0	0	0	0	0	0	0	0	0	0	0	0	
		F	0	0	0	0	0	0	0	0	0	0	0	0	0	0	0	0	0	0	0	0	0	0	0
		T	0	0	0	0	0	0	0	0	0	0	0	0	0	0	0	0	0	0	0	0	0	0	0
266	Eclampsia and pre-eclampsia	M	0	0	0	0	0	0	0	0	0	0	0	0	0	0	0	0	0	0	0	0	0	0	
		F	0	0	0	0	0	0	0	0	0	0	0	0	0	0	0	0	0	0	0	0	0	0	0
		T	0	0	0	0	0	0	0	0	0	0	0	0	0	0	0	0	0	0	0	0	0	0	0
267	Hemorrhage of pregnancy and child-birth and placenta previa	M	0	0	0	0	0	0	0	0	0	0	0	0	0	0	0	0	0	0	0	0	0	0	
		F	0	0	0	0	0	0	0	0	0	0	0	0	0	0	0	0	0	0	0	0	0	0	0
		T	0	0	0	0	0	0	0	0	0	0	0	0	0	0	0	0	0	0	0	0	0	0	0
268	Obstetric embolism	M	0	0	0	0	0	0	0	0	0	0	0	0	0	0	0	0	0	0	0	0	0	0	
		F	0	0	0	0	0	0	0	0	0	0	0	0	0	0	0	0	0	0	0	0	0	0	0
		T	0	0	0	0	0	0	0	0	0	0	0	0	0	0	0	0	0	0	0	0	0	0	0
269	Other complications predominately related to the puerperium	M	0	0	0	0	0	0	0	0	0	0	0	0	0	0	0	0	0	0	0	0	0	0	
		F	0	0	0	0	0	0	0	0	0	0	0	0	0	0	0	0	0	0	0	0	0	0	0
		T	0	0	0	0	0	0	0	0	0	0	0	0	0	0	0	0	0	0	0	0	0	0	0
270	All other direct obstetric causes	M	0	0	0	0	0	0	0	0	0	0	0	0	0	0	0	0	0	0	0	0	0	0	
		F	0	0	0	0	0	0	0	0	0	0	0	0	0	0	0	0	0	0	0	0	0	0	0
		T	0	0	0	0	0	0	0	0	0	0	0	0	0	0	0	0	0	0	0	0	0	0	0
271	Obstetric death of unspecified cause	M	0	0	0	0	0	0	0	0	0	0	0	0	0	0	0	0	0	0	0	0	0	0	
		F	0	0	0	0	0	0	0	0	0	0	0	0	0	0	0	0	0	0	0	0	0	0	0
		T	0	0	0	0	0	0	0	0	0	0	0	0	0	0	0	0	0	0	0	0	0	0	0
272	Other deaths related to pregnancy, childbirth and the puerperium	M	0	0	0	0	0	0	0	0	0	0	0	0	0	0	0	0	0	0	0	0	0	0	
		F	0	0	0	0	0	0	0	0	0	0	0	0	0	0	0	0	0	0	0	0	0	0	0
		T	0	0	0	0	0	0	0	0	0	0	0	0	0	0	0	0	0	0	0	0	0	0	0
273	Indirect obstetric deaths	M	0	0	0	0	0	0	0	0	0	0	0	0	0	0	0	0	0	0	0	0	0	0	
		F	0	0	0	0	0	0	1	0	0	0	0	0	0	0	0	0	0	0	0	0	1	0	1
		T	0	0	0	0	0	0	1	0	0	0	0	0	0	0	0	0	0	0	0	0	1	0	1
274	Newborn affected by maternal factors and by complications of pregnancy, labour and delivery	M	21	0	0	0	0	0	0	0	0	0	0	0	0	0	0	0	0	0	0	21	9	30	
		F	20	0	0	0	0	0	0	0	0	0	0	0	0	0	0	0	0	0	0	20	4	24	
		T	41	0	0	0	0	0	0	0	0	0	0	0	0	0	0	0	0	0	0	41	13	54	
275	Disorders related to short gestation and low birth weight, not elsewhere classified	M	6	0	0	0	0	0	0	0	0	0	0	0	0	0	0	0	0	0	0	6	2	8	
		F	7	0	0	0	0	0	0	0	0	0	0	0	0	0	0	0	0	0	0	7	2	9	
		T	13	0	0	0	0	0	0	0	0	0	0	0	0	0	0	0	0	0	0	13	4	17	

M = Male

F = Female

T = Total

(Res) Resident of Alberta

(Non Res) Non-Resident of Alberta

Table 20

(Continued)

		0-4	5-9	10-14	15-19	20-24	25-29	30-34	35-39	40-44	45-49	50-54	55-59	60-64	65-69	70-74	75-79	80-84	85-89	90+	Res Total	Non Res Total	Grand Total	
276 Birth trauma	M	0	0	0	0	0	0	0	0	0	0	0	0	0	0	0	0	0	0	0	0	0	0	
	F	0	0	0	0	0	0	0	0	0	0	0	0	0	0	0	0	0	0	0	0	0	0	0
	T	0	0	0	0	0	0	0	0	0	0	0	0	0	0	0	0	0	0	0	0	0	0	0
277 Intrauterine hypoxia and birth asphyxia	M	8	0	0	0	0	0	0	0	0	0	0	0	0	0	0	0	0	0	0	0	8	1	9
	F	6	0	0	0	0	0	0	0	0	0	0	0	0	0	0	0	0	0	0	0	6	2	8
	NS	0	0	0	0	0	0	0	0	0	0	0	0	0	0	0	0	0	0	0	0	0	1	1
	T	14	0	0	0	0	0	0	0	0	0	0	0	0	0	0	0	0	0	0	0	14	4	18
278 Respiratory distress of newborn	M	5	0	0	0	0	0	0	0	0	0	0	0	0	0	0	0	0	0	0	0	5	0	5
	F	1	0	0	0	0	0	0	0	0	0	0	0	0	0	0	0	0	0	0	0	1	0	1
	T	6	0	0	0	0	0	0	0	0	0	0	0	0	0	0	0	0	0	0	0	6	0	6
279 Other respiratory conditions originating in the perinatal period	M	3	0	0	0	0	0	0	0	0	0	0	0	0	0	0	0	0	0	0	0	3	1	4
	F	2	0	0	0	0	0	0	0	0	0	0	0	0	0	0	0	0	0	0	0	2	1	3
	T	5	0	0	0	0	0	0	0	0	0	0	0	0	0	0	0	0	0	0	0	5	2	7
280 Infections specific to the perinatal period	M	3	0	0	0	0	0	0	0	0	0	0	0	0	0	0	0	0	0	0	0	3	0	3
	F	1	0	0	0	0	0	0	0	0	0	0	0	0	0	0	0	0	0	0	0	1	0	1
	T	4	0	0	0	0	0	0	0	0	0	0	0	0	0	0	0	0	0	0	0	4	0	4
281 Other and unspecified conditions originating in the perinatal period	M	13	0	0	0	0	0	0	0	0	0	0	0	0	0	0	0	0	0	0	0	13	4	17
	F	15	0	0	0	0	0	0	0	0	0	0	0	0	0	0	0	0	0	0	0	15	3	18
	T	28	0	0	0	0	0	0	0	0	0	0	0	0	0	0	0	0	0	0	0	28	7	35
282 Anencephaly and similar malformations	M	0	0	0	0	0	0	0	0	0	0	0	0	0	0	0	0	0	0	0	0	0	0	0
	F	2	0	0	0	0	0	0	0	0	0	0	0	0	0	0	0	0	0	0	0	2	0	2
	T	2	0	0	0	0	0	0	0	0	0	0	0	0	0	0	0	0	0	0	0	2	0	2
283 Spina bifida	M	0	0	0	0	0	0	0	0	0	0	0	0	0	0	0	0	0	0	0	0	0	0	0
	F	0	0	0	1	0	0	0	0	0	0	0	0	0	0	0	0	0	1	0	0	2	0	2
	T	0	0	0	1	0	0	0	0	0	0	0	0	0	0	0	0	0	1	0	0	2	0	2
284 All other congenital malformations of nervous system	M	1	1	0	0	0	0	1	0	0	0	0	0	0	0	0	0	0	0	0	0	3	1	4
	F	6	0	1	1	0	1	0	0	0	1	0	0	0	1	0	0	0	0	0	0	11	0	11
	T	7	1	1	1	0	1	1	0	0	1	0	0	0	1	0	0	0	0	0	0	14	1	15
285 Congenital malformations of heart	M	9	0	0	0	0	0	0	0	2	0	1	1	1	1	1	1	0	0	0	16	3	19	
	F	5	0	1	0	0	0	0	1	1	1	0	0	0	0	0	0	1	0	0	10	3	13	
	T	14	0	1	0	0	0	0	1	1	3	0	1	1	1	1	1	1	1	0	0	26	6	32
286 Other congenital malformations of circulatory system	M	0	0	0	0	0	0	0	1	0	0	0	0	0	0	1	0	0	0	0	2	0	2	
	F	0	0	0	0	0	0	0	0	0	0	0	0	0	0	0	0	0	1	0	1	2	3	
	T	0	0	0	0	0	0	0	1	0	0	0	0	0	0	1	0	0	1	0	3	2	5	
287 Congenital malformations of respiratory system	M	4	0	0	0	0	0	0	0	0	0	0	0	0	0	0	0	0	0	0	4	0	4	
	F	0	0	0	0	0	0	0	0	0	0	0	0	0	0	0	0	0	0	0	0	0	0	0
	T	4	0	0	0	0	0	0	0	0	0	0	0	0	0	0	0	0	0	0	0	4	0	4
288 Other congenital malformations and deformations	M	11	0	0	1	0	0	0	0	1	0	1	0	0	0	0	0	1	2	1	18	5	23	
	F	11	0	0	0	0	0	0	1	0	0	0	1	0	0	1	0	1	1	0	16	1	17	
	NS	1	0	0	0	0	0	0	0	0	0	0	0	0	0	0	0	0	0	0	1	0	1	
	T	23	0	0	1	0	0	0	1	1	0	1	1	0	0	1	0	2	3	1	35	6	41	

M = Male

F = Female

T = Total

(Res) Resident of Alberta

(Non Res) Non-Resident of Alberta

Table 20

(Continued)

		Age Group																	Res Total	Non Res Total	Grand Total		
		0-4	5-9	10-14	15-19	20-24	25-29	30-34	35-39	40-44	45-49	50-54	55-59	60-64	65-69	70-74	75-79	80-84				85-89	90+
289 Down's syndrome	M	0	0	0	0	0	0	0	0	0	1	1	0	1	2	0	1	0	0	0	6	0	6
	F	0	0	0	0	0	0	0	0	0	0	2	3	1	1	0	0	0	0	0	7	0	7
	T	0	0	0	0	0	0	0	0	0	1	3	3	2	3	0	1	0	0	0	13	0	13
290 All other chromosomal abnormalities, not elsewhere classified	M	3	0	0	0	0	0	0	0	0	0	0	0	0	0	0	0	0	0	3	2	5	
	F	3	0	0	0	0	0	0	0	0	0	0	0	0	0	0	0	0	0	3	0	3	
	T	6	0	0	0	0	0	0	0	0	0	0	0	0	0	0	0	0	0	6	2	8	
291 Senility	M	0	0	0	0	0	0	0	0	0	0	0	0	0	0	3	0	1	6	10	0	10	
	F	0	0	0	0	0	0	0	0	0	0	0	0	0	0	1	0	3	21	25	0	25	
	T	0	0	0	0	0	0	0	0	0	0	0	0	0	0	4	0	4	27	35	0	35	
292 Sudden infant death syndrome	M	4	0	0	0	0	0	0	0	0	0	0	0	0	0	0	0	0	0	4	1	5	
	F	3	0	0	0	0	0	0	0	0	0	0	0	0	0	0	0	0	0	3	0	3	
	T	7	0	0	0	0	0	0	0	0	0	0	0	0	0	0	0	0	0	7	1	8	
293 Other ill-defined and unknown causes of mortality	M	11	0	0	3	1	0	1	3	3	0	2	3	0	0	0	0	0	0	27	2	29	
	F	5	0	0	0	1	1	0	3	1	4	3	1	0	1	0	0	0	0	20	0	20	
	T	16	0	0	3	2	1	1	6	4	4	5	4	0	1	0	0	0	0	47	2	49	
294 All other symptoms, signs and abnormal clinical and laboratory findings, not elsewhere classified	M	1	0	1	1	0	1	0	1	0	0	0	1	1	1	0	5	6	10	29	2	31	
	F	0	0	0	0	0	0	1	0	0	0	1	1	0	0	2	0	5	7	11	28	0	28
	T	1	0	1	1	0	1	1	1	0	0	1	1	1	1	3	0	10	13	21	57	2	59
295 Railway accidents	M	0	0	0	1	0	1	0	0	0	0	0	0	0	0	0	0	0	0	2	2	4	
	F	0	0	0	0	0	0	0	0	0	0	0	0	0	0	0	0	0	0	0	0	0	
	T	0	0	0	1	0	1	0	0	0	0	0	0	0	0	0	0	0	0	2	2	4	
296 Pedestrian involved in collision with motor vehicle	M	1	1	0	1	2	1	0	0	0	1	2	2	0	0	0	0	0	0	11	1	12	
	F	0	0	0	1	0	0	0	1	1	1	0	1	1	0	1	0	0	0	7	0	7	
	T	1	1	0	2	2	1	0	1	1	2	2	3	1	0	1	0	0	0	18	1	19	
297 Pedalcyclist involved in collision with motor vehicle	M	0	0	0	1	1	0	0	0	1	0	0	0	1	0	0	0	0	0	4	0	4	
	F	0	0	0	0	1	0	0	0	0	0	0	0	0	0	0	0	0	0	1	0	1	
	T	0	0	0	1	2	0	0	0	1	0	0	0	1	0	0	0	0	0	5	0	5	
298 Motorcyclist involved in any accident except collision with railway train	M	0	0	0	0	5	1	3	5	3	2	0	2	0	0	0	0	0	0	21	1	22	
	F	0	0	0	0	0	1	1	0	0	0	1	0	0	0	0	0	0	0	3	0	3	
	T	0	0	0	0	5	2	4	5	3	2	1	2	0	0	0	0	0	0	24	1	25	
299 Motorcyclist involved in collision with railway train	M	0	0	0	0	0	0	0	0	0	0	0	0	0	0	1	0	0	0	1	0	1	
	F	0	0	0	0	0	0	0	0	0	0	0	0	0	0	0	0	0	0	0	0	0	
	T	0	0	0	0	0	0	0	0	0	0	0	0	0	0	1	0	0	0	1	0	1	
300 Other motor vehicle accident involving collision with railway train	M	0	0	0	0	0	0	0	2	0	0	0	0	0	0	0	0	0	0	2	0	2	
	F	0	0	0	0	0	0	0	0	0	0	0	0	0	0	0	0	1	0	1	0	1	
	T	0	0	0	0	0	0	0	2	0	0	0	0	0	0	0	0	1	0	3	0	3	
301 Occupant of motor vehicle involved in collision with other (non-motorized) road vehicle, streetcar, animal or pedestrian	M	0	0	0	0	2	2	0	0	0	0	0	0	0	0	0	0	0	0	4	0	4	
	F	0	0	0	0	1	0	0	0	1	0	0	0	0	0	0	0	0	0	2	0	2	
	T	0	0	0	0	3	2	0	0	1	0	0	0	0	0	0	0	0	0	6	0	6	

M = Male

F = Female

T = Total

(Res) Resident of Alberta

(Non Res) Non-Resident of Alberta

Table 20

(Continued)

		0-4	5-9	10-14	15-19	20-24	25-29	30-34	35-39	40-44	45-49	50-54	55-59	60-64	65-69	70-74	75-79	80-84	85-89	90+	Res Total	Non Res Total	Grand Total
302 Occupant of car, pickup truck or van involved in collision with other motor vehicle	M	0	1	0	2	7	5	3	2	3	0	3	1	3	1	2	2	0	0	0	35	3	38
	F	0	0	0	1	2	0	1	0	2	2	2	1	3	0	1	0	0	1	0	16	1	17
	T	0	1	0	3	9	5	4	2	5	2	5	2	6	1	3	2	0	1	0	51	4	55
303 Occupant of heavy transport vehicle or bus involved in collision with other motor vehicle	M	0	0	0	0	0	0	0	0	0	0	0	1	0	0	0	0	0	0	0	1	2	3
	F	0	0	0	0	0	0	0	0	0	0	0	0	0	0	0	0	0	0	0	0	0	0
	T	0	0	0	0	0	0	0	0	0	0	0	1	0	0	0	0	0	0	0	1	2	3
304 Occupant of motor vehicle involved in noncollision accident	M	0	0	0	0	3	1	0	0	1	0	1	0	2	0	0	0	0	0	0	8	2	10
	F	0	0	0	0	1	1	0	0	0	0	0	0	0	0	1	0	0	0	0	3	1	4
	T	0	0	0	0	4	2	0	0	1	0	1	0	2	0	1	0	0	0	0	11	3	14
305 Occupant of special-use motor vehicle involved in any accident	M	0	2	2	1	5	2	1	3	1	3	1	0	0	1	1	0	0	0	0	23	2	25
	F	0	0	1	0	1	1	1	0	2	0	0	0	0	0	0	0	0	0	0	6	0	6
	T	0	2	3	1	6	3	2	3	3	3	1	0	0	1	1	0	0	0	0	29	2	31
306 Other and unspecified motor vehicle accidents	M	2	2	1	14	17	12	13	6	7	10	9	5	8	5	6	5	2	4	1	129	10	139
	F	2	0	5	8	6	2	4	4	7	2	5	1	1	2	3	4	2	2	0	60	2	62
	T	4	2	6	22	23	14	17	10	14	12	14	6	9	7	9	9	4	6	1	189	12	201
307 Streetcar accidents	M	0	0	0	0	0	0	0	0	0	0	0	0	0	0	0	0	0	0	0	0	0	0
	F	0	0	0	0	0	0	0	0	0	0	0	0	0	0	0	0	0	0	0	0	0	0
	T	0	0	0	0	0	0	0	0	0	0	0	0	0	0	0	0	0	0	0	0	0	0
308 Other and unspecified land transport accidents	M	0	0	0	1	1	0	1	0	0	1	0	0	0	0	0	0	0	0	0	4	1	5
	F	0	0	0	0	0	0	0	0	0	0	0	0	0	0	0	0	0	0	0	0	0	0
	T	0	0	0	1	1	0	1	0	0	1	0	0	0	0	0	0	0	0	0	4	1	5
309 Water transport accidents	M	0	0	0	0	0	0	0	1	0	1	1	0	0	0	0	0	0	0	0	3	0	3
	F	0	0	0	0	0	0	0	0	0	0	0	0	0	0	0	0	0	0	0	0	0	0
	T	0	0	0	0	0	0	0	1	0	1	1	0	0	0	0	0	0	0	0	3	0	3
310 Air and space transport accidents	M	0	0	0	0	0	0	3	0	0	1	0	0	0	0	0	0	0	0	0	4	1	5
	F	0	0	0	0	0	0	0	0	0	0	0	0	0	0	0	0	0	0	0	0	0	0
	T	0	0	0	0	0	0	3	0	0	1	0	0	0	0	0	0	0	0	0	4	1	5
311 Other and unspecified transport accidents and their sequelae	M	0	0	0	0	0	1	0	0	1	1	1	1	1	1	3	1	0	0	0	10	0	10
	F	0	0	0	0	0	0	1	0	0	1	0	0	0	0	0	0	0	0	0	2	0	2
	T	0	0	0	0	0	1	0	1	0	1	2	1	1	1	3	1	0	0	0	12	0	12
312 Fall on same level	M	0	0	0	0	0	0	0	1	0	3	0	2	3	3	4	2	10	3	31	0	31	
	F	0	0	0	0	0	0	0	1	0	1	0	0	0	2	2	0	3	2	6	17	0	17
	T	0	0	0	0	0	0	0	1	1	1	3	0	2	5	5	4	5	12	9	48	0	48
313 Fall from one level to another	M	0	0	0	0	1	1	2	2	3	1	1	6	3	2	4	7	6	3	1	43	4	47
	F	0	0	0	0	0	2	0	0	0	0	1	2	1	0	1	2	1	0	2	12	0	12
	T	0	0	0	0	1	3	2	2	3	1	2	8	4	2	5	9	7	3	3	55	4	59
314 Unspecified fall	M	0	0	0	0	0	0	1	0	2	3	3	4	3	7	3	9	10	12	9	66	3	69
	F	0	0	0	0	0	0	0	1	0	0	3	1	1	1	4	11	9	15	46	0	46	
	T	0	0	0	0	0	0	1	0	3	3	3	7	4	8	4	13	21	21	24	112	3	115

M = Male

F = Female

T = Total

(Res) Resident of Alberta

(Non Res) Non-Resident of Alberta

Table 20

(Continued)

		Age Group																		Total	Res	Non Res	Grand Total
		0-4	5-9	10-14	15-19	20-24	25-29	30-34	35-39	40-44	45-49	50-54	55-59	60-64	65-69	70-74	75-79	80-84	85-89				
315 Accidental discharge of firearms	M	0	0	0	0	0	0	0	1	0	0	0	0	1	0	0	0	1	0	3	0	3	
	F	0	0	0	1	0	0	0	0	0	0	0	0	0	0	0	0	0	0	1	0	1	
	T	0	0	0	1	0	0	0	1	0	0	0	0	1	0	0	0	0	1	0	4	4	
316 Accidental explosion	M	0	0	0	0	0	0	0	0	0	0	0	0	0	0	0	0	0	0	0	0	1	
	F	0	0	0	0	0	0	0	0	0	0	0	0	0	0	0	0	0	0	0	0	0	
	T	0	0	0	0	0	0	0	0	0	0	0	0	0	0	0	0	0	0	0	0	1	
317 Accidental drowning and submersion	M	1	2	0	1	3	4	1	0	2	1	2	2	2	1	1	0	0	2	0	25	0	
	F	2	0	0	0	0	0	1	0	0	0	0	1	0	0	0	2	1	0	0	7	0	
	T	3	2	0	1	3	4	2	0	2	1	2	3	2	1	1	2	1	2	0	32	0	
318 Accidental inhalation and ingestion of food or other objects causing obstruction of respiratory tract	M	1	0	0	0	1	0	0	0	0	0	3	5	1	1	1	5	3	4	9	34	0	
	F	1	0	0	0	0	0	0	0	1	1	0	0	4	1	1	1	3	5	11	29	0	
	T	2	0	0	0	1	0	0	0	1	1	3	5	5	2	2	6	6	9	20	63	0	
319 Other accidental and unspecified threats to breathing	M	2	0	0	0	0	0	0	0	1	1	2	1	1	1	0	0	0	0	0	9	1	
	F	2	0	0	0	0	0	0	0	0	0	0	2	0	1	0	0	0	0	0	5	0	
	T	4	0	0	0	0	0	0	0	0	1	1	4	1	2	1	0	0	0	0	14	1	
320 Accidental exposure to electric current	M	0	0	0	0	0	1	0	0	0	0	0	0	0	0	0	0	0	0	0	1	0	
	F	0	0	0	0	0	0	0	0	0	0	0	0	0	0	0	0	0	0	0	0	0	
	T	0	0	0	0	0	1	0	0	0	0	0	0	0	0	0	0	0	0	0	1	0	
321 Accidental exposure to radiation	M	0	0	0	0	0	0	0	0	0	0	0	0	0	0	0	0	0	0	0	0	0	
	F	0	0	0	0	0	0	0	0	0	0	0	0	0	0	0	0	0	0	0	0	0	
	T	0	0	0	0	0	0	0	0	0	0	0	0	0	0	0	0	0	0	0	0	0	
322 Accidental exposure to smoke, fire and flames	M	0	0	0	1	1	2	0	0	0	2	0	0	1	1	0	0	0	1	0	9	1	
	F	0	0	0	0	1	1	0	0	1	0	0	0	1	0	0	2	2	0	1	9	0	
	T	0	0	0	1	2	3	0	0	1	2	0	0	2	1	0	2	2	1	1	18	1	
323 Accidental contact with heat and hot substances	M	0	0	0	0	0	0	0	0	0	0	0	0	0	0	0	0	0	0	0	0	0	
	F	0	0	0	0	0	0	0	0	0	0	0	0	0	0	0	0	0	0	0	0	0	
	T	0	0	0	0	0	0	0	0	0	0	0	0	0	0	0	0	0	0	0	0	0	
324 Lightning	M	0	0	0	0	0	0	0	0	0	0	0	0	0	0	0	0	0	0	0	0	0	
	F	0	0	0	0	0	0	0	0	0	0	0	0	0	0	0	0	0	0	0	0	0	
	T	0	0	0	0	0	0	0	0	0	0	0	0	0	0	0	0	0	0	0	0	0	
326 Cataclysmic storm and flood	M	0	0	0	0	0	0	0	0	0	0	0	0	0	0	0	0	0	0	0	0	0	
	F	0	0	0	0	0	0	0	0	0	0	0	0	0	0	0	0	0	0	0	0	0	
	T	0	0	0	0	0	0	0	0	0	0	0	0	0	0	0	0	0	0	0	0	0	
327 Accidental poisoning by and exposure to drugs and other biological substances	M	0	0	0	0	0	0	0	1	1	0	1	0	0	0	0	0	0	0	0	3	0	
	F	0	0	0	1	0	0	0	0	0	0	1	0	0	0	0	0	0	0	0	2	0	
	T	0	0	0	1	0	0	0	1	1	0	2	0	0	0	0	0	0	0	0	5	0	
328 Accidental poisoning by and exposure to other and unspecified solid or liquid substances	M	0	0	0	0	0	2	0	0	1	1	0	2	0	0	0	1	0	1	0	8	1	
	F	0	0	0	0	0	0	0	0	1	1	1	0	0	0	0	0	0	0	0	3	0	
	T	0	0	0	0	0	2	0	0	2	2	1	2	0	0	0	1	0	1	0	11	1	

M = Male

F = Female

T = Total

(Res) Resident of Alberta

(Non Res) Non-Resident of Alberta

Table 20

(Continued)

		0-4	5-9	10-14	15-19	20-24	25-29	30-34	35-39	40-44	45-49	50-54	55-59	60-64	65-69	70-74	75-79	80-84	85-89	90+	Res Total	Non Res Total	Grand Total		
329 Accidental poisoning by and exposure to other gases and vapors	M	0	0	0	0	0	1	0	0	0	0	0	1	0	0	0	0	0	0	0	0	2	0	2	
	F	0	0	0	0	0	0	0	0	0	0	0	0	0	0	0	0	0	0	0	0	0	0	0	0
	T	0	0	0	0	0	1	0	0	0	0	0	1	0	0	0	0	0	0	0	0	2	0	2	
330 All other and unspecified accidents and their sequelae	M	2	0	0	0	2	5	3	6	3	7	5	8	7	5	5	9	7	6	9	89	7	96		
	F	0	0	0	1	0	3	1	0	0	1	4	1	3	2	0	2	7	11	22	58	4	62		
	T	2	0	0	1	2	8	4	6	3	8	9	9	10	7	5	11	14	17	31	147	11	158		
331 Intentional self-poisoning (suicide) by and exposure to drugs and other biological substances	M	0	0	0	0	1	2	2	2	3	7	2	6	4	2	0	1	0	0	0	32	0	32		
	F	0	0	0	1	2	5	0	2	3	4	7	9	3	1	2	0	0	2	0	41	2	43		
	T	0	0	0	1	3	7	2	4	6	11	9	15	7	3	2	1	0	2	0	73	2	75		
332 Intentional self-poisoning (suicide) by and exposure to other and unspecified solid or liquid substances and their vapors	M	0	0	0	0	0	0	0	0	0	0	0	0	0	0	0	0	0	0	0	0	1	1		
	F	0	0	0	0	0	0	0	0	0	0	0	0	0	0	0	0	0	0	0	0	0	0	0	
	T	0	0	0	0	0	0	0	0	0	0	0	0	0	0	0	0	0	0	0	0	1	1		
333 Intentional self-poisoning (suicide) by and exposure to other gases and vapors	M	0	0	0	2	2	1	3	5	3	6	5	1	0	0	0	0	0	0	0	28	0	28		
	F	0	0	0	0	0	0	1	1	2	2	1	1	0	0	0	0	0	0	0	8	0	8		
	T	0	0	0	2	2	1	4	6	5	8	6	2	0	0	0	0	0	0	0	36	0	36		
334 Intentional self-harm (suicide) by hanging, strangulation and suffocation	M	0	0	3	26	21	16	12	8	21	16	10	12	6	5	5	2	4	0	0	167	10	177		
	F	0	0	0	10	5	8	7	6	7	6	3	3	2	0	0	0	0	0	0	57	0	57		
	T	0	0	3	36	26	24	19	14	28	22	13	15	8	5	5	2	4	0	0	224	10	234		
335 Intentional self-harm (suicide) by discharge of firearms	M	0	0	1	1	10	6	7	3	7	10	12	10	10	5	6	5	1	0	1	95	3	98		
	F	0	0	0	0	0	0	0	0	0	0	0	1	0	0	0	0	0	0	0	1	0	1		
	T	0	0	1	1	10	6	7	3	7	10	12	11	10	5	6	5	1	0	1	96	3	99		
336 Intentional self-harm (suicide) by jumping from a high place	M	0	0	1	3	1	1	1	1	0	3	2	1	1	2	2	0	0	0	1	20	2	22		
	F	0	0	0	0	1	0	0	0	0	0	2	0	0	0	0	0	2	0	0	5	0	5		
	T	0	0	1	3	2	1	1	1	0	3	4	1	1	2	2	0	2	0	1	25	2	27		
337 Intentional self-harm (suicide) by all other and unspecified means and their sequelae	M	0	0	0	0	5	0	2	3	3	3	3	1	1	1	0	0	0	1	0	23	3	26		
	F	0	0	0	1	1	0	0	1	1	2	0	0	1	0	0	1	0	0	0	8	1	9		
	T	0	0	0	1	6	0	2	4	4	5	3	1	2	1	0	1	0	1	0	31	4	35		
338 Assault (homicide) by drugs, biological substances and other and unspecified noxious substances	M	0	0	0	0	0	0	0	0	0	0	1	0	0	0	0	0	0	0	0	1	0	1		
	F	0	0	0	0	0	0	0	0	0	0	0	0	0	0	0	0	0	0	0	0	0	0	0	
	T	0	0	0	0	0	0	0	0	0	0	1	0	0	0	0	0	0	0	0	1	0	1		
339 Assault (homicide) by hanging, strangulation and suffocation	M	0	0	0	0	0	1	0	0	1	0	0	0	1	0	0	0	0	0	0	3	0	3		
	F	0	0	0	0	1	1	0	1	0	0	0	0	0	0	0	0	0	0	0	3	0	3		
	T	0	0	0	0	1	2	0	1	1	0	0	0	1	0	0	0	0	0	0	6	0	6		
340 Assault (homicide) by discharge of firearms	M	0	0	0	2	3	5	3	4	1	3	1	1	1	0	0	0	0	0	0	24	3	27		
	F	0	0	0	0	0	2	0	1	0	0	0	1	0	0	0	0	0	0	0	4	0	4		
	T	0	0	0	2	3	7	3	5	1	3	1	2	1	0	0	0	0	0	0	28	3	31		

M = Male

F = Female

T = Total

(Res) Resident of Alberta

(Non Res) Non-Resident of Alberta

Table 20

(Continued)

		0-4	5-9	10-14	15-19	20-24	25-29	30-34	35-39	40-44	45-49	50-54	55-59	60-64	65-69	70-74	75-79	80-84	85-89	90+	Res Total	Non Res Total	Grand Total	
341 Assault (homicide) by sharp object	M	0	0	0	1	5	4	1	2	2	1	2	0	0	0	0	0	0	0	0	18	0	18	
	F	0	0	0	1	1	2	1	0	0	1	0	0	1	1	0	0	0	0	0	0	8	0	8
	T	0	0	0	2	6	6	2	2	2	2	2	0	1	1	0	0	0	0	0	0	26	0	26
342 Assault (homicide) by blunt object	M	0	0	0	0	0	0	0	0	0	0	0	0	0	0	0	0	0	0	0	0	0	0	
	F	0	0	0	0	0	0	0	0	0	0	0	0	0	0	0	0	0	0	0	0	0	0	
	T	0	0	0	0	0	0	0	0	0	0	0	0	0	0	0	0	0	0	0	0	0	0	
343 Assault (homicide) by bodily force	M	0	0	0	0	0	0	0	1	1	2	0	0	0	0	0	0	0	0	0	4	2	6	
	F	0	0	0	0	0	0	0	0	0	0	0	0	0	0	0	0	0	0	0	0	0	0	
	T	0	0	0	0	0	0	0	1	1	2	0	0	0	0	0	0	0	0	0	4	2	6	
344 Sexual assault (homicide) by bodily force	M	0	0	0	0	0	0	0	0	0	0	0	0	0	0	0	0	0	0	0	0	0	0	
	F	0	0	0	0	0	0	0	0	0	0	0	0	0	0	0	0	0	0	0	0	0	0	
	T	0	0	0	0	0	0	0	0	0	0	0	0	0	0	0	0	0	0	0	0	0	0	
345 Neglect, abandonment and other maltreatment syndromes	M	0	0	0	0	0	0	0	0	0	0	0	0	0	0	0	0	0	0	0	0	0	0	
	F	0	0	0	0	0	0	0	0	0	0	0	0	0	0	0	0	0	0	0	0	0	0	
	T	0	0	0	0	0	0	0	0	0	0	0	0	0	0	0	0	0	0	0	0	0	0	
346 Assault (homicide) by all other and unspecified means and their sequelae	M	0	0	0	1	2	0	1	1	1	1	0	2	0	0	0	1	0	0	0	10	0	10	
	F	1	0	0	0	0	1	0	0	0	0	0	0	0	0	0	0	0	0	1	3	0	3	
	T	1	0	0	1	2	1	1	1	1	1	0	2	0	0	0	1	0	0	1	13	0	13	
347 Poisoning by and exposure to drugs and biological substances, undetermined intent	M	0	0	1	8	16	24	25	14	18	31	26	19	4	6	3	0	0	1	1	197	9	206	
	F	0	0	0	1	11	18	11	10	18	32	14	14	10	4	3	0	2	0	1	149	10	159	
	T	0	0	1	9	27	42	36	24	36	63	40	33	14	10	6	0	2	1	2	346	19	365	
348 Poisoning by and exposure to other and unspecified solid or liquid substance, undetermined intent	M	0	0	0	0	1	3	1	7	6	4	2	4	2	0	1	0	0	0	0	31	1	32	
	F	0	0	0	1	0	0	1	1	2	1	1	0	0	0	0	0	1	0	0	8	0	8	
	T	0	0	0	1	1	3	2	8	8	5	3	4	2	0	1	0	1	0	0	39	1	40	
349 Poisoning by and exposure to other gases and vapors, undetermined intent	M	0	0	0	0	0	0	0	1	0	0	0	0	0	0	0	0	0	0	0	1	0	1	
	F	0	0	0	0	0	0	0	0	0	1	0	0	0	0	0	0	0	0	0	1	0	1	
	T	0	0	0	0	0	0	0	1	0	1	0	0	0	0	0	0	0	0	0	2	0	2	
350 Discharge of firearms, undetermined intent	M	0	0	0	0	0	0	0	0	0	0	1	0	0	0	0	0	0	0	0	1	0	1	
	F	0	0	0	0	0	0	0	0	0	0	0	0	0	0	0	0	0	0	0	0	0	0	
	T	0	0	0	0	0	0	0	0	0	0	1	0	0	0	0	0	0	0	0	1	0	1	
351 Falling, jumping or pushed from a high place, undetermined intent	M	0	0	0	0	0	0	0	0	0	0	0	0	0	0	0	0	0	0	0	0	0	0	
	F	1	0	0	0	0	0	0	0	0	0	0	0	0	0	0	0	0	0	0	1	0	1	
	T	1	0	0	0	0	0	0	0	0	0	0	0	0	0	0	0	0	0	0	1	0	1	
352 All other and unspecified events of undetermined intent and their sequelae	M	1	0	0	0	0	1	2	1	1	1	2	3	2	0	0	0	0	0	0	14	2	16	
	F	0	0	0	0	2	0	1	0	0	0	1	1	0	0	0	0	0	0	0	5	1	6	
	T	1	0	0	0	2	1	3	1	1	1	3	4	2	0	0	0	0	0	0	19	3	22	
353 Legal execution	M	0	0	0	0	0	0	0	0	0	0	0	0	0	0	0	0	0	0	0	0	0	0	
	F	0	0	0	0	0	0	0	0	0	0	0	0	0	0	0	0	0	0	0	0	0	0	
	T	0	0	0	0	0	0	0	0	0	0	0	0	0	0	0	0	0	0	0	0	0	0	

M = Male

F = Female

T = Total

(Res) Resident of Alberta

(Non Res) Non-Resident of Alberta

Table 20

(Continued)

		0-4	5-9	10-14	15-19	20-24	25-29	30-34	35-39	40-44	45-49	50-54	55-59	60-64	65-69	70-74	75-79	80-84	85-89	90+	Res Total	Non Res Total	Grand Total	
354 Other legal intervention and their sequelae		M	0	0	0	0	1	1	0	0	1	0	0	0	0	0	0	0	0	0	0	3	0	3
		F	0	0	0	0	0	0	0	0	0	0	0	0	0	0	0	0	0	0	0	0	0	0
		T	0	0	0	0	1	1	0	0	1	0	0	0	0	0	0	0	0	0	0	3	0	3
355 Operations of war and their sequelae		M	0	0	0	0	0	0	0	0	0	0	0	0	0	0	0	0	0	0	0	0	0	0
		F	0	0	0	0	0	0	0	0	0	0	0	0	0	0	0	0	0	0	0	0	0	0
		T	0	0	0	0	0	0	0	0	0	0	0	0	0	0	0	0	0	0	0	0	0	0
356 Drugs, medicaments and biological substances causing adverse effects in therapeutic use, and their sequelae		M	0	0	0	0	0	0	0	0	0	0	1	0	1	0	1	0	1	1	1	5	0	5
		F	0	0	0	0	0	0	0	0	0	0	0	0	0	0	0	0	0	0	0	0	0	0
		T	0	0	0	0	0	0	0	0	0	0	1	0	1	0	1	0	1	1	1	5	0	5
357 Misadventures to patients during medical and surgical care and their sequelae		M	0	0	0	0	0	0	0	0	0	0	0	0	0	0	0	0	0	0	0	0	0	0
		F	0	0	0	0	0	0	0	0	0	0	0	0	0	0	0	0	0	0	0	0	0	0
		T	0	0	0	0	0	0	0	0	0	0	0	0	0	0	0	0	0	0	0	0	0	0
358 Other complications of medical and surgical care and their sequelae		M	0	0	0	0	0	0	0	0	0	1	2	0	0	1	4	1	1	1	1	11	1	12
		F	0	0	0	0	0	0	0	0	1	0	1	0	0	1	0	1	2	1	7	0	7	
		T	0	0	0	0	0	0	0	0	1	1	3	0	0	2	4	2	3	2	18	1	19	
359 Primary Thrombophilia		M	1	0	0	0	0	1	0	0	0	0	0	0	0	0	0	0	0	0	0	2	0	2
		F	0	0	0	0	0	0	0	0	0	0	0	0	0	0	0	0	0	0	0	0	0	0
		T	1	0	0	0	0	1	0	0	0	0	0	0	0	0	0	0	0	0	0	2	0	2
360 Postpolio Syndrome		M	0	0	0	0	0	0	0	0	0	0	0	0	0	0	0	1	0	0	1	0	1	
		F	0	0	0	0	0	0	0	0	0	0	0	0	0	0	0	0	1	0	1	0	1	
		T	0	0	0	0	0	0	0	0	0	0	0	0	0	0	0	1	1	0	2	0	2	
361 Acute Appendicitis with generalised peritonitis		M	0	0	0	0	0	0	0	0	0	0	0	0	0	0	0	0	0	0	0	0	0	0
		F	0	0	0	0	0	0	0	0	0	0	0	0	0	0	0	0	1	0	1	0	1	
		T	0	0	0	0	0	0	0	0	0	0	0	0	0	0	0	0	1	0	1	0	1	
362 Accident with a person injured in a collision between other specified vehicles, non-traffic		M	0	0	0	2	0	0	0	0	0	0	0	0	0	0	0	0	0	0	0	2	0	2
		F	0	0	0	0	0	0	0	0	0	0	0	0	0	0	0	0	0	0	0	0	0	0
		T	0	0	0	2	0	0	0	0	0	0	0	0	0	0	0	0	0	0	0	2	0	2
363 Microscopic Polyangitis		M	0	0	0	0	0	0	0	0	0	0	0	0	0	0	0	1	0	0	1	0	1	
		F	0	0	0	0	0	0	0	0	0	0	0	0	0	0	0	0	0	0	0	0	0	0
		T	0	0	0	0	0	0	0	0	0	0	0	0	0	0	0	1	0	0	1	0	1	
364 Acute viral hepatitis unspecified		M	0	0	0	0	0	0	0	0	0	0	0	0	0	1	0	0	0	0	0	1	0	1
		F	0	0	0	0	0	0	0	0	0	0	0	0	0	0	0	0	0	0	0	0	0	0
		T	0	0	0	0	0	0	0	0	0	0	0	0	0	1	0	0	0	0	0	1	0	1
NS		M	1	1	0	0	2	3	1	1	0	3	6	4	4	2	2	2	0	0	0	32	0	32
		F	3	0	0	0	0	0	0	1	1	2	3	2	5	2	1	0	0	1	3	24	1	25
		T	4	1	0	0	2	3	1	2	1	5	9	6	9	4	3	2	0	1	3	56	1	57
Total		M	141	16	16	89	147	144	132	151	225	357	553	735	852	983	1061	1382	1646	1493	1205	11328	301	11629
		F	119	2	11	38	46	73	61	70	147	239	355	452	565	640	828	1000	1485	1788	2474	10393	151	10544
		NS	1	0	0	0	0	0	0	0	0	0	0	0	0	0	0	0	0	0	0	1	1	2
		T	261	18	27	127	193	217	193	221	372	596	908	1187	1417	1623	1889	2382	3131	3281	3679	21722	453	22175

M = Male

F = Female

T = Total

(Res) Resident of Alberta

(Non Res) Non-Resident of Alberta

Infant Death Related Statistics

The number of infant deaths for Alberta parents in 2012 was 262; 151 males and 111 females. Infant deaths are defined as deaths for children under one year of age. The number of neonatal deaths was 194; 110 males and 84 females. Neonatal deaths are infant deaths occurring within the first 28 days of life. For the reporting period, the causes of infant mortality have been broken down into greater detail in the following tables.

The primary causes of infant mortality in 2012 were due to maternal factors and by complications of pregnancy, labour and delivery.

Infant Mortality in First Year of Life and Time Period

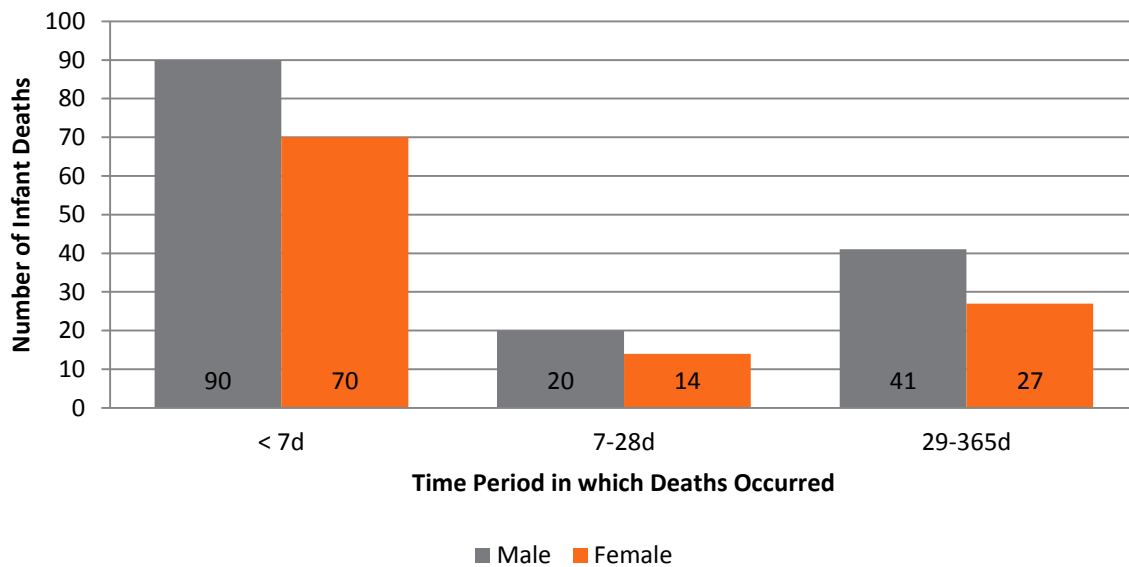


Table 21

Infant Deaths - Ten Year Comparison

Year	Total Infant Deaths
(2003)	284
(2004)	243
(2005)	294
(2006)	260
(2007)	300
(2008)	321
(2009)	307
(2010)	310
(2011)	276
(2012)	262

10 Year Trend of Infant Deaths by Year

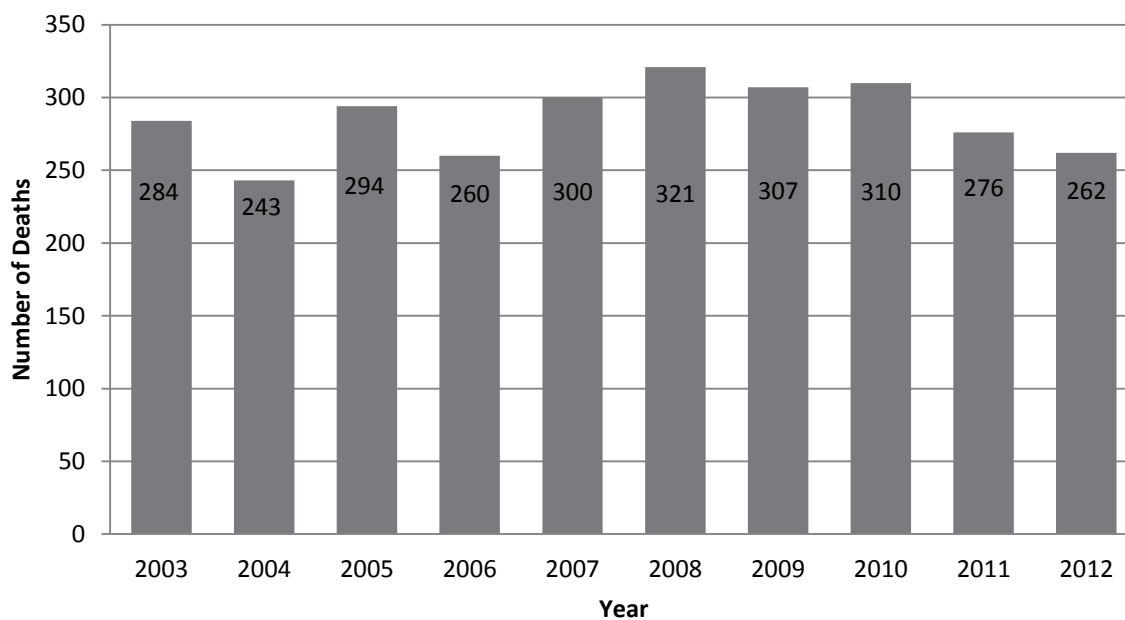


Table 22

Infant Deaths

Cause by Gender and Age, 2012

		Age (Number of Days Old)					
		<7	7d-28	29d-365	Res	Non Res	Total
Not Stated	M	3	1	0	2	2	4
	F	0	2	4	6	0	6
	T	3	3	4	8	2	10
All other diseases of respiratory system	M	1	0	0	1	0	1
	F	0	0	0	0	0	0
	T	1	0	0	1	0	1
Cardiomyopathy	M	0	0	2	2	0	2
	F	0	0	0	0	0	0
	T	0	0	2	2	0	2
Diarrhea and gastroenteritis of presumed infectious origin	M	0	0	0	0	0	0
	F	0	0	1	1	0	1
	T	0	0	1	1	0	1
Influenza	M	0	0	2	2	0	2
	F	0	0	0	0	0	0
	T	0	0	2	2	0	2
Whooping cough	M	0	0	0	0	0	0
	F	0	0	2	2	0	2
	T	0	0	2	2	0	2
All other chromosomal abnormalities, not elsewhere classified	M	3	1	1	3	2	5
	F	1	0	1	2	0	2
	T	4	1	2	5	2	7
All other congenital malformations of nervous system	M	0	1	0	1	0	1
	F	1	3	1	5	0	5
	T	1	4	1	6	0	6
All other diseases of nervous system	M	0	0	2	2	0	2
	F	0	0	1	1	0	1
	T	0	0	3	3	0	3
All other symptoms, signs and abnormal clinical and laboratory findings, not elsewhere classified	M	0	0	1	1	0	1
	F	0	0	0	0	0	0
	T	0	0	1	1	0	1
Anencephaly and similar malformations	M	0	0	0	0	0	0
	F	2	0	0	2	0	2
	T	2	0	0	2	0	2
Congenital malformations of heart	M	4	3	4	8	3	11
	F	2	1	1	4	0	4
	T	6	4	5	12	3	15

(M) Male

(F) Female

(T) Total

(Res) Resident of Alberta

(Non Res) Non-Resident of Alberta

Table 22

continued

		Age (Number of Days Old)					Total
		<7	7d-28	29d-365	Res	Non Res	
Congenital malformations of respiratory system	M	2	1	1	4	0	4
	F	0	0	0	0	0	0
	T	2	1	1	4	0	4
Disorders related to short gestation and low birth weight, not elsewhere classified	M	9	0	0	7	2	9
	F	9	0	0	7	2	9
	T	18	0	0	14	4	18
Infections specific to the perinatal period	M	1	1	0	2	0	2
	F	0	1	0	1	0	1
	T	1	2	0	3	0	3
Intrauterine hypoxia and birth asphyxia	M	8	1	0	8	1	9
	F	9	0	0	7	2	9
	T	17	1	0	15	3	18
Newborn affected by maternal factors and by complications of pregnancy, labour and delivery	M	29	0	0	21	8	29
	F	24	0	0	20	4	24
	T	53	0	0	41	12	53
Other accidental and unspecified threats to breathing	M	0	0	1	1	0	1
	F	0	0	0	0	0	0
	T	0	0	1	1	0	1
Other and unspecified conditions originating in the perinatal period	M	10	6	1	13	4	17
	F	14	2	1	14	3	17
	T	24	8	2	27	7	34
Other congenital malformations and deformations	M	10	0	3	8	5	13
	F	3	1	6	9	1	10
	T	13	1	9	17	6	23
Other congenital malformations of circulatory system	M	0	0	0	0	0	0
	F	0	0	2	0	2	2
	T	0	0	2	0	2	2
Other ill-defined and unknown causes of mortality	M	1	1	7	9	0	9
	F	0	1	2	3	0	3
	T	1	2	9	12	0	12
Other metabolic disorders	M	0	0	2	2	0	2
	F	0	0	0	0	0	0
	T	0	0	2	2	0	2
Other respiratory conditions originating in the perinatal period	M	3	0	1	3	1	4
	F	3	0	0	2	1	3
	T	6	0	1	5	2	7
Respiratory distress of newborn	M	3	2	0	5	0	5
	F	1	0	0	1	0	1
	T	4	2	0	6	0	6
Sudden infant death syndrome	M	0	0	5	4	1	5
	F	0	1	2	3	0	3
	T	0	1	7	7	1	8
Total	M	90	20	41	120	31	151
	F	70	14	27	96	15	111
	T	160	34	68	216	46	262

(M) Male

(F) Female

(T) Total

(Res) Resident of Alberta

(Non Res) Non-Resident of Alberta