

# *Death Related Statistics*


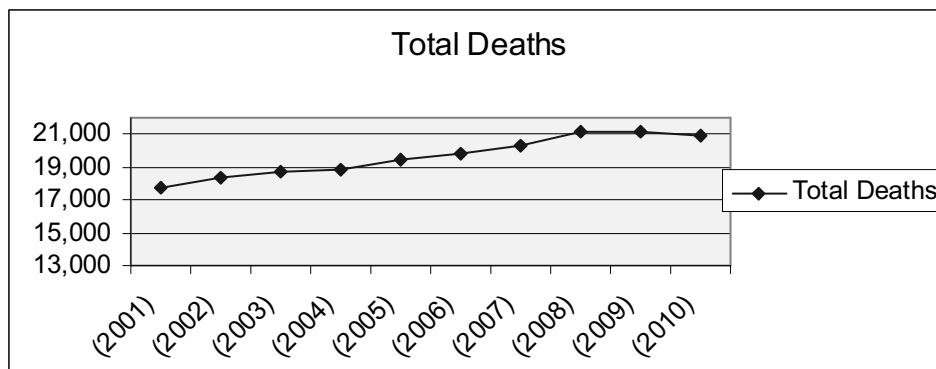


Table 18

Alberta Deaths - Ten Year Comparison

Year	Total Deaths
(2001)	17,706
(2002)	18,356
(2003)	18,705
(2004)	18,800
(2005)	19,421
(2006)	19,867
(2007)	20,355
(2008)	21,177
(2009)	21,133
(2010)	20,846



## Table 19

## Deaths

## Leading Causes of Death, 2010

	Ranking	Total Deaths
All other forms of chronic ischemic heart disease	1	1737
Malignant neoplasms of trachea, bronchus and lung	2	1431
Acute myocardial infarction	3	1053
Organic dementia	4	939
Atherosclerotic cardiovascular disease, so described	5	898
Other chronic obstructive pulmonary disease	6	826
Stroke, not specified as hemorrhage or infarction	7	686
Malignant neoplasms of colon	8	468
Malignant neoplasm of breast	9	393
Alzheimer's disease	10	390
Diabetes mellitus	10	390
Other malignant neoplasms of other and unspecified sites	12	386
Malignant neoplasms of prostate	13	370
Pneumonia due to other or unspecified organisms	14	338
Poisoning by and exposure to drugs and biological substances, undetermined intent	14	338
Malignant neoplasms of pancreas	16	318
Congestive heart failure	17	299
Renal failure	18	289
Pneumonitis due to food and vomit	19	282
Conduction disorders and cardiac dysrhythmias	20	249
Intentional self-harm (suicide) by hanging, strangulation and suffocation	21	210
All other diseases of nervous system	22	198
Non-Hodgkin's lymphoma	23	197
Other and unspecified motor vehicle accidents	24	196
Intracerebral and other intracranial hemorrhage	25	184
Vascular disorders and obstruction of intestine without hernia	25	184
Atherosclerosis	27	179
Septicemia	28	177
Malignant neoplasms of esophagus	29	166
Malignant neoplasms of brain	30	161

### Table 20

#### Deaths

#### Cause by Gender and Age, 2010

			0-4	5-9	10-14	15-19	20-24	25-29	30-34	35-39	40-44	45-49	50-54	55-59	60-64	65-69	70-74	75-79	80-84	85-89	90+	Res	Non	Total	
			Total	Total	Total	Total	Total	Total	Total	Total	Total	Total	Total	Total	Total	Total	Total	Total	Total	Total	Total	Total	Total		Total
1 Cholera	M		0	0	0	0	0	0	0	0	0	0	0	0	0	0	0	0	0	0	0	0	0	0	
	F		0	0	0	0	0	0	0	0	0	0	0	0	0	0	0	0	0	0	0	0	0	0	0
	T		0	0	0	0	0	0	0	0	0	0	0	0	0	0	0	0	0	0	0	0	0	0	0
2 Typhoid fever	M		0	0	0	0	0	0	0	0	0	0	0	0	0	0	0	0	0	0	0	0	0	0	
	F		0	0	0	0	0	0	0	0	0	0	0	0	0	0	0	0	0	0	0	0	0	0	0
	T		0	0	0	0	0	0	0	0	0	0	0	0	0	0	0	0	0	0	0	0	0	0	0
3 Paratyphoid fevers and other salmonella infections	M		0	0	0	0	0	0	0	0	0	0	0	0	0	0	0	0	0	0	0	1	1	0	1
	F		0	0	0	0	0	0	0	0	0	0	0	0	0	0	0	0	0	0	0	0	0	0	0
	T		0	0	0	0	0	0	0	0	0	0	0	0	0	0	0	0	0	0	0	1	1	0	1
4 Shigellosis	M		0	0	0	0	0	0	0	0	0	0	0	0	0	0	0	0	0	0	0	0	0	0	0
	F		0	0	0	0	0	0	0	0	0	0	0	0	0	0	0	0	0	0	0	0	0	0	0
	T		0	0	0	0	0	0	0	0	0	0	0	0	0	0	0	0	0	0	0	0	0	0	0
5 Other bacterial food-borne intoxications	M		0	0	0	0	0	0	0	0	0	0	0	0	0	0	0	0	0	0	0	0	0	0	0
	F		0	0	0	0	0	0	0	0	0	0	0	0	0	0	0	0	0	0	0	0	0	0	0
	T		0	0	0	0	0	0	0	0	0	0	0	0	0	0	0	0	0	0	0	0	0	0	0
6 Amebiasis	M		0	0	0	0	0	0	0	0	0	0	0	0	0	0	0	0	0	0	0	0	0	0	0
	F		0	0	0	0	0	0	0	0	0	0	0	0	0	0	0	0	0	0	0	0	0	0	0
	T		0	0	0	0	0	0	0	0	0	0	0	0	0	0	0	0	0	0	0	0	0	0	0
7 Intestinal infections due to other specified organisms	M		0	0	0	0	0	0	0	0	0	0	0	3	0	1	2	3	4	7	7	27	0	27	
	F		0	0	0	0	0	0	0	0	1	0	1	0	0	3	2	6	11	19	15	58	0	58	
	T		0	0	0	0	0	0	0	0	1	0	1	3	0	4	4	9	15	26	22	85	0	85	
8 Diarrhea and gastroenteritis of presumed infectious origin	M		0	0	0	0	0	0	0	0	1	0	0	1	0	0	0	1	1	0	2	6	0	6	
	F		0	0	0	0	0	0	0	0	0	0	0	0	0	0	1	1	2	2	9	15	1	16	
	T		0	0	0	0	0	0	0	0	1	0	0	1	0	0	1	2	3	2	11	21	1	22	
9 Respiratory tuberculosis	M		0	0	0	0	0	0	0	0	0	0	0	0	1	0	0	0	0	1	0	2	0	2	
	F		0	0	0	0	0	0	0	0	0	0	0	0	0	1	2	0	1	0	0	4	0	4	
	T		0	0	0	0	0	0	0	0	0	0	0	0	1	1	2	0	1	1	0	6	0	6	
10 Other tuberculosis	M		0	0	0	0	0	0	0	0	0	0	0	0	0	0	0	0	0	0	0	0	0	0	
	F		0	0	0	0	0	0	0	0	0	0	0	0	0	0	0	0	0	0	0	0	0	0	
	T		0	0	0	0	0	0	0	0	0	0	0	0	0	0	0	0	0	0	0	0	0	0	
11 Plague	M		0	0	0	0	0	0	0	0	0	0	0	0	0	0	0	0	0	0	0	0	0	0	
	F		0	0	0	0	0	0	0	0	0	0	0	0	0	0	0	0	0	0	0	0	0	0	
	T		0	0	0	0	0	0	0	0	0	0	0	0	0	0	0	0	0	0	0	0	0	0	
12 Brucellosis	M		0	0	0	0	0	0	0	0	0	0	0	0	0	0	0	0	0	0	0	0	0	0	
	F		0	0	0	0	0	0	0	0	0	0	0	0	0	0	0	0	0	0	0	0	0	0	
	T		0	0	0	0	0	0	0	0	0	0	0	0	0	0	0	0	0	0	0	0	0	0	

M = Male  
 F = Female  
 T = Total

(Res) Resident of Alberta  
 (Non Res) Non-Resident of Alberta

Table 20

(Continued)

		0-4	5-9	10-14	15-19	20-24	25-29	30-34	35-39	40-44	45-49	50-54	55-59	60-64	65-69	70-74	75-79	80-84	85-89	90+	Res		Non Res	
																					Total	Total	Total	Total
13 Tetanus	M	0	0	0	0	0	0	0	0	0	0	0	0	0	0	0	0	0	0	0	0	0	0	0
	F	0	0	0	0	0	0	0	0	0	0	0	0	0	0	0	0	0	0	0	0	0	0	0
	T	0	0	0	0	0	0	0	0	0	0	0	0	0	0	0	0	0	0	0	0	0	0	0
14 Diphtheria	M	0	0	0	0	0	0	0	0	0	0	0	0	0	0	0	0	0	0	0	0	0	0	0
	F	0	0	0	0	0	0	0	0	0	0	0	0	0	0	0	0	0	0	0	0	0	0	0
	T	0	0	0	0	0	0	0	0	0	0	0	0	0	0	0	0	0	0	0	0	0	0	0
15 Whooping cough	M	0	0	0	0	0	0	0	0	0	0	0	0	0	0	0	0	0	0	0	0	0	0	0
	F	0	0	0	0	0	0	0	0	0	0	0	0	0	0	0	0	0	0	0	0	0	0	0
	T	0	0	0	0	0	0	0	0	0	0	0	0	0	0	0	0	0	0	0	0	0	0	0
16 Scarlet fever and erysipelas	M	0	0	0	0	0	0	0	0	0	0	0	0	0	0	0	0	0	0	0	0	0	0	0
	F	0	0	0	0	0	0	0	0	0	0	0	0	0	0	0	0	0	0	0	0	0	0	0
	T	0	0	0	0	0	0	0	0	0	0	0	0	0	0	0	0	0	0	0	0	0	0	0
17 Meningococcal infection	M	1	0	0	0	0	0	0	0	0	0	0	0	0	0	0	0	0	0	0	0	1	1	2
	F	1	0	0	0	0	0	0	0	0	0	0	0	0	0	0	0	0	0	0	0	1	0	1
	T	2	0	0	0	0	0	0	0	0	0	0	0	0	0	0	0	0	0	0	0	2	1	3
18 Septicemia	M	2	0	0	0	1	0	0	1	4	0	3	5	6	3	5	17	17	15	10	89	2	91	
	F	2	0	0	0	1	0	0	0	1	2	1	5	5	6	5	14	14	12	18	86	0	86	
	T	4	0	0	0	2	0	0	1	5	2	4	10	11	9	10	31	31	27	28	175	2	177	
19 Other zoonotic and bacterial diseases	M	0	0	0	0	0	0	1	0	0	0	0	0	0	1	0	0	2	0	0	4	1	5	
	F	0	0	0	0	0	0	0	0	0	0	0	0	0	1	1	0	0	0	0	2	0	2	
	T	0	0	0	0	0	0	1	0	0	0	0	0	0	2	1	0	2	0	0	6	1	7	
20 Cardiovascular syphilis	M	0	0	0	0	0	0	0	0	0	0	0	0	0	0	0	0	0	0	0	0	0	0	0
	F	0	0	0	0	0	0	0	0	0	0	0	0	0	0	0	0	0	0	0	0	0	0	0
	T	0	0	0	0	0	0	0	0	0	0	0	0	0	0	0	0	0	0	0	0	0	0	0
21 Neurosyphilis	M	0	0	0	0	0	0	0	0	0	0	0	0	0	0	0	0	0	0	0	0	0	0	0
	F	0	0	0	0	0	0	0	0	0	0	0	0	0	0	0	0	0	0	0	0	0	0	0
	T	0	0	0	0	0	0	0	0	0	0	0	0	0	0	0	0	0	0	0	0	0	0	0
22 Other and unspecified syphilis	M	0	0	0	0	0	0	0	0	0	0	0	0	0	0	0	0	0	0	0	0	0	0	0
	F	0	0	0	0	0	0	0	0	0	0	0	0	0	0	0	0	0	0	0	0	0	0	0
	T	0	0	0	0	0	0	0	0	0	0	0	0	0	0	0	0	0	0	0	0	0	0	0
23 Gonococcal infection	M	0	0	0	0	0	0	0	0	0	0	0	0	0	0	0	0	0	0	0	0	0	0	0
	F	0	0	0	0	0	0	0	0	0	0	0	0	0	0	0	0	0	0	0	0	0	0	0
	T	0	0	0	0	0	0	0	0	0	0	0	0	0	0	0	0	0	0	0	0	0	0	0
24 Other infections with a predominately sexual mode of transmission	M	0	0	0	0	0	0	0	0	0	0	0	0	0	0	0	0	0	0	0	0	0	0	0
	F	0	0	0	0	0	0	0	0	0	0	0	0	0	0	0	0	0	0	0	0	0	0	0
	T	0	0	0	0	0	0	0	0	0	0	0	0	0	0	0	0	0	0	0	0	0	0	0

M = Male

F = Female

T = Total

(Res) Resident of Alberta

(Non Res) Non-Resident of Alberta

Table 20

(Continued)

		0-4	5-9	10-14	15-19	20-24	25-29	30-34	35-39	40-44	45-49	50-54	55-59	60-64	65-69	70-74	75-79	80-84	85-89	90+	Res Total	Non Res Total	Total		
25	Lyme disease	M	0	0	0	0	0	0	0	0	0	0	0	0	0	0	0	0	0	0	0	0	0	0	
		F	0	0	0	0	0	0	0	0	0	0	0	0	0	0	0	0	0	0	0	0	0	0	0
		T	0	0	0	0	0	0	0	0	0	0	0	0	0	0	0	0	0	0	0	0	0	0	0
26	Typhus fever	M	0	0	0	0	0	0	0	0	0	0	0	0	0	0	0	0	0	0	0	0	0	0	0
		F	0	0	0	0	0	0	0	0	0	0	0	0	0	0	0	0	0	0	0	0	0	0	0
		T	0	0	0	0	0	0	0	0	0	0	0	0	0	0	0	0	0	0	0	0	0	0	0
27	All other infections caused by spirochetes, chlamydia or rickettsia	M	0	0	0	0	0	0	0	0	0	0	0	0	0	0	1	0	0	0	0	1	0	1	1
		F	0	0	0	0	0	0	0	0	0	0	0	0	0	0	0	0	0	0	0	0	0	0	0
		T	0	0	0	0	0	0	0	0	0	0	0	0	0	0	1	0	0	0	0	1	0	1	1
28	Acute poliomyelitis	M	0	0	0	0	0	0	0	0	0	0	0	0	0	0	0	0	0	0	0	0	0	0	0
		F	0	0	0	0	0	0	0	0	0	0	0	0	0	0	0	0	0	0	0	0	0	0	0
		T	0	0	0	0	0	0	0	0	0	0	0	0	0	0	0	0	0	0	0	0	0	0	0
29	Rabies	M	0	0	0	0	0	0	0	0	0	0	0	0	0	0	0	0	0	0	0	0	0	0	0
		F	0	0	0	0	0	0	0	0	0	0	0	0	0	0	0	0	0	0	0	0	0	0	0
		T	0	0	0	0	0	0	0	0	0	0	0	0	0	0	0	0	0	0	0	0	0	0	0
30	Arthropod-borne viral encephalitis	M	0	0	0	0	0	0	0	0	0	0	0	0	0	0	0	0	0	0	0	0	0	0	0
		F	0	0	0	0	0	0	0	0	0	0	0	0	0	0	0	0	0	0	0	0	0	0	0
		T	0	0	0	0	0	0	0	0	0	0	0	0	0	0	0	0	0	0	0	0	0	0	0
31	Yellow fever	M	0	0	0	0	0	0	0	0	0	0	0	0	0	0	0	0	0	0	0	0	0	0	0
		F	0	0	0	0	0	0	0	0	0	0	0	0	0	0	0	0	0	0	0	0	0	0	0
		T	0	0	0	0	0	0	0	0	0	0	0	0	0	0	0	0	0	0	0	0	0	0	0
32	Other and unspecified arthropod-borne viral and hemorrhagic fevers	M	0	0	0	0	0	0	0	0	0	0	0	0	0	1	0	0	0	0	0	1	0	1	1
		F	0	0	0	0	0	0	0	0	0	0	0	0	0	0	0	0	0	0	0	0	0	0	0
		T	0	0	0	0	0	0	0	0	0	0	0	0	0	1	0	0	0	0	0	1	0	1	1
33	Herpesviral (herpes simplex) infections	M	0	0	0	0	0	0	0	0	0	0	0	0	0	0	0	0	0	0	0	0	0	0	0
		F	0	0	0	0	0	0	1	0	0	0	0	0	0	0	0	1	0	0	0	2	0	2	2
		T	0	0	0	0	0	0	1	0	0	0	0	0	0	0	0	1	0	0	0	2	0	2	2
34	Zoster (herpes zoster)	M	1	0	0	0	0	0	0	0	0	0	0	0	0	0	0	0	1	1	0	3	0	3	3
		F	0	0	0	0	0	0	0	0	0	0	0	0	0	0	0	0	0	1	1	2	0	2	2
		T	1	0	0	0	0	0	0	0	0	0	0	0	0	0	0	0	1	2	1	5	0	5	5
35	Smallpox	M	0	0	0	0	0	0	0	0	0	0	0	0	0	0	0	0	0	0	0	0	0	0	0
		F	0	0	0	0	0	0	0	0	0	0	0	0	0	0	0	0	0	0	0	0	0	0	0
		T	0	0	0	0	0	0	0	0	0	0	0	0	0	0	0	0	0	0	0	0	0	0	0
36	Measles	M	0	0	0	0	0	0	0	0	0	0	0	0	0	0	0	0	0	0	0	0	0	0	0
		F	0	0	0	0	0	0	0	0	0	0	0	0	0	0	0	0	0	0	0	0	0	0	0
		T	0	0	0	0	0	0	0	0	0	0	0	0	0	0	0	0	0	0	0	0	0	0	0

M = Male

F = Female

T = Total

(Res) Resident of Alberta

(Non Res) Non-Resident of Alberta

### Table 20

(Continued)

		0-4	5-9	10-14	15-19	20-24	25-29	30-34	35-39	40-44	45-49	50-54	55-59	60-64	65-69	70-74	75-79	80-84	85-89	90+	Res Total	Non Res Total	Total	
37 Rubella (German measles)	M	0	0	0	0	0	0	0	0	0	0	0	0	0	0	0	0	0	0	0	0	0	0	
	F	0	0	0	0	0	0	0	0	0	0	0	0	0	0	0	0	0	0	0	0	0	0	0
	T	0	0	0	0	0	0	0	0	0	0	0	0	0	0	0	0	0	0	0	0	0	0	0
38 Viral hepatitis	M	0	0	0	0	0	0	0	0	1	4	6	13	7	1	2	1	0	1	0	36	1	37	
	F	0	0	0	0	0	0	0	2	0	0	3	1	2	1	2	2	0	0	0	13	1	14	
	T	0	0	0	0	0	0	0	2	1	4	9	14	9	2	4	3	0	1	0	49	2	51	
39 Human immunodeficiency virus (HIV) disease resulting in infectious and parasitic diseases	M	0	0	0	0	0	1	0	1	0	2	1	2	0	0	0	0	0	0	0	7	1	8	
	F	0	0	0	0	0	0	0	1	2	0	2	0	0	0	0	0	0	0	0	5	0	5	
	T	0	0	0	0	0	1	0	2	2	2	3	2	0	0	0	0	0	0	0	12	1	13	
40 Human immunodeficiency virus (HIV) disease resulting in malignant neoplasms	M	0	0	0	0	0	0	1	0	0	1	0	0	1	0	0	0	0	0	0	3	0	3	
	F	0	0	0	0	0	0	0	0	0	0	0	0	0	0	0	0	0	0	0	0	0	0	
	T	0	0	0	0	0	0	1	0	0	1	0	0	1	0	0	0	0	0	0	3	0	3	
41 Human immunodeficiency virus (HIV) disease resulting in other specified diseases	M	0	0	0	0	0	0	0	0	0	3	0	1	1	0	1	0	1	0	0	7	0	7	
	F	0	0	0	0	0	0	1	0	0	0	0	0	0	0	0	0	0	0	0	1	0	1	
	T	0	0	0	0	0	0	1	0	0	3	0	1	1	0	1	0	1	0	0	8	0	8	
42 Human immunodeficiency virus (HIV) disease resulting in other conditions	M	0	0	0	0	0	0	1	0	0	0	0	0	0	2	0	0	1	0	0	4	0	4	
	F	0	0	0	0	0	0	0	0	0	0	0	0	0	0	0	0	0	0	0	0	0	0	
	T	0	0	0	0	0	0	1	0	0	0	0	0	0	2	0	0	1	0	0	4	0	4	
43 Unspecified human immunodeficiency virus (HIV) disease	M	0	0	0	0	0	0	1	0	0	0	0	0	0	0	0	0	0	0	0	1	0	1	
	F	0	0	0	0	0	0	0	0	0	0	0	0	0	0	0	0	0	0	0	0	0	0	
	T	0	0	0	0	0	0	1	0	0	0	0	0	0	0	0	0	0	0	0	1	0	1	
44 All other and unspecified viral diseases	M	0	0	0	0	0	1	0	1	0	0	0	0	0	1	1	0	0	0	0	4	0	4	
	F	1	0	0	0	0	0	0	0	0	0	1	0	1	0	0	0	0	2	1	6	0	6	
	T	1	0	0	0	0	1	0	1	0	0	1	0	1	1	1	0	0	2	1	10	0	10	
45 Mycoses	M	0	0	0	0	0	0	0	0	0	0	0	0	0	0	0	0	0	0	0	0	0	0	
	F	0	0	0	0	0	0	0	0	0	0	0	1	0	0	0	0	0	0	0	1	0	1	
	T	0	0	0	0	0	0	0	0	0	0	0	1	0	0	0	0	0	0	0	1	0	1	
46 Malaria	M	0	0	0	0	0	0	0	0	0	0	0	0	0	0	0	0	0	0	0	0	0	0	
	F	0	0	0	0	0	0	0	0	0	0	0	0	0	0	0	0	0	0	0	0	0	0	
	T	0	0	0	0	0	0	0	0	0	0	0	0	0	0	0	0	0	0	0	0	0	0	
47 Leishmaniasis	M	0	0	0	0	0	0	0	0	0	0	0	0	0	0	0	0	0	0	0	0	0	0	
	F	0	0	0	0	0	0	0	0	0	0	0	0	0	0	0	0	0	0	0	0	0	0	
	T	0	0	0	0	0	0	0	0	0	0	0	0	0	0	0	0	0	0	0	0	0	0	
48 Trypanosomiasis	M	0	0	0	0	0	0	0	0	0	0	0	0	0	0	0	0	0	0	0	0	0	0	
	F	0	0	0	0	0	0	0	0	0	0	0	0	0	0	0	0	0	0	0	0	0	0	
	T	0	0	0	0	0	0	0	0	0	0	0	0	0	0	0	0	0	0	0	0	0	0	

M = Male

F = Female

T = Total

(Res) Resident of Alberta

(Non Res) Non-Resident of Alberta

Table 20

(Continued)

		0-4	5-9	10-14	15-19	20-24	25-29	30-34	35-39	40-44	45-49	50-54	55-59	60-64	65-69	70-74	75-79	80-84	85-89	90+	Res Total	Non Res Total	Total	
49 Pneumocystosis	M	0	0	0	0	0	0	0	0	0	0	0	0	0	0	1	0	0	0	0	1	0	1	
	F	0	0	0	0	0	0	0	0	0	0	0	0	0	0	1	0	0	0	0	0	1	0	1
	T	0	0	0	0	0	0	0	0	0	0	0	0	0	0	2	0	0	0	0	0	2	0	2
50 Other and unspecified protozoal diseases	M	0	0	0	0	0	0	0	0	0	0	0	0	0	0	0	0	0	0	0	0	0	0	0
	F	0	0	0	0	0	0	0	0	0	0	0	0	0	0	0	0	0	0	0	0	0	0	0
	T	0	0	0	0	0	0	0	0	0	0	0	0	0	0	0	0	0	0	0	0	0	0	0
51 Schistosomiasis (bilharziasis)	M	0	0	0	0	0	0	0	0	0	0	0	0	0	0	0	0	0	0	0	0	0	0	0
	F	0	0	0	0	0	0	0	0	0	0	0	0	0	0	0	0	0	0	0	0	0	0	0
	T	0	0	0	0	0	0	0	0	0	0	0	0	0	0	0	0	0	0	0	0	0	0	0
52 Other and unspecified helminthiasis	M	0	0	0	0	0	0	0	0	0	0	0	0	0	0	0	0	0	0	0	0	0	0	0
	F	0	0	0	0	0	0	0	0	0	0	0	0	0	0	0	0	0	0	0	0	0	0	0
	T	0	0	0	0	0	0	0	0	0	0	0	0	0	0	0	0	0	0	0	0	0	0	0
53 Sequelae of tuberculosis	M	0	0	0	0	0	0	0	0	0	0	0	0	0	0	0	0	0	0	0	0	0	0	0
	F	0	0	0	0	0	0	0	0	0	0	0	0	0	0	0	0	0	0	0	0	0	0	0
	T	0	0	0	0	0	0	0	0	0	0	0	0	0	0	0	0	0	0	0	0	0	0	0
54 Sequelae of poliomyelitis	M	0	0	0	0	0	0	0	0	0	0	0	0	0	0	1	0	0	0	0	0	1	0	1
	F	0	0	0	0	0	0	0	0	0	0	0	0	0	0	0	0	0	1	0	0	1	0	1
	T	0	0	0	0	0	0	0	0	0	0	0	0	0	0	1	0	0	1	0	0	2	0	2
55 All other and unspecified infectious and parasitic diseases and their sequelae	M	0	0	0	0	0	0	0	0	0	0	0	0	0	0	0	0	2	2	1	5	0	5	
	F	0	0	0	0	0	0	0	0	0	0	0	0	0	0	0	3	1	0	0	4	0	4	
	T	0	0	0	0	0	0	0	0	0	0	0	0	0	0	0	3	3	2	1	9	0	9	
56 Malignant neoplasms of lip	M	0	0	0	0	0	0	0	0	0	0	0	0	0	0	0	0	0	0	0	0	0	0	0
	F	0	0	0	0	0	0	0	0	0	0	0	0	0	0	0	0	0	0	0	0	0	0	0
	T	0	0	0	0	0	0	0	0	0	0	0	0	0	0	0	0	0	0	0	0	0	0	0
57 Malignant neoplasms of tongue	M	0	0	0	0	0	0	0	1	1	1	5	1	2	2	2	2	0	1	2	18	0	18	
	F	0	0	0	0	0	0	0	0	0	1	1	2	0	1	2	3	2	1	13	0	13	0	13
	T	0	0	0	0	0	0	0	1	1	2	6	3	2	3	4	3	3	3	31	0	31	0	31
58 Malignant neoplasms of pharynx	M	0	0	0	0	1	0	1	0	0	0	2	3	4	1	4	4	1	1	22	0	22	0	22
	F	0	0	0	0	0	0	0	0	0	1	1	1	1	1	3	0	1	0	9	0	9	0	9
	T	0	0	0	0	1	0	1	0	0	1	3	4	5	2	7	4	2	1	31	0	31	0	31
59 Malignant neoplasms of other and unspecified sites within the lip, oral cavity and pharynx	M	0	0	0	0	0	0	0	0	0	1	4	4	2	0	1	1	1	1	15	0	15	0	15
	F	0	0	0	0	0	0	0	0	0	0	1	1	0	2	3	1	1	0	9	0	9	0	9
	T	0	0	0	0	0	0	0	0	0	1	5	5	2	2	4	2	2	1	24	0	24	0	24
60 Malignant neoplasms of esophagus	M	0	0	0	0	0	0	1	0	4	11	11	20	21	18	16	14	10	3	129	1	130	1	130
	F	0	0	0	0	0	1	0	0	1	2	0	1	2	7	7	2	10	2	36	0	36	0	36
	T	0	0	0	0	0	1	0	1	1	6	11	12	22	28	25	18	24	12	165	1	166	1	166

M = Male

F = Female

T = Total

(Res) Resident of Alberta

(Non Res) Non-Resident of Alberta

### Table 20

(Continued)

		0-4	5-9	10-14	15-19	20-24	25-29	30-34	35-39	40-44	45-49	50-54	55-59	60-64	65-69	70-74	75-79	80-84	85-89	90+	Res Total	Non Res Total	Total
61 Malignant neoplasms of stomach	M	0	0	0	0	0	0	0	1	3	3	3	9	13	8	13	14	7	6	2	82	1	83
	F	0	0	0	0	0	0	1	0	1	2	4	2	8	6	1	4	7	9	12	57	0	57
	T	0	0	0	0	0	0	1	1	4	5	7	11	21	14	14	18	14	15	14	139	1	140
62 Malignant neoplasms of small intestine	M	0	0	0	0	0	1	0	0	0	0	1	0	2	0	1	1	2	0	0	8	0	8
	F	0	0	0	0	0	0	0	0	0	0	1	0	0	0	0	0	0	1	1	3	0	3
	T	0	0	0	0	0	1	0	0	0	0	2	0	2	0	1	1	2	1	1	11	0	11
63 Malignant neoplasms of colon	M	0	0	0	0	0	1	0	0	4	1	14	25	32	23	27	44	25	29	8	233	1	234
	F	0	0	0	0	0	1	1	1	3	4	14	14	16	23	24	26	46	37	22	232	2	234
	T	0	0	0	0	0	2	1	1	7	5	28	39	48	46	51	70	71	66	30	465	3	468
64 Malignant neoplasms of rectosigmoid junction and rectum	M	0	0	0	0	0	0	0	0	0	6	6	11	10	12	10	9	11	5	7	87	1	88
	F	0	0	0	0	0	1	1	1	2	5	2	5	2	5	4	7	9	7	2	53	1	54
	T	0	0	0	0	0	1	1	1	2	11	8	16	12	17	14	16	20	12	9	140	2	142
65 Malignant neoplasms of anus and anal canal	M	0	0	0	0	0	0	0	0	0	0	0	0	1	0	1	1	0	0	0	3	0	3
	F	0	0	0	0	0	0	0	0	0	0	1	1	3	0	1	0	1	0	0	7	0	7
	T	0	0	0	0	0	0	0	0	0	0	1	1	4	0	2	1	1	0	0	10	0	10
66 Malignant neoplasms of liver	M	0	0	1	0	0	0	0	1	2	2	9	10	11	8	9	8	9	6	0	76	0	76
	F	0	0	0	0	0	0	0	0	0	2	0	2	4	2	4	2	3	7	1	27	0	27
	T	0	0	1	0	0	0	0	1	2	4	9	12	15	10	13	10	12	13	1	103	0	103
67 Malignant neoplasms of intrahepatic bile duct carcinoma	M	0	0	0	0	0	0	0	0	0	0	3	2	6	6	6	2	6	2	0	33	1	34
	F	0	0	0	0	0	0	0	0	1	1	0	4	3	1	4	5	5	6	0	30	1	31
	T	0	0	0	0	0	0	0	0	1	1	3	6	9	7	10	7	11	8	0	63	2	65
68 Malignant neoplasms of gallbladder and extrahepatic bile ducts	M	0	0	0	0	0	0	1	0	1	0	0	3	0	1	1	3	0	1	0	11	0	11
	F	0	0	0	0	0	0	0	0	1	0	4	4	2	1	3	5	0	1	2	23	0	23
	T	0	0	0	0	0	0	1	0	2	0	4	7	2	2	4	8	0	2	2	34	0	34
69 Malignant neoplasms of pancreas	M	0	0	0	0	0	0	0	1	3	6	5	15	19	10	17	24	33	18	8	159	0	159
	F	0	0	0	0	0	0	0	0	1	2	11	13	10	21	16	26	28	20	10	158	1	159
	T	0	0	0	0	0	0	0	1	4	8	16	28	29	31	33	50	61	38	18	317	1	318
70 Malignant neoplasms of other and ill-defined digestive organs	M	0	0	0	0	0	0	0	0	1	1	2	4	2	6	6	8	6	4	1	41	0	41
	F	0	0	0	0	0	0	0	0	1	0	2	2	3	4	2	3	8	11	8	44	0	44
	T	0	0	0	0	0	0	0	0	2	1	4	6	5	10	8	11	14	15	9	85	0	85
71 Malignant neoplasms of nasal cavity, middle ear and accessory sinuses	M	0	0	0	0	0	0	0	0	0	0	0	0	2	0	0	0	1	0	0	3	0	3
	F	0	0	0	0	0	0	0	0	0	0	0	0	0	0	2	0	0	1	0	3	0	3
	T	0	0	0	0	0	0	0	0	0	0	0	0	2	0	2	0	1	1	0	6	0	6
72 Malignant neoplasms of larynx	M	0	0	0	0	0	0	0	0	0	0	1	3	3	3	5	2	4	2	0	23	0	23
	F	0	0	0	0	0	0	0	0	0	0	0	0	0	1	1	1	0	0	0	3	0	3
	T	0	0	0	0	0	0	0	0	0	0	1	3	3	4	6	3	4	2	0	26	0	26

M = Male

F = Female

T = Total

(Res) Resident of Alberta

(Non Res) Non-Resident of Alberta

### Table 20

(Continued)

		0-4	5-9	10-14	15-19	20-24	25-29	30-34	35-39	40-44	45-49	50-54	55-59	60-64	65-69	70-74	75-79	80-84	85-89	90+	Res Total	Non Res Total	Total
73 Malignant neoplasms of trachea, bronchus and lung	M	0	0	0	0	0	0	1	0	2	12	38	62	103	103	129	125	115	53	17	760	6	766
	F	0	0	0	0	0	0	0	0	3	15	29	49	85	94	114	106	91	44	27	657	8	665
	T	0	0	0	0	0	0	1	0	5	27	67	111	188	197	243	231	206	97	44	1417	14	1431
74 Malignant neoplasms of thymus, heart, mediastinum and pleura	M	0	0	0	0	0	0	0	0	0	0	2	0	0	0	0	0	0	0	0	2	0	2
	F	0	0	0	0	0	0	0	0	0	1	1	0	0	0	0	0	0	0	0	2	0	2
	T	0	0	0	0	0	0	0	0	0	1	3	0	0	0	0	0	0	0	0	4	0	4
75 Malignant neoplasms of other and ill-defined sites in respiratory system and intra-thoracic organs	M	0	0	0	0	0	0	0	0	0	1	0	0	0	0	0	0	0	0	0	1	0	1
	F	0	0	0	0	0	0	0	0	0	0	0	0	0	0	0	0	0	0	0	0	0	0
	T	0	0	0	0	0	0	0	0	0	1	0	0	0	0	0	0	0	0	0	1	0	1
76 Malignant neoplasms of bone and articular cartilage	M	0	0	0	2	2	1	0	0	1	0	0	1	0	0	0	1	0	2	0	10	0	10
	F	0	1	0	0	1	0	1	0	0	0	1	0	0	0	0	0	0	0	0	4	0	4
	T	0	1	0	2	3	1	1	0	1	0	1	1	0	0	1	0	2	0	14	0	14	
77 Malignant melanoma of skin	M	1	0	0	0	2	0	1	0	0	4	6	9	3	6	7	5	9	7	0	60	2	62
	F	0	0	0	0	0	0	0	0	1	0	3	1	5	3	1	3	1	2	3	23	0	23
	T	1	0	0	0	2	0	1	0	1	4	9	10	8	9	8	8	10	9	3	83	2	85
78 Other malignant neoplasms of skin	M	0	0	0	0	0	0	0	0	0	0	1	0	0	1	1	2	3	1	0	9	0	9
	F	0	0	0	0	0	0	0	0	0	1	0	0	0	0	0	0	2	3	6	12	0	12
	T	0	0	0	0	0	0	0	0	0	1	1	0	0	1	1	2	5	4	6	21	0	21
79 Mesothelioma	M	0	0	0	0	0	0	0	0	0	0	2	2	3	6	8	5	5	2	1	34	0	34
	F	0	0	0	0	0	0	0	0	0	1	0	0	0	1	2	1	1	1	0	7	0	7
	T	0	0	0	0	0	0	0	0	0	1	2	2	3	7	10	6	6	3	1	41	0	41
80 Kaposi's sarcoma	M	0	0	0	0	0	0	0	0	0	0	0	0	0	0	0	0	0	0	0	0	0	0
	F	0	0	0	0	0	0	0	0	0	0	0	0	0	0	0	0	0	0	0	0	0	0
	T	0	0	0	0	0	0	0	0	0	0	0	0	0	0	0	0	0	0	0	0	0	0
81 Malignant neoplasms of other mesothelial and soft tissue	M	0	0	0	0	2	3	0	0	1	1	1	6	2	1	3	1	2	0	0	23	0	23
	F	0	0	0	0	0	0	0	1	2	0	5	4	6	5	3	5	2	1	1	35	1	36
	T	0	0	0	0	2	3	0	1	3	1	6	10	8	6	6	6	4	1	1	58	1	59
82 Malignant neoplasm of breast	M	0	0	0	0	0	0	0	0	0	0	0	0	0	0	2	0	0	0	2	0	2	
	F	0	0	0	0	0	1	1	6	13	26	34	32	31	43	35	45	54	35	34	390	1	391
	T	0	0	0	0	0	1	1	6	13	26	34	32	31	43	35	47	54	35	34	392	1	393
83 Malignant neoplasms of vulva and vagina	M	0	0	0	0	0	0	0	0	0	0	0	0	0	0	0	0	0	0	0	0	0	0
	F	0	0	0	0	0	0	0	0	0	0	1	0	1	1	1	4	1	0	1	10	0	10
	T	0	0	0	0	0	0	0	0	0	0	1	0	1	1	1	4	1	0	1	10	0	10
84 Malignant neoplasms of cervix uteri	M	0	0	0	0	0	0	0	0	0	0	0	0	0	0	0	0	0	0	0	0	0	0
	F	0	0	0	0	0	0	2	0	0	6	3	6	3	2	2	1	2	0	2	29	1	30
	T	0	0	0	0	0	0	2	0	0	6	3	6	3	2	2	1	2	0	2	29	1	30

M = Male

F = Female

T = Total

(Res) Resident of Alberta

(Non Res) Non-Resident of Alberta

Table 20

(Continued)

		0-4	5-9	10-14	15-19	20-24	25-29	30-34	35-39	40-44	45-49	50-54	55-59	60-64	65-69	70-74	75-79	80-84	85-89	90+	Res Total	Non Res Total	Total	
85 Malignant neoplasms of corpus uteri and uterus, part unspecified	M	0	0	0	0	0	0	0	0	0	0	0	0	0	0	0	0	0	0	0	0	0	0	
	F	0	0	0	0	0	0	1	0	1	0	4	5	7	10	7	3	4	5	7	7	54	1	55
	T	0	0	0	0	0	0	1	0	1	0	4	5	7	10	7	3	4	5	7	7	54	1	55
86 Malignant neoplasms of ovary	M	0	0	0	0	0	0	0	0	0	0	0	0	0	0	0	0	0	0	0	0	0	0	
	F	0	0	0	0	0	0	1	1	4	6	7	10	18	9	25	16	24	6	6	6	133	1	134
	T	0	0	0	0	0	0	1	1	4	6	7	10	18	9	25	16	24	6	6	6	133	1	134
87 Malignant neoplasms of other and unspecified female genital organs	M	0	0	0	0	0	0	0	0	0	0	0	0	0	0	0	0	0	0	0	0	0	0	
	F	0	0	0	0	0	0	0	1	0	0	0	1	1	0	0	0	1	0	0	0	4	0	4
	T	0	0	0	0	0	0	0	1	0	0	0	1	1	0	0	0	1	0	0	0	4	0	4
88 Malignant neoplasms of placenta	M	0	0	0	0	0	0	0	0	0	0	0	0	0	0	0	0	0	0	0	0	0	0	
	F	0	0	0	0	0	0	0	0	0	0	0	0	0	0	0	0	0	0	0	0	0	0	0
	T	0	0	0	0	0	0	0	0	0	0	0	0	0	0	0	0	0	0	0	0	0	0	0
89 Malignant neoplasms of prostate	M	0	0	0	0	0	0	1	0	0	1	2	11	15	26	45	75	85	72	34	367	3	370	
	F	0	0	0	0	0	0	0	0	0	0	0	0	0	0	0	0	0	0	0	0	0	0	
	T	0	0	0	0	0	0	1	0	0	1	2	11	15	26	45	75	85	72	34	367	3	370	
90 Malignant neoplasms of testis	M	0	0	0	0	1	0	1	0	0	0	1	1	0	0	0	0	0	0	0	4	0	4	
	F	0	0	0	0	0	0	0	0	0	0	0	0	0	0	0	0	0	0	0	0	0	0	
	T	0	0	0	0	1	0	1	0	0	0	1	1	0	0	0	0	0	0	0	4	0	4	
91 Malignant neoplasms of penis and other and unspecified male genital organs	M	0	0	0	0	0	0	0	0	0	0	0	0	0	1	0	0	0	0	0	1	0	1	
	F	0	0	0	0	0	0	0	0	0	0	0	0	0	0	0	0	0	0	0	0	0	0	
	T	0	0	0	0	0	0	0	0	0	0	0	0	0	0	1	0	0	0	0	0	1	0	1
92 Malignant neoplasms of kidney and renal pelvis	M	0	0	0	0	0	0	0	0	2	2	8	10	5	6	12	8	10	8	1	72	2	74	
	F	0	0	0	0	0	0	0	0	0	1	2	1	4	5	8	6	9	6	0	42	0	42	
	T	0	0	0	0	0	0	0	0	2	3	10	11	9	11	20	14	19	14	1	114	2	116	
93 Malignant neoplasms of bladder	M	0	0	0	0	0	0	0	0	1	0	4	12	3	10	12	17	27	14	13	113	0	113	
	F	0	0	0	0	0	0	0	0	0	1	0	2	5	5	7	6	8	4	3	41	0	41	
	T	0	0	0	0	0	0	0	0	1	1	4	14	8	15	19	23	35	18	16	154	0	154	
94 Malignant neoplasms of other and unspecified sites within the urinary tract	M	0	0	0	0	0	0	0	0	0	0	0	0	0	0	2	0	1	0	0	3	0	3	
	F	0	0	0	0	0	0	0	0	0	0	0	0	0	0	1	1	1	1	1	5	0	5	
	T	0	0	0	0	0	0	0	0	0	0	0	0	0	0	3	1	2	1	1	8	0	8	
95 Malignant neoplasm of eye and adnexa	M	0	0	0	0	0	0	0	0	0	0	0	0	1	0	0	0	0	0	0	1	0	1	
	F	0	0	0	0	0	0	0	0	1	1	0	0	0	0	0	0	0	1	0	3	0	3	
	T	0	0	0	0	0	0	0	0	1	1	0	0	1	0	0	0	0	1	0	4	0	4	
96 Malignant neoplasms of brain	M	2	0	1	1	1	2	3	4	4	6	14	13	14	8	9	10	8	1	1	102	0	102	
	F	2	0	0	0	0	1	2	1	1	4	3	5	11	4	6	3	6	6	3	58	1	59	
	T	4	0	1	1	1	3	5	5	5	10	17	18	25	12	15	13	14	7	4	160	1	161	

M = Male

F = Female

T = Total

(Res) Resident of Alberta

(Non Res) Non-Resident of Alberta

Table 20

(Continued)

		0-4	5-9	10-14	15-19	20-24	25-29	30-34	35-39	40-44	45-49	50-54	55-59	60-64	65-69	70-74	75-79	80-84	85-89	90+	Res Total	Non Res Total	Total	
97	Malignant neoplasms of other parts of central nervous system	M	0	0	0	0	1	0	0	0	0	0	0	0	0	1	0	0	0	0	0	2	0	2
		F	0	0	0	0	0	0	1	0	1	0	0	0	1	0	0	0	0	0	0	3	0	3
		T	0	0	0	0	1	0	1	0	1	0	0	1	1	0	0	0	0	0	0	5	0	5
98	Malignant neoplasms of thyroid and other endocrine glands	M	0	0	0	1	0	0	0	1	0	0	0	1	1	0	1	1	1	1	0	8	0	8
		F	0	1	0	0	0	0	0	0	0	0	0	0	0	3	1	5	1	2	2	13	1	14
		T	0	1	0	1	0	0	0	1	0	0	1	1	0	4	2	6	2	2	2	21	1	22
99	Other malignant neoplasms of other and unspecified sites	M	0	0	0	0	1	2	0	3	1	5	10	14	16	27	28	31	27	19	5	189	4	193
		F	0	1	0	0	0	1	1	5	1	6	6	17	20	14	15	29	25	34	16	191	2	193
		T	0	1	0	0	1	3	1	8	2	11	16	31	36	41	43	60	52	53	21	380	6	386
100	Hodgkin's disease	M	0	0	0	0	1	0	0	0	1	0	2	0	2	1	0	0	0	0	0	7	0	7
		F	0	0	0	1	0	0	1	1	1	0	0	1	1	0	0	0	0	0	0	6	1	7
		T	0	0	0	1	1	0	1	1	1	0	2	1	3	1	0	0	0	0	0	13	1	14
101	Non-Hodgkin's lymphoma	M	0	0	0	0	0	1	1	1	3	2	13	9	13	10	13	19	14	7	6	112	4	116
		F	0	0	0	0	0	0	0	0	2	2	2	6	8	9	13	14	18	5	79	2	81	
		T	0	0	0	0	0	1	1	1	3	4	15	11	19	18	22	32	28	25	11	191	6	197
102	Malignant neoplasms of other and unspecified lymphoid, hematopoietic and related tissue	M	0	0	0	0	0	0	0	0	0	0	0	0	0	1	0	0	0	0	0	1	0	1
		F	0	0	0	0	0	0	0	0	0	0	0	0	0	1	0	0	0	0	0	1	0	1
		T	0	0	0	0	0	0	0	0	0	0	0	0	0	2	0	0	0	0	0	2	0	2
103	Malignant immunoproliferative diseases	M	0	0	0	0	0	0	0	0	0	0	0	0	0	0	0	0	1	1	0	2	0	2
		F	0	0	0	0	0	0	0	0	0	0	0	0	0	1	0	0	1	0	0	2	0	2
		T	0	0	0	0	0	0	0	0	0	0	0	0	0	1	0	1	2	0	0	4	0	4
104	Multiple myeloma and malignant plasma cell neoplasms	M	0	0	0	0	0	0	0	0	1	3	3	5	4	8	8	7	8	3	3	50	0	50
		F	0	0	0	0	0	0	0	0	0	1	0	3	8	3	2	5	6	3	3	31	1	32
		T	0	0	0	0	0	0	0	0	1	4	3	8	12	11	10	12	14	6	6	81	1	82
105	Lymphoid leukemia	M	0	1	0	0	1	1	1	0	0	1	4	0	3	5	3	5	12	4	2	43	0	43
		F	0	0	0	0	1	0	0	0	1	0	1	3	0	1	1	4	3	3	3	18	1	19
		T	0	1	0	0	2	1	1	0	0	2	4	1	6	5	4	6	16	7	5	61	1	62
106	Myeloid leukemia	M	0	0	0	0	1	0	0	0	2	4	1	8	1	6	8	8	4	2	2	45	3	48
		F	0	0	0	0	0	2	0	2	0	0	1	3	5	6	6	7	3	6	6	41	1	42
		T	0	0	0	0	1	0	2	2	2	4	2	11	6	12	14	15	7	8	8	86	4	90
107	Monocytic leukemia	M	0	0	0	0	0	0	0	0	0	0	0	0	0	0	0	1	0	0	0	1	0	1
		F	0	0	0	0	0	0	0	0	0	0	0	0	0	0	0	1	0	0	0	1	0	1
		T	0	0	0	0	0	0	0	0	0	0	0	0	0	0	0	2	0	0	0	2	0	2
108	Other and unspecified leukemia	M	0	0	0	0	0	0	0	0	1	0	0	0	0	4	1	3	6	0	0	15	1	16
		F	0	0	0	0	0	0	1	0	1	0	0	2	0	2	1	0	4	5	3	19	0	19
		T	0	0	0	0	0	0	1	0	1	0	2	0	2	5	1	7	11	3	3	34	1	35

M = Male

F = Female

T = Total

(Res) Resident of Alberta

(Non Res) Non-Resident of Alberta

Table 20

(Continued)

		0-4	5-9	10-14	15-19	20-24	25-29	30-34	35-39	40-44	45-49	50-54	55-59	60-64	65-69	70-74	75-79	80-84	85-89	90+	Res Total	Non Res Total	Total	
109 Carcinoma in situ of breast and genitourinary system	M	0	0	0	0	0	0	0	0	0	0	0	0	0	0	0	0	0	0	0	0	0	0	
	F	0	0	0	0	0	0	0	0	0	0	0	0	0	0	0	0	0	0	0	0	0	0	0
	T	0	0	0	0	0	0	0	0	0	0	0	0	0	0	0	0	0	0	0	0	0	0	0
110 Carcinoma in situ of other and unspecified sites	M	0	0	0	0	0	0	0	0	0	0	0	0	0	0	0	0	0	0	0	0	0	0	
	F	0	0	0	0	0	0	0	0	0	0	0	0	0	0	0	0	0	0	0	0	0	0	0
	T	0	0	0	0	0	0	0	0	0	0	0	0	0	0	0	0	0	0	0	0	0	0	0
111 Benign neoplasms of female genital organs	M	0	0	0	0	0	0	0	0	0	0	0	0	0	0	0	0	0	0	0	0	0	0	
	F	0	0	0	0	0	0	0	0	0	0	0	0	0	0	0	0	0	0	0	0	0	0	0
	T	0	0	0	0	0	0	0	0	0	0	0	0	0	0	0	0	0	0	0	0	0	0	0
112 Benign neoplasms of eye, brain and other parts of central nervous system	M	0	0	0	0	1	0	0	1	0	0	0	0	0	0	1	0	0	1	0	1	4	0	4
	F	0	0	0	0	0	0	0	0	0	0	1	0	3	0	0	0	1	1	1	1	7	0	7
	T	0	0	0	0	1	0	0	1	0	0	1	0	3	0	0	1	1	1	2	11	0	11	
113 Benign neoplasms of other and unspecified sites	M	0	0	0	1	0	0	0	0	0	0	1	0	0	0	0	0	1	0	0	3	0	3	
	F	0	0	0	0	0	0	0	0	0	0	0	0	1	0	0	0	0	0	0	1	0	1	
	T	0	0	0	1	0	0	0	0	0	0	1	0	1	0	0	0	1	0	0	4	0	4	
114 Neoplasms of uncertain or unknown behavior of specified sites	M	0	0	0	0	0	0	1	0	0	2	3	4	4	8	8	10	10	11	3	64	3	67	
	F	2	1	0	0	1	0	2	0	0	0	2	2	4	6	5	7	6	4	4	42	1	43	
	T	2	1	0	0	1	0	3	0	0	2	3	6	6	12	14	15	17	17	7	106	4	110	
115 Neoplasm of uncertain or unknown behavior of unspecified sites	M	0	0	0	0	0	0	0	0	0	0	0	0	0	2	0	0	0	0	0	2	0	2	
	F	0	0	0	0	0	0	0	0	0	0	0	1	1	0	0	1	0	0	2	5	1	6	
	T	0	0	0	0	0	0	0	0	0	0	0	1	1	0	2	1	0	0	2	7	1	8	
116 Nutritional anemias	M	0	0	0	0	0	0	0	0	0	0	0	0	0	0	0	0	0	0	0	0	0	0	
	F	0	0	0	0	0	0	0	0	0	0	0	0	0	0	0	0	0	1	1	2	0	2	
	T	0	0	0	0	0	0	0	0	0	0	0	0	0	0	0	0	0	1	1	2	0	2	
117 Hemolytic anemias	M	0	0	0	0	0	0	1	0	0	0	0	0	0	0	0	0	0	0	0	1	0	1	
	F	1	0	0	0	0	0	0	0	0	0	0	0	0	0	1	0	0	0	0	2	0	2	
	T	1	0	0	0	0	0	1	0	0	0	0	0	0	0	1	0	0	0	0	3	0	3	
118 Aplastic anemias	M	0	0	0	0	0	0	0	0	0	0	0	0	0	1	0	0	1	2	4	0	0	4	
	F	0	0	0	0	0	0	0	0	0	0	0	0	1	0	0	2	1	1	0	5	0	5	
	T	0	0	0	0	0	0	0	0	0	0	0	0	1	0	1	2	1	2	2	9	0	9	
119 Acute posthemorrhagic and other anemias	M	0	0	0	0	0	0	0	0	0	0	0	0	0	1	1	3	1	2	3	11	0	11	
	F	0	0	0	0	0	0	0	0	0	0	0	0	0	0	2	3	0	3	2	10	0	10	
	T	0	0	0	0	0	0	0	0	0	0	0	0	0	1	3	6	1	5	5	21	0	21	
120 Coagulation defects, purpura and other hemorrhagic conditions	M	1	0	0	0	0	0	1	0	0	0	0	0	0	0	0	1	2	0	0	5	0	5	
	F	0	0	0	0	1	0	0	0	0	0	0	0	1	0	1	0	1	0	0	4	0	4	
	T	1	0	0	0	1	0	1	0	0	0	0	0	1	0	1	1	3	0	0	9	0	9	

M = Male

F = Female

T = Total

(Res) Resident of Alberta

(Non Res) Non-Resident of Alberta

Table 20

(Continued)

		0-4	5-9	10-14	15-19	20-24	25-29	30-34	35-39	40-44	45-49	50-54	55-59	60-64	65-69	70-74	75-79	80-84	85-89	90+	Res Total	Non Res Total	Total
121 Other diseases of blood and blood-forming organs	M	0	0	0	0	0	1	0	0	0	0	0	0	0	0	0	0	1	0	0	2	1	3
	F	1	0	0	0	0	1	1	0	0	0	2	0	0	1	0	1	0	0	0	7	0	7
	T	1	0	0	0	0	2	1	0	0	0	2	0	0	1	0	1	1	0	0	9	1	10
122 Certain disorders involving the immune mechanism	M	1	0	0	0	1	0	0	0	1	0	0	0	0	0	1	0	0	1	0	5	0	5
	F	0	0	0	0	0	0	0	1	0	0	0	0	1	0	0	1	1	1	2	7	0	7
	T	1	0	0	0	1	0	0	1	1	0	0	0	1	0	1	1	1	2	2	12	0	12
123 Disorders of thyroid gland	M	0	0	0	0	0	0	0	0	0	0	0	0	0	0	0	0	0	1	0	1	0	1
	F	0	0	0	0	0	0	0	0	0	0	0	0	0	0	0	0	1	1	4	6	0	6
	T	0	0	0	0	0	0	0	0	0	0	0	0	0	0	0	0	1	2	4	7	0	7
124 Diabetes mellitus	M	0	0	0	0	0	1	0	2	4	13	15	11	9	18	32	19	38	27	19	208	6	214
	F	0	0	0	0	3	1	0	1	1	3	4	1	7	9	18	22	27	41	33	171	5	176
	T	0	0	0	0	3	2	0	3	5	16	19	12	16	27	50	41	65	68	52	379	11	390
125 Disorders of pituitary gland	M	0	0	0	0	0	0	0	0	0	0	0	0	0	0	0	0	0	0	0	0	0	0
	F	0	0	0	0	0	0	1	0	0	0	0	0	0	0	0	0	1	0	0	2	0	2
	T	0	0	0	0	0	0	1	0	0	0	0	0	0	0	0	0	1	0	0	2	0	2
126 Disorders of adrenal glands	M	1	0	0	0	0	0	0	0	0	0	0	0	0	0	0	0	0	0	0	1	1	2
	F	0	0	0	0	0	0	0	0	0	0	0	0	0	0	0	0	0	0	0	0	0	0
	T	1	0	0	0	0	0	0	0	0	0	0	0	0	0	0	0	0	0	0	1	1	2
127 Diseases of thymus	M	0	0	0	0	0	0	0	0	0	0	0	0	0	0	0	0	0	0	0	0	0	0
	F	0	0	0	0	0	0	0	0	0	0	0	0	0	0	0	0	0	0	0	0	0	0
	T	0	0	0	0	0	0	0	0	0	0	0	0	0	0	0	0	0	0	0	0	0	0
128 Other endocrine diseases	M	0	0	0	0	0	0	0	0	0	0	0	0	0	1	0	0	1	0	0	2	0	2
	F	0	0	0	0	0	0	0	0	0	0	0	0	0	0	0	0	1	0	0	1	0	1
	T	0	0	0	0	0	0	0	0	0	0	0	0	0	1	0	0	2	0	0	3	0	3
129 Nutritional marasmus	M	0	0	0	0	0	0	0	0	0	0	0	0	0	0	0	0	0	1	0	1	0	1
	F	0	0	0	0	0	0	0	0	0	0	0	0	0	0	0	0	0	0	0	0	0	0
	T	0	0	0	0	0	0	0	0	0	0	0	0	0	0	0	0	0	1	0	1	0	1
130 Other and unspecified malnutrition	M	0	0	0	0	0	0	0	0	0	0	0	0	0	0	0	0	1	1	1	3	0	3
	F	0	0	0	0	0	0	0	0	0	0	0	0	0	0	0	0	0	0	1	1	0	1
	T	0	0	0	0	0	0	0	0	0	0	0	0	0	0	0	0	1	1	2	4	0	4
131 Other nutritional deficiencies	M	0	0	0	0	0	0	0	0	0	0	0	0	0	0	0	0	0	1	0	1	0	1
	F	0	0	0	0	0	0	0	0	0	0	0	0	0	0	0	0	0	2	0	2	0	2
	T	0	0	0	0	0	0	0	0	0	0	0	0	0	0	0	0	0	3	0	3	0	3
132 Obesity and other hyperalimentation	M	0	0	0	0	0	1	2	2	2	1	3	6	2	2	0	1	0	0	0	22	0	22
	F	0	0	0	0	0	0	0	0	1	1	3	2	2	1	1	1	0	0	1	13	0	13
	T	0	0	0	0	0	1	2	2	3	2	6	8	4	3	1	2	0	0	1	35	0	35

M = Male

F = Female

T = Total

(Res) Resident of Alberta

(Non Res) Non-Resident of Alberta

### Table 20

(Continued)

		0-4	5-9	10-14	15-19	20-24	25-29	30-34	35-39	40-44	45-49	50-54	55-59	60-64	65-69	70-74	75-79	80-84	85-89	90+	Res Total	Non Res Total	Total	
133 Cystic fibrosis	M	0	0	1	0	0	0	0	0	0	0	0	0	0	0	0	0	0	0	0	1	0	1	
	F	0	0	0	1	0	0	0	0	0	0	0	0	0	0	0	0	0	0	0	0	1	0	1
	T	0	0	1	1	0	0	0	0	0	0	0	0	0	0	0	0	0	0	0	0	2	0	2
134 Volume depletion, disorders of fluid, electrolyte and acid-base balance	M	0	0	0	0	0	1	1	0	0	0	0	0	0	0	1	3	0	4	4	14	0	14	
	F	1	0	0	0	0	0	0	1	0	0	0	1	1	1	0	0	0	4	9	18	0	18	
	T	1	0	0	0	0	1	1	1	0	0	0	1	1	1	1	3	0	8	13	32	0	32	
135 Other metabolic disorders	M	3	0	0	1	1	0	0	0	1	0	2	2	1	4	2	3	5	4	0	29	0	29	
	F	3	0	0	0	0	0	0	0	1	0	1	0	1	2	1	3	6	1	2	21	0	21	
	T	6	0	0	1	1	0	0	0	2	0	3	2	2	6	3	6	11	5	2	50	0	50	
136 Organic dementia	M	0	0	0	0	0	0	0	0	0	0	0	1	4	6	16	37	94	81	101	340	3	343	
	F	0	0	0	0	0	0	0	0	0	0	1	2	1	7	15	38	89	150	292	595	1	596	
	T	0	0	0	0	0	0	0	0	0	0	1	3	5	13	31	75	183	231	393	935	4	939	
137 Other and unspecified organic mental disorders	M	0	0	0	0	0	0	0	0	0	0	0	0	4	5	5	4	10	6	5	39	0	39	
	F	0	0	0	0	0	0	0	0	0	0	0	4	0	2	0	4	3	5	4	22	0	22	
	T	0	0	0	0	0	0	0	0	0	0	0	4	4	7	5	8	13	11	9	61	0	61	
138 Mental and behavioral disorders due to use of alcohol	M	0	0	0	0	0	0	0	1	9	11	15	13	11	7	6	2	3	1	2	81	4	85	
	F	0	0	0	0	0	0	1	2	5	6	2	6	4	4	0	2	0	2	0	34	0	34	
	T	0	0	0	0	0	0	1	3	14	17	17	19	15	11	6	4	3	3	2	115	4	119	
139 Mental and behavioral disorders due to other psychoactive substance use	M	0	0	0	0	0	1	2	1	0	5	2	1	1	0	0	0	0	0	0	13	1	14	
	F	0	0	0	0	0	0	0	0	3	0	0	0	0	0	0	0	0	0	0	3	0	3	
	T	0	0	0	0	0	1	2	1	3	5	2	1	1	0	0	0	0	0	0	16	1	17	
140 Schizophrenia, schizotypal and delusional disorders	M	0	0	0	0	0	0	0	0	1	0	0	1	0	0	0	0	1	1	0	4	0	4	
	F	0	0	0	0	0	0	0	0	0	0	0	0	0	0	0	0	0	0	0	0	0	0	
	T	0	0	0	0	0	0	0	0	1	0	0	1	0	0	0	0	1	1	0	4	0	4	
141 Mood (affective) disorders	M	0	0	0	0	0	0	0	1	0	0	0	0	0	0	1	0	0	2	1	5	0	5	
	F	0	0	0	0	0	0	0	0	0	0	0	0	0	0	0	1	1	2	3	7	0	7	
	T	0	0	0	0	0	0	0	1	0	0	0	0	0	0	1	1	1	4	4	12	0	12	
142 Neurotic, stress-related and somatoform disorders	M	0	0	0	0	0	0	0	1	0	0	0	0	0	0	0	0	0	0	0	1	0	1	
	F	0	0	0	0	0	0	0	0	0	0	0	0	0	0	0	0	0	0	0	0	0	0	
	T	0	0	0	0	0	0	0	1	0	0	0	0	0	0	0	0	0	0	0	1	0	1	
143 Mental retardation	M	0	0	0	0	0	0	0	0	0	0	0	0	0	0	0	0	0	0	0	0	0	0	
	F	0	0	0	0	0	0	0	0	0	0	0	0	0	1	0	0	0	0	0	1	0	1	
	T	0	0	0	0	0	0	0	0	0	0	0	0	0	1	0	0	0	0	0	1	0	1	
144 Other and unspecified mental and behavioral disorders	M	0	0	0	0	0	0	0	0	0	0	0	0	0	0	0	0	0	0	0	0	0	0	
	F	0	0	0	0	0	0	0	0	0	0	0	0	0	0	0	0	0	1	0	1	1	2	
	T	0	0	0	0	0	0	0	0	0	0	0	0	0	0	0	0	0	1	0	1	1	2	

M = Male

F = Female

T = Total

(Res) Resident of Alberta

(Non Res) Non-Resident of Alberta

Table 20

(Continued)

		0-4	5-9	10-14	15-19	20-24	25-29	30-34	35-39	40-44	45-49	50-54	55-59	60-64	65-69	70-74	75-79	80-84	85-89	90+	Res		Non Res	
																					Total	Total	Total	Total
145 Meningitis	M	3	0	0	0	0	0	1	0	1	1	1	1	0	0	0	0	0	0	0	1	9	1	10
	F	0	0	0	0	0	0	0	0	0	0	0	0	0	0	0	0	0	0	0	0	0	0	0
	T	3	0	0	0	0	0	1	0	1	1	1	1	0	0	0	0	0	0	0	1	9	1	10
146 Other inflammatory diseases of central nervous system	M	0	0	0	0	0	0	0	0	0	0	1	0	0	0	2	0	0	0	0	0	3	0	3
	F	0	0	0	1	0	0	0	0	0	0	0	0	0	1	0	0	1	1	1	0	4	0	4
	T	0	0	0	1	0	0	0	0	0	0	1	0	1	1	2	0	1	1	1	0	7	0	7
147 Parkinson's disease	M	0	0	0	0	0	0	0	0	0	0	1	3	5	7	15	23	18	9	9	81	0	81	
	F	0	0	0	0	0	0	0	0	0	0	0	1	0	4	16	15	14	15	15	65	0	65	
	T	0	0	0	0	0	0	0	0	0	0	1	4	5	11	31	38	32	24	24	146	0	146	
148 Alzheimer's disease	M	0	0	0	0	0	0	0	0	0	0	1	1	8	22	29	35	35	35	131	0	131		
	F	0	0	0	0	0	0	0	0	0	0	1	2	3	18	45	88	101	258	1	259			
	T	0	0	0	0	0	0	0	0	0	0	2	3	11	40	74	123	136	389	1	390			
149 Multiple sclerosis	M	0	0	0	0	0	0	1	0	0	4	3	6	2	4	1	0	0	0	21	0	21		
	F	0	0	0	0	0	0	0	1	1	3	9	10	3	3	4	3	0	1	38	0	38		
	T	0	0	0	0	0	0	1	1	1	7	12	16	5	7	5	3	0	1	59	0	59		
150 Epilepsy	M	0	0	0	1	0	1	1	0	1	0	2	0	2	1	0	0	0	0	9	1	10		
	F	1	0	0	1	0	1	1	1	0	0	1	0	0	1	1	0	0	1	9	0	9		
	T	1	0	0	2	0	2	2	1	1	0	3	0	2	1	1	1	0	1	18	1	19		
151 Transient cerebral ischemic attacks and related syndromes	M	0	0	0	0	0	0	0	0	0	0	0	0	0	0	1	0	0	0	1	0	1		
	F	0	0	0	0	0	0	0	0	0	0	0	0	0	1	0	0	1	1	3	0	3		
	T	0	0	0	0	0	0	0	0	0	0	0	0	0	1	1	0	1	1	4	0	4		
152 Infantile cerebral palsy	M	0	0	2	1	0	0	1	0	1	0	0	1	0	0	0	0	0	0	6	0	6		
	F	0	1	1	0	1	0	2	0	0	1	0	1	1	0	0	0	0	0	8	0	8		
	T	0	1	3	1	1	0	3	0	1	1	0	1	2	0	0	0	0	0	14	0	14		
153 All other diseases of nervous system	M	3	1	1	0	0	1	3	1	1	5	7	16	14	8	13	16	13	3	4	110	0	110	
	F	4	0	0	1	0	0	0	0	3	5	5	4	12	8	11	12	10	8	5	88	0	88	
	T	7	1	1	1	0	1	3	1	4	10	12	20	26	16	24	28	23	11	9	198	0	198	
154 VII. Diseases of the eye and adnexa	M	0	0	0	0	0	0	0	0	0	0	0	0	0	0	0	0	0	0	0	0	0	0	
	F	0	0	0	0	0	0	0	0	0	0	0	0	0	0	0	0	0	0	0	0	0	0	
	T	0	0	0	0	0	0	0	0	0	0	0	0	0	0	0	0	0	0	0	0	0	0	
155 VIII. Diseases of the ear and mastoid process	M	0	0	0	0	0	0	0	0	0	0	0	0	0	0	0	0	1	0	1	0	1		
	F	0	0	0	0	0	0	0	0	0	0	0	0	0	0	0	0	0	0	0	0	0		
	T	0	0	0	0	0	0	0	0	0	0	0	0	0	0	0	0	1	0	1	0	1		
156 Acute rheumatic fever	M	0	0	0	0	0	0	0	0	0	0	0	0	0	0	0	0	0	0	0	0	0		
	F	0	0	0	0	0	0	0	0	0	0	0	0	0	0	0	0	0	0	0	0	0		
	T	0	0	0	0	0	0	0	0	0	0	0	0	0	0	0	0	0	0	0	0	0		

M = Male

F = Female

T = Total

(Res) Resident of Alberta

(Non Res) Non-Resident of Alberta

Table 20

(Continued)

		0-4	5-9	10-14	15-19	20-24	25-29	30-34	35-39	40-44	45-49	50-54	55-59	60-64	65-69	70-74	75-79	80-84	85-89	90+	Res Total	Non Res Total	Total
157 Rheumatic mitral valve diseases	M	0	0	0	0	0	0	0	0	0	0	0	0	0	1	0	0	0	0	0	1	1	2
	F	0	0	0	0	0	0	0	0	0	0	0	0	0	0	2	2	0	2	1	7	0	7
	T	0	0	0	0	0	0	0	0	0	0	0	0	0	1	2	2	0	2	1	8	1	9
158 Rheumatic aortic valve diseases	M	0	0	0	0	0	0	0	0	0	0	0	0	0	0	0	0	0	0	0	0	1	1
	F	0	0	0	0	0	0	0	0	0	0	0	0	0	0	0	0	0	0	0	0	0	0
	T	0	0	0	0	0	0	0	0	0	0	0	0	0	0	0	0	0	0	0	0	0	1
160 Other chronic rheumatic heart diseases	M	0	0	0	0	0	0	0	0	0	1	1	1	1	0	0	1	1	3	1	9	0	9
	F	0	0	0	0	0	0	0	0	0	0	0	1	1	1	4	0	1	2	0	10	2	12
	T	0	0	0	0	0	0	0	0	0	0	1	2	2	1	4	1	2	5	1	19	2	21
161 Essential (primary) hypertension	M	0	0	0	0	0	0	0	0	1	1	3	4	1	3	5	2	3	6	8	37	0	37
	F	0	0	0	0	0	0	0	0	0	0	1	0	0	1	4	2	7	18	22	55	0	55
	T	0	0	0	0	0	0	0	0	1	1	4	4	1	4	9	4	10	24	30	92	0	92
162 Hypertensive heart disease	M	0	0	0	0	0	0	0	0	0	5	5	2	5	0	3	4	4	2	2	32	0	32
	F	0	0	0	0	0	0	0	0	0	0	1	4	2	3	4	2	4	8	16	44	0	44
	T	0	0	0	0	0	0	0	0	0	5	6	6	7	3	7	6	8	10	18	76	0	76
163 Hypertensive renal disease	M	0	0	0	0	0	0	0	0	0	0	0	0	0	0	2	3	8	6	6	25	0	25
	F	0	0	0	0	0	0	0	0	0	0	0	1	0	1	2	3	5	9	9	30	0	30
	T	0	0	0	0	0	0	0	0	0	0	0	1	0	1	4	6	13	15	15	55	0	55
164 Hypertensive heart and renal disease	M	0	0	0	0	0	0	0	0	0	0	0	0	0	1	0	0	0	0	2	3	0	3
	F	0	0	0	0	0	0	0	0	0	0	0	0	0	0	0	0	2	1	0	3	0	3
	T	0	0	0	0	0	0	0	0	0	0	0	0	0	1	0	0	2	1	2	6	0	6
165 Acute myocardial infarction	M	0	0	0	0	0	0	2	2	6	12	22	35	51	42	64	92	104	93	78	603	13	616
	F	0	0	0	0	0	0	0	0	1	3	7	13	14	20	26	46	57	111	133	431	6	437
	T	0	0	0	0	0	0	2	2	7	15	29	48	65	62	90	138	161	204	211	1034	19	1053
166 Other acute ischemic heart diseases	M	0	0	0	0	0	0	0	0	1	0	0	0	1	1	2	7	4	1	17	0	17	
	F	0	0	0	0	0	0	0	0	0	0	2	0	1	0	1	0	6	5	5	20	0	20
	T	0	0	0	0	0	0	0	0	0	1	2	0	1	1	2	2	13	9	6	37	0	37
167 Atherosclerotic cardiovascular disease, so described	M	0	0	0	0	0	0	2	5	11	46	52	62	69	65	76	77	60	37	562	15	577	
	F	0	0	0	0	0	1	0	0	1	3	10	11	17	21	41	42	43	53	74	317	4	321
	T	0	0	0	0	0	1	0	2	6	14	56	63	79	90	106	118	120	113	111	879	19	898
168 All other forms of chronic ischemic heart disease	M	0	0	0	0	0	0	6	4	12	22	36	56	73	65	91	117	164	157	128	931	17	948
	F	0	1	0	0	0	0	1	2	2	4	10	11	13	25	43	69	112	181	308	782	7	789
	T	0	1	0	0	0	0	7	6	14	26	46	67	86	90	134	186	276	338	436	1713	24	1737
169 Pulmonary embolism	M	0	0	0	0	0	0	0	0	2	2	1	1	0	1	3	1	1	2	14	0	14	
	F	0	0	0	0	0	1	0	0	1	1	1	2	0	0	3	4	5	2	1	21	0	21
	T	0	0	0	0	0	1	0	0	1	3	3	3	1	0	4	7	6	3	3	35	0	35

M = Male

F = Female

T = Total

(Res) Resident of Alberta

(Non Res) Non-Resident of Alberta

Table 20

(Continued)

		0-4	5-9	10-14	15-19	20-24	25-29	30-34	35-39	40-44	45-49	50-54	55-59	60-64	65-69	70-74	75-79	80-84	85-89	90+	Res Total	Non Res Total	Total
170 Other pulmonary heart disease and diseases of pulmonary circulation	M	0	0	0	0	0	0	0	0	1	0	0	0	1	1	2	0	2	1	0	8	0	8
	F	0	0	0	0	0	0	0	1	0	0	1	0	1	2	1	2	3	4	3	18	0	18
	T	0	0	0	0	0	0	0	1	1	0	1	0	2	3	3	2	5	5	3	26	0	26
171 Acute and subacute endocarditis	M	0	0	0	0	0	0	0	0	0	0	0	0	1	2	1	3	1	1	0	9	0	9
	F	0	0	0	0	0	0	0	0	0	0	0	0	0	0	1	1	0	0	0	2	1	3
	T	0	0	0	0	0	0	0	0	0	0	0	0	1	2	2	4	1	1	0	11	1	12
172 Diseases of pericardium and acute myocarditis	M	0	0	0	1	0	0	0	0	0	0	0	2	0	0	0	0	0	0	0	3	0	3
	F	1	0	0	0	0	0	0	0	0	1	0	0	1	0	1	0	0	1	0	5	0	5
	T	1	0	0	1	0	0	0	0	0	1	0	2	1	0	1	0	0	1	0	8	0	8
173 Nonrheumatic mitral valve disorders	M	0	0	0	0	0	0	0	0	1	0	0	0	0	3	0	1	3	0	1	9	0	9
	F	0	0	0	0	0	0	0	0	0	0	0	0	0	1	0	3	4	0	2	10	2	12
	T	0	0	0	0	0	0	0	0	1	0	0	0	0	4	0	4	7	0	3	19	2	21
174 Nonrheumatic aortic valve disorders	M	1	0	0	0	0	0	0	1	0	0	2	0	1	2	4	2	7	8	4	32	2	34
	F	1	0	0	0	0	0	0	0	0	0	0	0	3	3	6	1	9	10	13	46	2	48
	T	2	0	0	0	0	0	0	1	0	0	2	0	4	5	10	3	16	18	17	78	4	82
175 All other diseases of endocardium	M	0	0	0	0	0	0	0	0	0	0	0	0	1	1	0	2	3	2	2	11	0	11
	F	0	0	0	0	0	0	0	0	0	1	0	0	1	1	2	3	5	6	5	24	0	24
	T	0	0	0	0	0	0	0	0	0	1	0	0	2	2	2	5	8	8	7	35	0	35
176 Cardiomyopathy	M	3	0	0	1	1	1	0	1	1	1	4	4	5	0	6	3	4	3	2	40	0	40
	F	3	0	0	0	0	1	0	3	1	1	0	3	2	3	2	5	3	2	3	32	2	34
	T	6	0	0	1	1	2	0	4	2	2	4	7	7	3	8	8	7	5	5	72	2	74
177 Conduction disorders and cardiac dysrhythmias	M	0	0	0	0	0	0	0	0	0	1	3	2	3	5	9	8	20	28	21	100	2	102
	F	0	0	0	0	0	0	0	0	0	0	2	0	1	1	6	12	28	35	62	147	0	147
	T	0	0	0	0	0	0	0	0	0	1	5	2	4	6	15	20	48	63	83	247	2	249
178 Congestive heart failure	M	0	0	0	0	0	0	0	0	0	0	0	3	1	6	6	8	31	31	28	114	0	114
	F	0	0	0	0	0	0	0	0	0	1	0	1	0	3	4	16	35	45	77	182	3	185
	T	0	0	0	0	0	0	0	0	0	1	0	4	1	9	10	24	66	76	105	296	3	299
179 Other and unspecified heart failure	M	0	0	0	0	0	0	0	0	0	0	0	0	0	0	4	5	2	2	5	18	0	18
	F	0	0	0	0	0	0	0	0	0	1	1	0	0	1	1	2	5	7	22	40	0	40
	T	0	0	0	0	0	0	0	0	0	1	1	0	0	1	5	7	7	9	27	58	0	58
180 Myocarditis, unspecified and myocardial degeneration	M	0	0	0	0	0	0	0	0	0	1	0	1	0	0	0	0	1	0	3	6	0	6
	F	0	0	0	0	0	0	0	0	0	0	0	0	0	0	0	0	0	0	1	1	0	1
	T	0	0	0	0	0	0	0	0	0	1	0	1	0	0	0	0	1	0	4	7	0	7
181 All other and ill-defined forms of heart disease	M	0	0	0	0	0	0	0	1	1	1	0	0	3	3	2	4	5	2	6	28	0	28
	F	0	0	0	0	0	0	0	0	0	0	0	0	0	2	2	3	9	12	13	41	0	41
	T	0	0	0	0	0	0	0	1	1	1	0	0	3	5	4	7	14	14	19	69	0	69

M = Male

F = Female

T = Total

(Res) Resident of Alberta

(Non Res) Non-Resident of Alberta

Table 20

(Continued)

		0-4	5-9	10-14	15-19	20-24	25-29	30-34	35-39	40-44	45-49	50-54	55-59	60-64	65-69	70-74	75-79	80-84	85-89	90+	Res Total	Non Res Total	Total
182 Subarachnoid hemorrhage	M	0	0	0	0	1	1	0	0	0	3	3	4	2	2	1	2	1	2	1	23	1	24
	F	0	1	0	0	0	0	1	0	0	3	6	3	4	2	3	4	0	2	2	31	1	32
	T	0	1	0	0	1	1	1	0	0	6	9	7	6	4	4	6	1	4	3	54	2	56
183 Intracerebral and other intracranial hemorrhage	M	0	0	0	0	0	0	1	1	2	1	4	6	4	9	8	22	18	6	3	85	2	87
	F	0	0	0	0	0	0	0	0	1	3	3	2	5	6	7	10	24	16	19	96	1	97
	T	0	0	0	0	0	0	1	1	3	4	7	8	9	15	15	32	42	22	22	181	3	184
184 Cerebral infarction	M	1	0	0	0	0	0	0	0	0	0	0	0	1	2	1	2	4	4	2	17	1	18
	F	0	0	0	0	0	0	0	0	0	0	1	1	3	1	1	0	8	4	12	31	0	31
	T	1	0	0	0	0	0	0	0	0	0	1	1	4	3	2	2	12	8	14	48	1	49
185 Stroke, not specified as hemorrhage or infarction	M	0	0	0	0	0	0	0	0	1	0	2	6	7	25	23	44	67	56	44	275	4	279
	F	0	0	0	0	0	0	0	0	0	0	3	5	3	6	21	31	61	105	169	404	3	407
	T	0	0	0	0	0	0	0	0	1	0	5	11	10	31	44	75	128	161	213	679	7	686
186 Other cerebrovascular diseases and their sequelae	M	1	0	0	0	0	0	0	1	0	1	0	1	0	3	5	8	12	12	14	58	1	59
	F	0	0	0	0	0	0	0	0	0	0	0	0	1	2	2	10	11	7	34	67	1	68
	T	1	0	0	0	0	0	0	1	0	1	0	1	1	5	7	18	23	19	48	125	2	127
187 Atherosclerosis	M	0	0	0	0	0	0	0	0	0	0	0	0	1	3	9	7	11	9	16	56	0	56
	F	0	0	0	0	0	0	0	0	0	1	0	0	1	0	5	7	22	31	55	122	1	123
	T	0	0	0	0	0	0	0	0	0	1	0	0	2	3	14	14	33	40	71	178	1	179
188 Aortic aneurysm and dissection	M	0	0	0	0	0	0	0	1	1	2	6	4	9	10	10	11	14	16	8	92	5	97
	F	0	0	0	0	1	0	0	0	0	1	1	2	0	2	6	5	6	7	10	41	2	43
	T	0	0	0	0	1	0	0	1	1	3	7	6	9	12	16	16	20	23	18	133	7	140
189 Other diseases of arteries, arterioles and capillaries	M	0	0	0	0	0	0	0	1	0	0	0	7	2	3	1	7	3	3	6	33	0	33
	F	0	0	0	0	0	0	1	1	1	0	0	2	0	3	0	4	10	8	15	45	1	46
	T	0	0	0	0	0	0	1	2	1	0	0	9	2	6	1	11	13	11	21	78	1	79
190 Phlebitis, thrombophlebitis, venous embolism and thrombosis	M	0	0	0	0	0	0	0	0	1	0	2	0	0	1	0	1	2	0	0	7	1	8
	F	0	0	0	0	1	0	0	0	3	1	0	0	1	2	1	2	2	1	2	16	0	16
	T	0	0	0	0	1	0	0	0	4	1	2	0	1	3	1	3	4	1	2	23	1	24
192 Acute pharyngitis and tonsillitis	M	0	0	0	0	0	0	0	0	0	0	0	0	0	0	0	0	0	0	0	0	0	0
	F	0	0	0	0	0	0	0	0	0	0	0	0	0	0	0	0	0	0	0	0	0	0
	T	0	0	0	0	0	0	0	0	0	0	0	0	0	0	0	0	0	0	0	0	0	0
193 Acute laryngitis and tracheitis	M	1	0	0	0	0	0	0	0	0	0	0	0	0	0	0	0	0	0	0	1	0	1
	F	0	0	0	0	0	0	0	0	0	0	0	0	0	0	0	0	0	0	0	0	0	0
	T	1	0	0	0	0	0	0	0	0	0	0	0	0	0	0	0	0	0	0	1	0	1
194 Other and unspecified acute upper respiratory infections	M	0	0	0	0	0	0	0	0	0	0	0	0	0	0	0	0	0	0	0	0	0	0
	F	0	0	0	0	0	0	0	0	0	0	0	0	0	0	0	0	0	0	0	0	0	0
	T	0	0	0	0	0	0	0	0	0	0	0	0	0	0	0	0	0	0	0	0	0	0

M = Male

F = Female

T = Total

(Res) Resident of Alberta

(Non Res) Non-Resident of Alberta

Table 20

(Continued)

		0-4	5-9	10-14	15-19	20-24	25-29	30-34	35-39	40-44	45-49	50-54	55-59	60-64	65-69	70-74	75-79	80-84	85-89	90+	Res Total	Non Res Total	Total	
195	Influenza	M	0	0	0	0	0	0	0	0	0	0	0	0	0	0	0	1	0	2	3	0	3	
		F	0	0	0	0	0	0	0	0	0	0	0	0	0	0	0	0	1	0	1	1	0	1
		T	0	0	0	0	0	0	0	0	0	0	0	0	0	0	0	1	1	2	4	0	4	
196	Viral pneumonia, not elsewhere classified	M	1	0	0	0	0	0	0	0	0	0	0	0	0	0	0	0	0	0	1	0	1	
		F	0	0	0	0	0	0	0	0	1	0	0	0	0	0	0	0	0	0	0	1	0	1
		T	1	0	0	0	0	0	0	0	1	0	0	0	0	0	0	0	0	0	0	2	0	2
197	Bacterial pneumo- nia	M	2	0	0	0	0	0	0	0	1	3	0	0	2	1	1	2	0	1	13	0	13	
		F	1	0	0	0	0	0	0	0	1	0	0	1	0	0	1	0	0	1	5	0	5	
		T	3	0	0	0	0	0	0	0	2	3	0	1	2	1	2	2	0	2	18	0	18	
198	Pneumonia due to other or unspecified organisms	M	0	0	0	0	0	0	0	1	3	8	4	7	3	6	20	34	32	37	155	0	155	
		F	2	0	0	0	0	1	0	1	4	2	4	1	5	5	7	13	29	37	70	181	2	183
		T	2	0	0	0	0	1	0	1	5	5	12	5	12	8	13	33	63	69	107	336	2	338
199	Acute bronchitis and bronchiolitis	M	1	0	0	0	0	0	0	1	0	1	0	1	0	0	0	0	0	0	4	0	4	
		F	1	0	0	0	0	0	0	0	0	1	0	0	0	0	0	1	0	1	4	0	4	
		T	2	0	0	0	0	0	0	0	1	0	2	0	1	0	0	1	0	1	8	0	8	
200	Unspecified acute lower respiratory infection	M	0	0	0	0	0	0	0	0	0	0	0	0	0	0	0	0	0	0	0	0	0	
		F	0	0	0	0	0	0	0	0	0	0	0	0	0	0	0	1	0	0	0	1	0	
		T	0	0	0	0	0	0	0	0	0	0	0	0	0	0	0	1	0	0	0	1	0	
201	Other diseases of upper respiratory tract	M	0	0	0	0	0	0	0	0	0	0	0	0	0	1	1	1	0	0	3	0	3	
		F	0	0	0	0	1	0	0	0	0	0	1	0	0	1	0	0	1	0	4	0	4	
		T	0	0	0	0	1	0	0	0	0	0	1	0	0	2	1	1	1	0	7	0	7	
202	Bronchitis, not specified as acute or chronic	M	0	0	0	0	0	0	0	0	0	0	0	0	0	0	0	0	0	0	0	0	0	
		F	0	0	0	0	0	0	0	0	0	0	0	0	0	1	0	0	0	0	1	0	1	
		T	0	0	0	0	0	0	0	0	0	0	0	0	0	1	0	0	0	0	1	0	1	
203	Chronic bronchitis	M	0	0	0	0	0	0	0	0	0	0	0	0	0	0	0	0	0	0	0	0	0	
		F	0	0	0	0	0	0	0	0	0	0	0	0	1	0	0	0	1	0	2	0	2	
		T	0	0	0	0	0	0	0	0	0	0	0	0	1	0	0	0	1	0	2	0	2	
204	Emphysema	M	0	0	0	0	0	0	0	0	0	2	1	1	3	1	11	6	5	3	33	0	33	
		F	0	0	0	0	0	0	0	0	0	1	1	0	3	4	5	4	2	4	24	0	24	
		T	0	0	0	0	0	0	0	0	0	3	2	1	6	5	16	10	7	7	57	0	57	
205	Other chronic obstructive pulmonary disease	M	0	0	0	0	0	0	0	1	1	3	9	16	23	66	80	97	84	55	435	1	436	
		F	0	0	0	0	0	0	0	0	2	7	6	15	25	48	45	76	89	75	388	2	390	
		T	0	0	0	0	0	0	0	1	3	10	15	31	48	114	125	173	173	130	823	3	826	
206	Asthma	M	0	0	1	2	2	1	0	0	1	0	0	2	0	1	1	0	0	2	13	0	13	
		F	0	0	0	0	0	0	0	0	1	1	0	0	1	0	1	0	0	0	4	0	4	
		T	0	0	1	2	2	1	0	0	2	1	0	2	1	1	2	0	0	2	17	0	17	

M = Male

F = Female

T = Total

(Res) Resident of Alberta

(Non Res) Non-Resident of Alberta

Table 20

(Continued)

		0-4	5-9	10-14	15-19	20-24	25-29	30-34	35-39	40-44	45-49	50-54	55-59	60-64	65-69	70-74	75-79	80-84	85-89	90+	Res Total	Non Res Total	Total	
207	Bronchiectasis	M	0	0	0	0	0	0	0	0	0	0	0	0	1	0	0	1	0	0	2	0	2	
		F	0	0	0	0	0	0	0	0	0	0	0	0	0	1	1	1	4	0	7	0	7	
		T	0	0	0	0	0	0	0	0	0	0	0	0	1	1	1	2	4	0	9	0	9	
208	Pneumoconioses and chemical effects	M	0	0	0	0	0	0	0	0	1	0	0	1	1	3	3	2	0	11	0	11		
		F	0	0	0	0	0	0	0	1	2	0	0	0	0	0	0	0	0	0	3	0	3	
		T	0	0	0	0	0	0	0	1	2	1	0	0	1	1	3	3	2	0	14	0	14	
209	Pneumonitis due to food and vomit	M	0	0	0	0	1	3	0	1	1	0	4	1	9	5	8	19	32	32	41	157	1	158
		F	2	0	0	0	0	1	0	1	0	1	2	2	3	5	7	7	21	33	37	122	2	124
		T	2	0	0	0	1	4	0	2	1	1	6	3	12	10	15	26	53	65	78	279	3	282
210	Other pneumonitis due to solids and liquids	M	0	0	0	0	0	0	0	0	0	0	0	0	0	0	0	0	0	0	0	0	0	
		F	0	0	0	0	0	0	0	0	0	0	0	0	0	0	0	0	0	0	0	0	0	
		T	0	0	0	0	0	0	0	0	0	0	0	0	0	0	0	0	0	0	0	0	0	
211	Other lung diseases due to external agents	M	0	0	0	0	0	0	0	0	0	0	0	0	0	0	0	0	0	0	0	0	0	
		F	0	0	0	0	0	0	0	0	0	0	0	0	0	0	0	0	0	0	1	1	0	1
		T	0	0	0	0	0	0	0	0	0	0	0	0	0	0	0	0	0	0	1	1	0	1
212	Suppurative and necrotic conditions of lower respiratory tract	M	0	0	0	0	0	0	0	0	0	1	0	0	0	0	1	1	1	0	4	0	4	
		F	0	0	0	0	0	0	0	0	1	0	0	1	1	0	0	0	0	0	3	0	3	
		T	0	0	0	0	0	0	0	0	1	0	1	1	1	0	0	1	1	1	7	0	7	
213	Pleural effusion and plaque	M	0	0	0	0	0	0	0	0	0	0	0	0	0	0	1	2	2	1	6	0	6	
		F	0	0	0	0	0	0	0	0	0	0	0	0	1	0	2	1	0	1	5	0	5	
		T	0	0	0	0	0	0	0	0	0	0	0	0	1	0	3	3	2	2	11	0	11	
214	All other diseases of respiratory system	M	0	0	0	0	0	0	0	0	1	2	3	6	5	14	21	12	15	9	88	2	90	
		F	0	0	0	0	0	0	0	1	1	2	2	3	3	9	10	12	10	10	63	1	64	
		T	0	0	0	0	0	0	0	1	2	4	5	9	8	23	31	24	25	19	151	3	154	
215	Diseases of oral cavity, salivary glands and jaws	M	0	0	0	0	0	0	0	0	1	0	0	0	1	0	0	0	0	0	2	0	2	
		F	0	0	0	0	0	0	0	0	0	0	0	0	0	0	0	0	0	0	0	0	0	
		T	0	0	0	0	0	0	0	0	1	0	0	0	1	0	0	0	0	0	2	0	2	
216	Diseases of esophagus	M	0	0	0	0	0	0	0	0	0	0	0	0	0	2	3	4	1	2	12	0	12	
		F	0	0	1	0	0	0	0	0	1	0	0	0	0	1	2	0	6	4	15	0	15	
		T	0	0	1	0	0	0	0	0	1	0	0	0	0	3	5	4	7	6	27	0	27	
217	Gastric ulcer	M	0	0	0	0	0	0	0	0	0	0	0	0	2	0	0	0	0	0	2	0	2	
		F	0	0	0	0	0	0	0	0	0	0	1	1	1	1	0	1	0	1	6	0	6	
		T	0	0	0	0	0	0	0	0	0	0	1	1	3	1	0	1	0	1	8	0	8	
218	Duodenal ulcer	M	0	0	0	0	1	0	0	0	0	0	3	0	1	0	1	1	2	1	10	0	10	
		F	0	0	0	0	0	0	0	0	0	1	0	1	0	1	2	4	5	3	17	1	18	
		T	0	0	0	0	1	0	0	0	0	1	3	1	1	1	3	5	7	4	27	1	28	

M = Male

F = Female

T = Total

(Res) Resident of Alberta

(Non Res) Non-Resident of Alberta

Table 20

(Continued)

		0-4	5-9	10-14	15-19	20-24	25-29	30-34	35-39	40-44	45-49	50-54	55-59	60-64	65-69	70-74	75-79	80-84	85-89	90+	Res Total	Non Res Total	Total
219 Peptic ulcer, site unspecified	M	0	0	0	0	0	0	0	0	0	0	0	0	2	0	2	0	1	1	0	6	0	6
	F	0	0	0	0	0	0	0	0	0	0	0	0	1	0	0	0	1	2	1	5	0	5
	T	0	0	0	0	0	0	0	0	0	0	0	0	3	0	2	0	2	3	1	11	0	11
220 Gastrojejunal ulcer	M	0	0	0	0	0	0	0	0	0	0	0	0	0	0	0	0	0	0	0	0	0	0
	F	0	0	0	0	0	0	0	0	0	0	0	0	0	0	0	0	0	0	0	0	0	0
	T	0	0	0	0	0	0	0	0	0	0	0	0	0	0	0	0	0	0	0	0	0	0
221 Gastritis and duodenitis	M	0	0	0	0	0	0	0	0	0	0	0	0	0	0	0	0	0	0	0	0	0	0
	F	0	0	0	0	0	0	0	0	0	0	0	0	0	0	0	0	0	0	0	0	0	0
	T	0	0	0	0	0	0	0	0	0	0	0	0	0	0	0	0	0	0	0	0	0	0
222 Dyspepsia and other diseases of stomach and duodenum	M	0	0	0	0	0	0	0	0	0	0	0	0	0	0	1	0	0	0	0	1	0	1
	F	0	0	0	0	0	0	0	0	0	0	0	0	0	0	0	1	1	0	0	2	0	2
	T	0	0	0	0	0	0	0	0	0	0	0	0	0	0	1	1	1	0	0	3	0	3
223 Diseases of appendix	M	0	0	0	1	1	0	0	1	0	0	0	0	0	0	0	1	0	0	0	4	1	5
	F	0	0	0	0	0	0	0	0	0	0	0	0	0	0	0	0	0	1	0	1	0	1
	T	0	0	0	1	1	0	0	1	0	0	0	0	0	0	0	1	0	1	0	5	1	6
224 Hernia	M	0	0	0	0	0	0	0	0	0	0	0	0	1	0	1	3	4	2	3	14	0	14
	F	0	0	0	0	0	0	0	0	0	0	0	0	0	1	1	0	3	6	2	13	0	13
	T	0	0	0	0	0	0	0	0	0	0	0	0	1	1	2	3	7	8	5	27	0	27
225 Crohn's disease and ulcerative colitis	M	0	0	0	0	0	2	0	0	0	1	0	0	0	1	0	1	1	1	0	7	1	8
	F	0	0	0	0	1	0	0	0	0	1	0	1	0	0	0	1	1	0	0	5	0	5
	T	0	0	0	0	1	2	0	0	0	2	0	1	0	1	0	2	2	1	0	12	1	13
226 Vascular disorders and obstruction of intestine without hernia	M	1	0	0	0	1	0	0	1	1	0	2	1	2	7	6	8	13	15	11	69	2	71
	F	0	0	0	0	0	0	0	0	0	2	5	1	2	9	5	16	17	18	36	111	2	113
	T	1	0	0	0	1	0	0	1	1	2	7	2	4	16	11	24	30	33	47	180	4	184
227 Diverticular disease of intestine	M	0	0	0	0	0	0	1	0	1	0	1	1	0	2	0	4	3	0	2	15	0	15
	F	0	0	0	0	0	0	0	0	0	1	1	0	0	1	2	1	0	3	5	14	0	14
	T	0	0	0	0	0	0	1	0	1	1	2	1	0	3	2	5	3	3	7	29	0	29
228 Other diseases of intestines and peritoneum	M	0	0	0	0	0	0	0	0	0	0	0	1	0	1	1	5	0	3	0	11	1	12
	F	0	0	0	0	0	0	0	1	1	1	0	2	3	3	4	8	3	4	2	32	0	32
	T	0	0	0	0	0	0	0	1	1	1	0	3	3	4	5	13	3	7	2	43	1	44
229 Diseases of peritoneum	M	0	0	0	0	0	0	0	0	0	0	0	0	0	0	2	2	1	3	0	8	0	8
	F	0	0	0	0	0	0	0	0	0	0	0	0	0	1	2	1	1	1	1	7	0	7
	T	0	0	0	0	0	0	0	0	0	0	0	0	0	1	4	3	2	4	1	15	0	15
230 Alcoholic liver disease	M	0	0	0	0	1	0	0	1	6	5	24	18	9	16	10	5	0	1	0	96	2	98
	F	0	0	0	0	0	1	1	2	5	10	4	9	5	3	2	4	2	0	0	48	3	51
	T	0	0	0	0	1	1	1	3	11	15	28	27	14	19	12	9	2	1	0	144	5	149

M = Male

F = Female

T = Total

(Res) Resident of Alberta

(Non Res) Non-Resident of Alberta

Table 20

(Continued)

		0-4	5-9	10-14	15-19	20-24	25-29	30-34	35-39	40-44	45-49	50-54	55-59	60-64	65-69	70-74	75-79	80-84	85-89	90+	Res Total	Non Res Total	Total	
231 Chronic hepatitis, not elsewhere classified	M	0	0	0	0	0	0	0	0	0	0	0	0	0	0	0	0	0	0	0	0	0	0	
	F	0	0	0	0	0	0	0	0	0	0	0	0	0	0	0	0	0	0	0	0	0	0	0
	T	0	0	0	0	0	0	0	0	0	0	0	0	0	0	0	0	0	0	0	0	0	0	0
232 Fibrosis and cirrhosis of liver	M	0	0	0	0	0	0	0	0	2	3	5	8	8	5	8	5	4	1	1	1	50	0	50
	F	0	0	0	0	0	1	1	0	0	1	3	0	2	6	7	1	7	0	0	0	29	0	29
	T	0	0	0	0	0	1	1	0	2	4	8	8	10	11	15	6	11	1	1	1	79	0	79
233 Other diseases of liver	M	0	0	0	0	0	0	0	1	0	3	3	6	6	7	2	2	1	2	1	1	34	0	34
	F	2	0	0	0	0	1	0	0	0	1	1	3	2	4	3	1	3	1	2	2	24	0	24
	T	2	0	0	0	0	1	0	1	0	4	4	9	8	11	5	3	4	3	3	3	58	0	58
234 Cholelithiasis and other disorders of gallbladder	M	0	0	0	0	0	0	0	0	0	0	0	0	1	0	0	2	3	0	1	1	7	0	7
	F	0	0	0	0	0	0	0	0	0	0	0	0	0	1	0	2	4	3	9	9	19	1	20
	T	0	0	0	0	0	0	0	0	0	0	0	0	1	1	0	4	7	3	10	10	26	1	27
235 Pancreatitis	M	0	0	0	0	0	0	1	0	1	1	1	2	4	4	1	3	2	1	1	1	22	4	26
	F	0	0	0	0	0	0	0	1	0	0	0	1	0	1	0	1	2	3	0	0	9	2	11
	T	0	0	0	0	0	0	1	1	1	1	1	3	4	5	1	4	4	4	1	1	31	6	37
236 Other disorders of biliary tract and pancreas	M	0	0	0	0	0	0	0	1	0	0	2	0	1	1	0	0	3	0	1	1	9	0	9
	F	0	0	0	0	0	0	0	0	0	0	0	0	0	1	0	1	2	3	1	1	8	0	8
	T	0	0	0	0	0	0	0	1	0	0	2	0	1	2	0	1	5	3	2	2	17	0	17
237 All other diseases of digestive system	M	1	0	0	0	0	0	1	0	0	0	0	1	1	0	3	10	7	9	5	5	38	2	40
	F	0	0	0	0	0	0	0	0	0	0	1	1	1	1	2	4	6	12	16	16	44	2	46
	T	1	0	0	0	0	0	1	0	0	0	1	2	2	1	5	14	13	21	21	21	82	4	86
238 Infections of skin and subcutaneous tissue	M	0	0	0	0	0	0	0	0	0	0	0	0	1	0	0	1	3	4	2	2	11	0	11
	F	0	0	0	0	0	0	0	0	0	0	0	0	1	0	1	1	0	5	1	1	9	0	9
	T	0	0	0	0	0	0	0	0	0	0	0	0	2	0	1	2	3	9	3	3	20	0	20
239 Other and unspecified diseases of skin and subcutaneous tissue	M	0	0	0	0	0	0	0	0	0	1	1	0	0	2	1	1	2	1	0	0	9	0	9
	F	0	0	0	0	0	0	1	1	0	0	0	0	0	0	0	2	1	1	2	2	8	0	8
	T	0	0	0	0	0	0	1	1	0	1	1	0	0	2	1	3	3	2	2	2	17	0	17
240 Rheumatoid arthritis and related inflammatory polyarthropathies	M	0	0	0	0	0	0	0	0	0	0	0	0	0	3	0	0	0	0	0	0	3	0	3
	F	0	0	0	0	0	0	0	0	0	0	0	0	0	1	2	3	3	2	3	3	14	1	15
	T	0	0	0	0	0	0	0	0	0	0	0	0	0	4	2	3	3	2	3	3	17	1	18
241 Systemic lupus erythematosus	M	0	0	0	0	0	0	0	1	0	0	0	0	0	1	0	0	0	0	0	0	2	0	2
	F	0	0	0	0	0	0	0	0	0	0	0	0	0	0	0	1	0	1	0	0	2	0	2
	T	0	0	0	0	0	0	0	1	0	0	0	0	0	1	0	1	0	1	0	0	4	0	4
242 Other arthropathies and related disorders	M	0	0	0	0	0	0	0	0	0	0	1	4	0	2	1	0	2	1	0	0	11	0	11
	F	0	0	0	0	0	0	0	1	0	0	1	1	0	1	2	5	1	4	2	2	18	1	19
	T	0	0	0	0	0	0	0	1	0	0	2	5	0	3	3	5	3	5	2	2	29	1	30

M = Male

F = Female

T = Total

(Res) Resident of Alberta

(Non Res) Non-Resident of Alberta

Table 20

(Continued)

		0-4	5-9	10-14	15-19	20-24	25-29	30-34	35-39	40-44	45-49	50-54	55-59	60-64	65-69	70-74	75-79	80-84	85-89	90+	Res Total	Non Res Total	Total
243 Dorsopathies	M	0	0	0	0	0	0	0	0	0	0	0	0	0	0	0	0	2	0	0	2	0	2
	F	0	0	0	0	0	0	0	0	0	0	0	0	0	0	0	2	0	0	0	2	0	2
	T	0	0	0	0	0	0	0	0	0	0	0	0	0	0	0	2	2	0	0	4	0	4
244 Soft tissue disorders	M	0	0	0	0	0	0	0	0	0	1	0	0	0	0	0	2	0	1	0	4	1	5
	F	1	0	0	0	0	0	0	0	0	0	0	0	0	1	0	0	0	0	0	2	0	2
	T	1	0	0	0	0	0	0	0	0	1	0	0	0	1	0	2	0	1	0	6	1	7
245 Osteoporosis	M	0	0	0	0	0	0	0	0	0	0	0	0	0	0	1	2	1	0	0	4	0	4
	F	0	0	0	0	0	0	0	0	0	0	0	0	0	0	2	1	0	2	11	16	0	16
	T	0	0	0	0	0	0	0	0	0	0	0	0	0	0	3	3	1	2	11	20	0	20
246 Other osteopathies, chondropathies and disorders of musculoskeletal system and connective tissue	M	0	0	0	0	0	0	0	0	0	0	0	1	0	2	1	0	3	2	2	11	0	11
	F	0	0	0	0	0	0	0	0	0	0	0	0	0	1	0	0	1	1	0	3	0	3
	T	0	0	0	0	0	0	0	0	0	0	0	1	0	3	1	0	4	3	2	14	0	14
247 Acute and rapidly progressive nephritic syndrome	M	0	0	0	0	0	0	0	0	0	0	0	0	0	0	0	0	0	0	0	0	0	0
	F	0	0	0	0	0	0	0	0	0	0	0	0	0	0	0	0	0	0	0	0	0	0
	T	0	0	0	0	0	0	0	0	0	0	0	0	0	0	0	0	0	0	0	0	0	0
248 Nephrotic syndrome	M	0	0	0	0	0	0	0	0	0	0	0	0	0	0	0	0	0	0	0	0	0	0
	F	0	0	0	0	0	0	0	0	0	0	0	0	0	0	0	0	0	0	0	0	1	1
	T	0	0	0	0	0	0	0	0	0	0	0	0	0	0	0	0	0	0	0	0	1	1
249 Other and unspecified glomerular diseases	M	0	0	0	0	0	0	0	0	0	1	0	0	0	0	0	0	1	3	1	6	0	6
	F	0	0	0	0	0	0	0	0	1	0	0	0	0	1	0	0	1	0	2	5	0	5
	T	0	0	0	0	0	0	0	0	1	1	0	0	0	1	0	0	2	3	3	11	0	11
250 Renal tubulointerstitial diseases	M	0	0	0	0	0	0	0	0	0	0	0	0	1	0	0	0	0	1	1	3	0	3
	F	1	0	0	0	0	0	0	0	0	0	0	0	0	0	0	0	0	2	1	4	0	4
	T	1	0	0	0	0	0	0	0	0	0	0	0	1	0	0	0	0	3	2	7	0	7
251 Renal failure	M	0	0	1	0	0	0	0	1	0	3	0	8	5	4	9	20	33	20	24	128	1	129
	F	1	0	0	0	2	0	1	0	0	0	1	1	3	3	11	13	29	40	55	160	0	160
	T	1	0	1	0	2	0	1	1	0	3	1	9	8	7	20	33	62	60	79	288	1	289
252 Urolithiasis	M	0	0	0	0	0	0	0	0	0	0	0	0	0	0	0	0	1	1	0	2	0	2
	F	0	0	0	0	0	0	0	0	0	0	0	0	0	1	1	0	0	0	0	2	0	2
	T	0	0	0	0	0	0	0	0	0	0	0	0	0	1	1	0	1	1	0	4	0	4
253 Other and unspecified disorders of kidney	M	0	0	0	0	0	0	0	0	0	0	0	0	0	0	0	0	0	0	0	0	0	0
	F	0	0	0	0	0	0	0	0	0	0	0	0	0	0	0	0	0	0	0	0	0	0
	T	0	0	0	0	0	0	0	0	0	0	0	0	0	0	0	0	0	0	0	0	0	0
254 Urinary tract infection, site not specified	M	0	0	0	0	0	0	0	0	0	0	0	1	1	1	1	1	5	9	5	24	0	24
	F	0	0	0	0	0	0	0	0	1	0	1	0	0	4	2	5	8	17	31	69	1	70
	T	0	0	0	0	0	0	0	0	1	0	1	1	1	5	3	6	13	26	36	93	1	94

M = Male

F = Female

T = Total

(Res) Resident of Alberta

(Non Res) Non-Resident of Alberta

Table 20

(Continued)

		0-4	5-9	10-14	15-19	20-24	25-29	30-34	35-39	40-44	45-49	50-54	55-59	60-64	65-69	70-74	75-79	80-84	85-89	90+	Res Total	Non Res Total	Total	
255 Other diseases of urinary system	M	0	0	0	0	0	0	0	0	0	0	0	0	0	0	0	0	0	1	1	2	0	2	
	F	0	0	1	0	0	0	0	0	0	1	0	1	0	1	0	1	0	1	1	1	7	0	7
	T	0	0	1	0	0	0	0	0	0	1	0	1	0	1	0	1	0	2	2	9	0	9	
256 Hyperplasia of prostate	M	0	0	0	0	0	0	0	0	0	0	0	0	0	0	0	1	1	2	3	7	0	7	
	F	0	0	0	0	0	0	0	0	0	0	0	0	0	0	0	0	0	0	0	0	0	0	
	T	0	0	0	0	0	0	0	0	0	0	0	0	0	0	0	1	1	2	3	7	0	7	
257 Other diseases of male genital organs	M	0	0	0	0	0	0	0	0	0	0	0	1	0	0	0	0	1	0	0	2	0	2	
	F	0	0	0	0	0	0	0	0	0	0	0	0	0	0	0	0	0	0	0	0	0	0	
	T	0	0	0	0	0	0	0	0	0	0	0	1	0	0	0	0	1	0	0	2	0	2	
258 Disorders of breast	M	0	0	0	0	0	0	0	0	0	0	0	0	0	0	0	0	0	0	0	0	0	0	
	F	0	0	0	0	0	0	0	0	0	0	0	0	0	0	0	0	0	0	0	0	0	0	
	T	0	0	0	0	0	0	0	0	0	0	0	0	0	0	0	0	0	0	0	0	0	0	
259 Inflammatory diseases of female pelvic organs	M	0	0	0	0	0	0	0	0	0	0	0	0	0	0	0	0	0	0	0	0	0	0	
	F	0	0	0	0	0	0	0	0	0	0	1	0	0	1	0	0	0	0	0	0	2	0	2
	T	0	0	0	0	0	0	0	0	0	0	1	0	0	1	0	0	0	0	0	2	0	2	
260 Noninflammatory disorders of female genital tract	M	0	0	0	0	0	0	0	0	0	0	0	0	0	0	0	0	0	0	0	0	0	0	
	F	0	0	0	0	0	0	0	0	0	0	0	0	0	0	1	0	1	0	1	3	0	3	
	T	0	0	0	0	0	0	0	0	0	0	0	0	0	0	1	0	1	0	1	3	0	3	
261 Ectopic pregnancy	M	0	0	0	0	0	0	0	0	0	0	0	0	0	0	0	0	0	0	0	0	0	0	
	F	0	0	0	0	0	0	0	0	0	0	0	0	0	0	0	0	0	0	0	0	0	0	
	T	0	0	0	0	0	0	0	0	0	0	0	0	0	0	0	0	0	0	0	0	0	0	
262 Spontaneous abortion	M	0	0	0	0	0	0	0	0	0	0	0	0	0	0	0	0	0	0	0	0	0	0	
	F	0	0	0	0	0	0	0	0	0	0	0	0	0	0	0	0	0	0	0	0	0	0	
	T	0	0	0	0	0	0	0	0	0	0	0	0	0	0	0	0	0	0	0	0	0	0	
263 Medical abortion	M	0	0	0	0	0	0	0	0	0	0	0	0	0	0	0	0	0	0	0	0	0	0	
	F	0	0	0	0	0	0	0	0	0	0	0	0	0	0	0	0	0	0	0	0	0	0	
	T	0	0	0	0	0	0	0	0	0	0	0	0	0	0	0	0	0	0	0	0	0	0	
264 Other abortion	M	0	0	0	0	0	0	0	0	0	0	0	0	0	0	0	0	0	0	0	0	0	0	
	F	0	0	0	0	0	0	0	0	0	0	0	0	0	0	0	0	0	0	0	0	0	0	
	T	0	0	0	0	0	0	0	0	0	0	0	0	0	0	0	0	0	0	0	0	0	0	
265 Other and unspecified pregnancy with abortive outcome	M	0	0	0	0	0	0	0	0	0	0	0	0	0	0	0	0	0	0	0	0	0	0	
	F	0	0	0	0	0	0	0	0	0	0	0	0	0	0	0	0	0	0	0	0	0	0	
	T	0	0	0	0	0	0	0	0	0	0	0	0	0	0	0	0	0	0	0	0	0	0	
266 Eclampsia and pre-eclampsia	M	0	0	0	0	0	0	0	0	0	0	0	0	0	0	0	0	0	0	0	0	0	0	
	F	0	0	0	0	0	0	0	0	0	0	0	0	0	0	0	0	0	0	0	0	0	0	
	T	0	0	0	0	0	0	0	0	0	0	0	0	0	0	0	0	0	0	0	0	0	0	

M = Male

F = Female

T = Total

(Res) Resident of Alberta

(Non Res) Non-Resident of Alberta

Table 20

(Continued)

		0-4	5-9	10-14	15-19	20-24	25-29	30-34	35-39	40-44	45-49	50-54	55-59	60-64	65-69	70-74	75-79	80-84	85-89	90+	Res Total	Non Res Total	Total	
267 Hemorrhage of pregnancy and child-birth and placenta previa	M	0	0	0	0	0	0	0	0	0	0	0	0	0	0	0	0	0	0	0	0	0	0	
	F	0	0	0	0	0	0	0	0	0	0	0	0	0	0	0	0	0	0	0	0	0	0	0
	T	0	0	0	0	0	0	0	0	0	0	0	0	0	0	0	0	0	0	0	0	0	0	0
268 Obstetric embolism	M	0	0	0	0	0	0	0	0	0	0	0	0	0	0	0	0	0	0	0	0	0	0	0
	F	0	0	0	0	0	0	0	0	0	0	0	0	0	0	0	0	0	0	0	0	0	0	0
	T	0	0	0	0	0	0	0	0	0	0	0	0	0	0	0	0	0	0	0	0	0	0	0
269 Other complications predominately related to the puerperium	M	0	0	0	0	0	0	0	0	0	0	0	0	0	0	0	0	0	0	0	0	0	0	0
	F	0	0	0	0	0	0	0	0	0	0	0	0	0	0	0	0	0	0	0	0	0	0	0
	T	0	0	0	0	0	0	0	0	0	0	0	0	0	0	0	0	0	0	0	0	0	0	0
270 All other direct obstetric causes	M	0	0	0	0	0	0	0	0	0	0	0	0	0	0	0	0	0	0	0	0	0	0	0
	F	0	0	0	0	0	0	0	0	0	0	0	0	0	0	0	0	0	0	0	0	0	0	0
	T	0	0	0	0	0	0	0	0	0	0	0	0	0	0	0	0	0	0	0	0	0	0	0
271 Obstetric death of unspecified cause	M	0	0	0	0	0	0	0	0	0	0	0	0	0	0	0	0	0	0	0	0	0	0	0
	F	0	0	0	0	0	0	0	0	0	0	0	0	0	0	0	0	0	0	0	0	0	0	0
	T	0	0	0	0	0	0	0	0	0	0	0	0	0	0	0	0	0	0	0	0	0	0	0
272 Other deaths related to pregnancy, childbirth and the puerperium	M	0	0	0	0	0	0	0	0	0	0	0	0	0	0	0	0	0	0	0	0	0	0	0
	F	0	0	0	0	0	0	0	0	0	0	0	0	0	0	0	0	0	0	0	0	0	0	0
	T	0	0	0	0	0	0	0	0	0	0	0	0	0	0	0	0	0	0	0	0	0	0	0
273 Indirect obstetric deaths	M	0	0	0	0	0	0	0	0	0	0	0	0	0	0	0	0	0	0	0	0	0	0	0
	F	0	0	0	0	0	0	0	0	0	0	0	0	0	0	0	0	0	0	0	0	0	0	0
	T	0	0	0	0	0	0	0	0	0	0	0	0	0	0	0	0	0	0	0	0	0	0	0
274 Newborn affected by maternal factors and by complications of pregnancy, labour and delivery	M	36	0	0	0	0	0	0	0	0	0	0	0	0	0	0	0	0	0	0	36	0	36	
	F	35	0	0	0	0	0	0	0	0	0	0	0	0	0	0	0	0	0	0	35	2	37	
	T	71	0	0	0	0	0	0	0	0	0	0	0	0	0	0	0	0	0	0	71	2	73	
275 Disorders related to short gestation and low birth weight, not elsewhere classified	M	17	0	0	0	0	0	0	0	0	0	0	0	0	0	0	0	0	0	0	17	0	17	
	F	9	0	0	0	0	0	0	0	0	0	0	0	0	0	0	0	0	0	0	9	0	9	
	T	26	0	0	0	0	0	0	0	0	0	0	0	0	0	0	0	0	0	0	26	0	26	
276 Birth trauma	M	0	0	0	0	0	0	0	0	0	0	0	0	0	0	0	0	0	0	0	0	0	0	0
	F	0	0	0	0	0	0	0	0	0	0	0	0	0	0	0	0	0	0	0	0	0	0	0
	T	0	0	0	0	0	0	0	0	0	0	0	0	0	0	0	0	0	0	0	0	0	0	0
277 Intrauterine hypoxia and birth asphyxia	M	2	0	0	0	0	0	0	0	0	0	0	0	0	0	0	0	0	0	0	2	0	2	
	F	7	0	0	0	0	0	0	0	0	0	0	0	0	0	0	0	0	0	0	7	0	7	
	T	9	0	0	0	0	0	0	0	0	0	0	0	0	0	0	0	0	0	0	9	0	9	
278 Respiratory distress of newborn	M	2	0	0	0	0	0	0	0	0	0	0	0	0	0	0	0	0	0	0	2	0	2	
	F	0	0	0	0	0	0	0	0	0	0	0	0	0	0	0	0	0	0	0	0	0	0	0
	T	2	0	0	0	0	0	0	0	0	0	0	0	0	0	0	0	0	0	0	2	0	2	

M = Male

F = Female

T = Total

(Res) Resident of Alberta

(Non Res) Non-Resident of Alberta

### Table 20

(Continued)

		0-4	5-9	10-14	15-19	20-24	25-29	30-34	35-39	40-44	45-49	50-54	55-59	60-64	65-69	70-74	75-79	80-84	85-89	90+	Res Total	Non Res Total	Total
279 Other respiratory conditions originating in the perinatal period	M	5	0	0	0	0	0	0	0	0	0	0	0	0	0	0	0	0	0	0	5	0	5
	F	6	0	0	0	0	0	0	0	0	0	0	0	0	0	0	0	0	0	0	6	0	6
	T	11	0	0	0	0	0	0	0	0	0	0	0	0	0	0	0	0	0	0	11	0	11
280 Infections specific to the perinatal period	M	5	0	0	0	0	0	0	0	0	0	0	0	0	0	0	0	0	0	0	5	0	5
	F	3	0	0	0	0	0	0	0	0	0	0	0	0	0	0	0	0	0	0	3	0	3
	T	8	0	0	0	0	0	0	0	0	0	0	0	0	0	0	0	0	0	0	8	0	8
281 Other and unspecified conditions originating in the perinatal period	M	25	0	0	0	0	0	0	0	0	0	0	0	0	0	0	0	0	0	0	25	1	26
	F	20	0	0	0	0	0	0	0	0	0	0	0	0	0	0	0	0	0	0	20	0	20
	T	45	0	0	0	0	0	0	0	0	0	0	0	0	0	0	0	0	0	0	45	1	46
282 Anencephaly and similar malformations	M	2	0	0	0	0	0	0	0	0	0	0	0	0	0	0	0	0	0	0	2	0	2
	F	0	0	0	0	0	0	0	0	0	0	0	0	0	0	0	0	0	0	0	0	0	0
	T	2	0	0	0	0	0	0	0	0	0	0	0	0	0	0	0	0	0	0	2	0	2
283 Spina bifida	M	1	0	0	0	0	0	0	0	0	0	0	0	0	0	0	0	0	0	0	1	0	1
	F	0	0	0	0	0	0	0	0	0	1	0	0	0	0	0	0	0	0	0	1	0	1
	T	1	0	0	0	0	0	0	0	0	1	0	0	0	0	0	0	0	0	0	2	0	2
284 All other congenital malformations of nervous system	M	3	0	1	0	0	0	0	0	0	0	0	0	0	0	0	0	0	0	0	4	0	4
	F	0	0	0	0	0	0	0	0	0	0	0	0	0	0	0	0	0	0	0	0	0	0
	T	3	0	1	0	0	0	0	0	0	0	0	0	0	0	0	0	0	0	0	4	0	4
285 Congenital malformations of heart	M	10	0	0	0	0	0	0	0	1	2	0	0	1	0	0	0	0	0	0	14	2	16
	F	6	0	0	1	1	0	0	2	0	0	0	0	0	1	0	0	1	0	0	12	4	16
	T	16	0	0	1	1	0	0	2	1	2	0	0	1	1	0	0	1	0	0	26	6	32
286 Other congenital malformations of circulatory system	M	3	0	0	0	0	0	1	0	0	0	0	0	0	0	0	0	1	0	1	6	0	6
	F	1	0	0	0	0	0	0	0	0	0	0	0	0	0	0	0	0	0	0	1	0	1
	T	4	0	0	0	0	0	1	0	0	0	0	0	0	0	0	0	1	0	1	7	0	7
287 Congenital malformations of respiratory system	M	0	0	0	0	0	0	0	0	0	0	0	0	0	0	0	0	0	0	0	0	0	0
	F	0	0	0	0	0	0	0	0	0	0	0	0	0	0	0	0	0	0	0	0	0	0
	T	0	0	0	0	0	0	0	0	0	0	0	0	0	0	0	0	0	0	0	0	0	0
288 Other congenital malformations and deformations	M	16	0	1	0	2	1	0	0	0	0	0	0	0	2	1	0	1	0	0	24	1	25
	F	11	0	0	0	1	0	0	0	0	0	0	0	1	0	0	1	0	0	0	14	1	15
	T	27	0	1	0	3	1	0	0	0	0	0	0	1	2	1	1	1	0	0	38	2	40
289 Down's syndrome	M	2	0	0	0	0	1	0	0	0	0	3	1	2	0	0	0	0	0	0	9	0	9
	F	2	0	0	0	0	0	0	0	0	1	1	2	0	0	0	0	0	0	0	6	0	6
	T	4	0	0	0	0	1	0	0	0	1	4	3	2	0	0	0	0	0	0	15	0	15
290 All other chromosomal abnormalities, not elsewhere classified	M	7	0	0	0	0	0	0	0	0	0	0	0	0	0	0	0	0	0	0	7	0	7
	F	4	1	0	0	0	0	0	0	0	0	0	1	0	0	0	0	0	0	0	6	0	6
	T	11	1	0	0	0	0	0	0	0	0	0	1	0	0	0	0	0	0	0	13	0	13

M = Male

F = Female

T = Total

(Res) Resident of Alberta

(Non Res) Non-Resident of Alberta

Table 20

(Continued)

		0-4	5-9	10-14	15-19	20-24	25-29	30-34	35-39	40-44	45-49	50-54	55-59	60-64	65-69	70-74	75-79	80-84	85-89	90+	Res Total	Non Res Total	Total
291 Senility	M	0	0	0	0	0	0	0	0	0	0	0	0	0	0	0	0	0	4	6	10	0	10
	F	0	0	0	0	0	0	0	0	0	0	0	0	0	0	0	0	2	3	20	25	0	25
	T	0	0	0	0	0	0	0	0	0	0	0	0	0	0	0	0	2	7	26	35	0	35
292 Sudden infant death syndrome	M	5	0	0	0	0	0	0	0	0	0	0	0	0	0	0	0	0	0	0	5	0	5
	F	2	0	0	0	0	0	0	0	0	0	0	0	0	0	0	0	0	0	0	2	0	2
	T	7	0	0	0	0	0	0	0	0	0	0	0	0	0	0	0	0	0	0	7	0	7
293 Other ill-defined and unknown causes of mortality	M	3	0	0	2	1	4	2	1	3	3	8	2	3	0	1	1	0	1	0	35	2	37
	F	4	0	0	4	4	1	0	2	1	3	5	3	4	0	0	2	0	0	1	34	0	34
	T	7	0	0	6	5	5	2	3	4	6	13	5	7	0	1	3	0	1	1	69	2	71
294 All other symptoms, signs and abnormal clinical and laboratory findings, not elsewhere classified	M	2	0	0	0	0	0	0	0	0	0	1	0	0	0	0	3	0	3	8	17	0	17
	F	0	0	0	0	0	0	0	0	0	0	0	0	0	0	1	2	4	8	13	28	0	28
	T	2	0	0	0	0	0	0	0	0	0	1	0	0	0	1	5	4	11	21	45	0	45
295 Railway accidents	M	0	0	0	0	0	1	0	0	0	2	0	0	0	0	0	0	0	0	0	3	0	3
	F	0	0	0	0	0	0	0	0	0	0	0	0	0	0	0	0	0	0	0	0	1	1
	T	0	0	0	0	0	1	0	0	0	2	0	0	0	0	0	0	0	0	0	3	1	4
296 Pedestrian involved in collision with motor vehicle	M	4	0	0	0	2	1	0	1	2	0	2	0	0	1	2	1	0	0	0	16	0	16
	F	0	0	0	1	0	0	0	0	1	1	2	0	1	1	0	1	0	0	0	8	0	8
	T	4	0	0	1	2	1	0	1	3	1	4	0	1	2	2	2	0	0	0	24	0	24
297 Pedalcyclist involved in collision with motor vehicle	M	0	0	0	0	0	1	0	0	0	1	0	0	0	0	1	1	0	0	0	4	0	4
	F	0	0	0	0	0	0	0	0	0	0	0	0	0	0	0	0	0	0	0	0	0	0
	T	0	0	0	0	0	1	0	0	0	1	0	0	0	0	1	1	0	0	0	4	0	4
298 Motorcyclist involved in any accident except collision with railway train	M	0	0	0	1	1	3	6	2	3	1	3	2	1	1	0	0	0	0	0	24	3	27
	F	0	0	0	0	0	0	0	0	0	1	0	0	0	0	0	0	0	0	0	1	1	2
	T	0	0	0	1	1	3	6	2	3	2	3	2	1	1	0	0	0	0	0	25	4	29
299 Motorcyclist involved in collision with railway train	M	0	0	0	0	0	0	0	0	0	0	0	0	0	0	0	0	0	0	0	0	0	0
	F	0	0	0	0	0	0	0	0	0	0	0	0	0	0	0	0	0	0	0	0	0	0
	T	0	0	0	0	0	0	0	0	0	0	0	0	0	0	0	0	0	0	0	0	0	0
300 Other motor vehicle accident involving collision with railway train	M	0	0	0	0	0	0	1	0	0	0	0	0	0	1	0	0	1	0	0	3	0	3
	F	0	2	0	0	0	0	0	1	0	0	0	0	0	0	0	0	0	0	0	3	0	3
	T	0	2	0	0	0	0	1	1	0	0	0	0	0	1	0	0	1	0	0	6	0	6
301 Occupant of motor vehicle involved in collision with other (non-motorized) road vehicle, streetcar, animal or pedestrian	M	0	0	0	0	4	2	2	2	0	0	0	0	0	0	0	0	0	0	0	10	0	10
	F	0	0	0	0	0	0	0	0	0	0	0	0	0	0	0	0	0	0	0	0	0	0
	T	0	0	0	0	4	2	2	2	0	0	0	0	0	0	0	0	0	0	0	10	0	10
302 Occupant of car, pickup truck or van involved in collision with other motor vehicle	M	0	1	1	3	6	3	1	1	2	1	3	0	3	5	2	0	1	0	0	33	2	35
	F	1	0	0	2	3	1	0	0	1	2	2	1	1	1	0	0	3	0	0	18	2	20
	T	1	1	1	5	9	4	1	1	3	3	5	1	4	6	2	0	4	0	0	51	4	55

M = Male

F = Female

T = Total

(Res) Resident of Alberta

(Non Res) Non-Resident of Alberta

Table 20

(Continued)

		0-4	5-9	10-14	15-19	20-24	25-29	30-34	35-39	40-44	45-49	50-54	55-59	60-64	65-69	70-74	75-79	80-84	85-89	90+	Res Total	Non Res Total	Total	
303 Occupant of heavy transport vehicle or bus involved in collision with other motor vehicle	M	0	0	0	0	0	0	0	0	1	1	1	0	0	0	0	0	0	0	0	3	0	3	
	F	0	0	0	0	0	0	0	0	0	0	0	0	0	0	0	0	0	0	0	0	0	0	0
	T	0	0	0	0	0	0	0	0	1	1	1	0	0	0	0	0	0	0	0	0	3	0	3
304 Occupant of motor vehicle involved in noncollision accident	M	0	0	0	1	3	0	1	1	3	0	0	0	2	0	0	0	0	0	0	11	3	14	
	F	1	0	0	0	0	0	0	0	0	0	0	0	0	0	0	0	0	0	0	1	0	1	
	T	1	0	0	1	3	0	1	1	3	0	0	0	2	0	0	0	0	0	0	12	3	15	
305 Occupant of special-use motor vehicle involved in any accident	M	0	1	1	1	3	3	1	3	0	1	2	0	1	1	0	1	0	0	0	19	2	21	
	F	0	1	0	1	0	0	1	0	0	0	1	0	0	0	0	0	0	0	0	4	0	4	
	T	0	2	1	2	3	3	2	3	0	1	3	0	1	1	0	1	0	0	0	23	2	25	
306 Other and unspecified motor vehicle accidents	M	2	0	1	6	17	22	10	13	10	5	13	6	4	4	3	3	4	2	1	126	15	141	
	F	0	2	1	9	8	6	2	3	4	3	2	1	4	0	2	1	1	0	1	50	5	55	
	T	2	2	2	15	25	28	12	16	14	8	15	7	8	4	5	4	5	2	2	176	20	196	
307 Streetcar accidents	M	0	0	0	0	0	0	0	0	0	0	0	0	0	0	0	0	0	0	0	0	0	0	
	F	0	0	0	0	0	0	0	0	0	0	0	0	0	0	0	0	0	0	0	0	0	0	
	T	0	0	0	0	0	0	0	0	0	0	0	0	0	0	0	0	0	0	0	0	0	0	
308 Other and unspecified land transport accidents	M	0	0	0	0	0	0	0	1	0	1	0	1	0	1	0	0	0	0	0	4	1	5	
	F	0	0	0	0	1	0	0	0	1	0	0	0	0	0	0	0	0	0	0	2	0	2	
	T	0	0	0	0	1	0	0	1	1	1	0	1	0	1	0	0	0	0	0	6	1	7	
309 Water transport accidents	M	0	0	0	0	1	2	0	0	1	0	0	1	1	0	0	0	0	0	0	6	0	6	
	F	0	0	0	0	0	0	0	1	0	0	0	0	0	0	0	0	0	0	0	1	0	1	
	T	0	0	0	0	1	2	0	1	1	0	0	1	1	0	0	0	0	0	0	7	0	7	
310 Air and space transport accidents	M	0	0	0	0	0	0	1	0	2	0	1	0	0	0	0	0	0	0	0	4	1	5	
	F	0	0	0	0	0	0	0	0	0	0	0	0	0	0	0	0	0	0	0	0	0	0	
	T	0	0	0	0	0	0	1	0	2	0	1	0	0	0	0	0	0	0	0	4	1	5	
311 Other and unspecified transport accidents and their sequelae	M	0	0	0	0	0	1	0	1	0	1	1	0	2	2	0	0	0	0	0	8	0	8	
	F	0	0	0	0	0	0	0	0	0	0	0	1	0	0	0	1	0	1	0	3	0	3	
	T	0	0	0	0	0	1	0	1	0	1	1	1	2	2	0	0	1	0	1	11	0	11	
312 Fall on same level	M	0	0	0	0	0	0	0	1	3	0	1	3	1	2	1	6	8	8	5	39	3	42	
	F	0	0	0	0	0	0	0	0	0	0	0	0	0	0	5	7	5	6	9	32	0	32	
	T	0	0	0	0	0	0	0	1	3	0	1	3	1	2	6	13	13	14	14	71	3	74	
313 Fall from one level to another	M	0	1	0	0	1	1	0	2	0	2	2	2	6	0	4	3	1	6	1	32	3	35	
	F	0	0	0	0	0	0	0	0	0	0	0	0	0	1	1	1	1	1	0	5	2	7	
	T	0	1	0	0	1	1	0	2	0	2	2	2	6	1	5	4	2	7	1	37	5	42	
314 Unspecified fall	M	1	0	0	0	0	1	0	0	0	1	4	0	2	3	6	7	7	7	7	46	0	46	
	F	0	0	0	0	1	0	0	0	0	0	0	0	1	1	3	4	4	5	16	35	1	36	
	T	1	0	0	0	1	1	0	0	0	1	4	0	3	4	9	11	11	12	23	81	1	82	

M = Male

F = Female

T = Total

(Res) Resident of Alberta

(Non Res) Non-Resident of Alberta

Table 20

(Continued)

		0-4	5-9	10-14	15-19	20-24	25-29	30-34	35-39	40-44	45-49	50-54	55-59	60-64	65-69	70-74	75-79	80-84	85-89	90+	Res Total	Non Res Total	Total	
315 Accidental discharge of firearms	M	0	0	0	0	0	0	0	0	0	0	0	0	0	0	0	0	0	0	0	0	0	0	
	F	0	0	0	0	0	0	0	0	0	0	0	0	0	0	0	0	0	0	0	0	0	0	0
	T	0	0	0	0	0	0	0	0	0	0	0	0	0	0	0	0	0	0	0	0	0	0	0
316 Accidental explosion	M	0	0	0	0	0	0	0	0	0	0	0	0	0	0	0	0	0	0	0	0	0	0	0
	F	0	0	0	0	0	0	0	0	0	0	0	0	0	0	0	0	0	0	0	0	0	0	0
	T	0	0	0	0	0	0	0	0	0	0	0	0	0	0	0	0	0	0	0	0	0	0	0
317 Accidental drowning and submersion	M	1	1	0	0	2	3	1	0	2	3	0	0	0	0	0	0	0	0	0	13	0	13	
	F	1	0	0	0	0	0	0	0	2	0	0	0	1	0	0	0	1	0	0	5	0	5	
	T	2	1	0	0	2	3	1	0	4	3	0	0	1	0	0	0	1	0	0	18	0	18	
318 Accidental inhalation and ingestion of food or other objects causing obstruction of respiratory tract	M	1	0	0	0	0	0	1	1	0	0	0	0	1	1	0	1	7	1	8	22	0	22	
	F	0	0	0	0	0	0	0	0	0	1	0	0	2	3	0	1	5	7	8	27	0	27	
	T	1	0	0	0	0	0	1	1	0	1	0	0	3	4	0	2	12	8	16	49	0	49	
319 Other accidental and unspecified threats to breathing	M	4	0	0	0	0	1	0	0	1	0	0	0	0	0	0	0	0	0	0	6	0	6	
	F	4	0	0	0	0	0	0	0	0	0	0	0	0	0	0	0	0	0	0	4	0	4	
	T	8	0	0	0	0	1	0	0	1	0	0	0	0	0	0	0	0	0	0	10	0	10	
320 Accidental exposure to electric current	M	0	0	0	0	0	0	1	1	0	1	1	0	1	0	0	0	0	0	0	5	0	5	
	F	0	0	0	0	0	0	0	0	0	0	0	0	0	0	0	0	0	0	0	0	0	0	
	T	0	0	0	0	0	0	1	1	0	1	1	0	1	0	0	0	0	0	0	5	0	5	
321 Accidental exposure to radiation	M	0	0	0	0	0	0	0	0	0	0	0	0	0	0	0	0	0	0	0	0	0	0	
	F	0	0	0	0	0	0	0	0	0	0	0	0	0	0	0	0	0	0	0	0	0	0	
	T	0	0	0	0	0	0	0	0	0	0	0	0	0	0	0	0	0	0	0	0	0	0	
322 Accidental exposure to smoke, fire and flames	M	0	0	1	0	1	0	0	0	0	3	1	1	0	1	0	0	1	0	0	9	0	9	
	F	0	0	0	0	0	0	0	1	0	0	0	1	0	1	0	1	2	0	0	6	0	6	
	T	0	0	1	0	1	0	0	1	0	3	1	2	0	2	0	1	3	0	0	15	0	15	
323 Accidental contact with heat and hot substances	M	0	0	0	0	0	0	0	0	0	0	0	0	0	0	0	0	0	0	0	0	0	0	
	F	0	0	0	0	0	0	0	0	0	0	0	0	0	0	0	0	0	0	0	0	0	0	
	T	0	0	0	0	0	0	0	0	0	0	0	0	0	0	0	0	0	0	0	0	0	0	
324 Lightning	M	0	0	0	0	1	0	0	0	0	0	0	0	0	0	0	0	0	0	0	1	0	1	
	F	0	0	0	0	0	0	0	0	0	0	0	0	0	0	0	0	0	0	0	0	0	0	
	T	0	0	0	0	1	0	0	0	0	0	0	0	0	0	0	0	0	0	0	1	0	1	
326 Cataclysmic storm and flood	M	0	0	0	0	0	0	0	0	0	0	0	0	0	0	0	0	0	0	0	0	0	0	
	F	0	0	0	0	0	0	0	0	0	0	0	0	0	0	0	0	0	0	0	0	0	0	
	T	0	0	0	0	0	0	0	0	0	0	0	0	0	0	0	0	0	0	0	0	0	0	
327 Accidental poisoning by and exposure to drugs and other biological substances	M	0	0	0	0	1	0	1	0	0	2	1	1	1	0	0	0	1	0	0	8	0	8	
	F	0	0	0	0	0	0	1	0	0	1	0	0	0	0	1	1	0	0	1	5	0	5	
	T	0	0	0	0	1	0	2	0	0	3	1	1	1	0	1	1	1	0	1	13	0	13	

M = Male

F = Female

T = Total

(Res) Resident of Alberta

(Non Res) Non-Resident of Alberta

Table 20

(Continued)

		0-4	5-9	10-14	15-19	20-24	25-29	30-34	35-39	40-44	45-49	50-54	55-59	60-64	65-69	70-74	75-79	80-84	85-89	90+	Res Total	Non Res Total	Total	
328	Accidental poisoning by and exposure to other and unspecified solid or liquid substances	M	1	0	0	0	1	0	0	2	0	2	1	3	1	0	0	0	0	0	0	11	0	11
		F	0	0	0	0	0	0	0	0	1	0	0	0	0	0	0	0	0	0	0	1	0	1
		T	1	0	0	0	1	0	0	2	0	3	1	3	1	0	0	0	0	0	0	12	0	12
329	Accidental poisoning by and exposure to other gases and vapors	M	0	0	0	0	0	0	1	0	1	2	0	1	1	0	0	0	0	0	0	6	0	6
		F	0	0	0	0	0	1	0	0	0	0	0	0	0	0	0	0	0	0	0	1	0	1
		T	0	0	0	0	0	1	1	0	1	2	0	1	1	0	0	0	0	0	0	7	0	7
330	All other and unspecified accidents and their sequelae	M	1	0	1	1	2	4	3	5	2	6	6	6	9	4	8	10	15	7	13	103	3	106
		F	0	0	0	1	0	0	0	0	1	1	2	2	2	0	6	7	8	22	52	0	52	
		T	1	0	1	2	2	4	3	5	2	7	7	8	11	6	8	16	22	15	35	155	3	158
331	Intentional self-poisoning (suicide) by and exposure to drugs and other biological substances	M	0	0	0	1	4	2	2	4	8	5	7	4	6	3	2	1	2	1	0	52	1	53
		F	0	0	0	1	2	4	4	3	5	12	9	6	7	1	1	3	0	1	0	59	0	59
		T	0	0	0	2	6	6	6	7	13	17	16	10	13	4	3	4	2	2	0	111	1	112
332	Intentional self-poisoning (suicide) by and exposure to other and unspecified solid or liquid substances and their vapors	M	0	0	0	0	0	0	2	0	0	1	0	0	0	0	0	0	1	0	0	4	0	4
		F	0	0	0	0	0	0	0	0	0	0	0	0	0	0	0	0	0	0	0	0	0	0
		T	0	0	0	0	0	0	2	0	0	1	0	0	0	0	0	0	0	0	0	4	0	4
333	Intentional self-poisoning (suicide) by and exposure to other gases and vapors	M	0	0	0	1	5	2	0	3	4	5	6	4	5	2	1	1	1	1	0	41	0	41
		F	0	0	0	0	0	0	0	1	0	1	1	0	0	0	2	0	0	0	0	5	0	5
		T	0	0	0	1	5	2	0	3	5	7	7	4	5	2	1	3	1	1	0	46	0	46
334	Intentional self-harm (suicide) by hanging, strangulation and suffocation	M	0	0	3	14	13	16	25	13	14	23	13	12	7	2	1	0	1	1	0	158	6	164
		F	0	0	2	8	7	4	4	6	5	2	4	2	1	1	0	0	0	0	0	46	0	46
		T	0	0	5	22	20	20	29	19	19	25	17	14	8	3	1	0	1	1	0	204	6	210
335	Intentional self-harm (suicide) by discharge of firearms	M	0	0	1	4	10	4	5	5	7	10	19	5	5	3	8	2	1	2	0	91	1	92
		F	0	0	0	0	0	0	0	1	0	0	0	0	0	0	0	0	0	0	0	1	0	1
		T	0	0	1	4	10	4	5	6	7	19	5	5	3	8	2	1	2	0	92	1	93	
336	Intentional self-harm (suicide) by jumping from a high place	M	0	0	0	4	3	3	1	5	2	1	1	1	0	1	0	0	0	0	0	22	0	22
		F	0	0	0	0	0	1	0	0	0	0	0	1	1	1	0	0	0	0	0	4	0	4
		T	0	0	0	4	3	4	1	5	2	1	1	1	1	2	0	0	0	0	0	26	0	26
337	Intentional self-harm (suicide) by all other and unspecified means and their sequelae	M	0	0	0	2	1	2	0	1	2	2	3	4	2	0	0	1	0	0	0	20	1	21
		F	0	0	0	0	1	1	3	1	1	1	1	2	0	0	0	0	0	0	0	12	0	12
		T	0	0	0	2	2	3	3	2	3	3	4	5	4	0	0	1	0	0	0	32	1	33

M = Male

F = Female

T = Total

(Res) Resident of Alberta

(Non Res) Non-Resident of Alberta

Table 20

(Continued)

		0-4	5-9	10-14	15-19	20-24	25-29	30-34	35-39	40-44	45-49	50-54	55-59	60-64	65-69	70-74	75-79	80-84	85-89	90+	Res Total	Non Res Total	Total	
338 Assault (homicide) by drugs, biological substances and other and unspecified noxious substances	M	0	0	0	0	0	0	0	0	0	0	0	0	0	0	0	0	0	0	0	0	0	0	
	F	0	0	0	0	0	0	0	0	0	0	0	0	0	0	0	0	0	0	0	0	0	0	0
	T	0	0	0	0	0	0	0	0	0	0	0	0	0	0	0	0	0	0	0	0	0	0	0
339 Assault (homicide) by hanging, strangulation and suffocation	M	1	1	0	0	0	0	0	0	0	0	0	0	0	0	0	0	0	0	0	0	2	0	2
	F	1	0	0	1	0	0	1	0	1	2	0	0	0	0	0	0	0	0	0	0	6	0	6
	T	2	1	0	1	0	0	1	0	1	2	0	0	0	0	0	0	0	0	0	0	8	0	8
340 Assault (homicide) by discharge of firearms	M	0	0	0	1	4	2	1	2	1	0	1	1	1	1	1	0	0	0	0	0	16	4	20
	F	0	0	0	0	2	2	0	0	0	2	0	0	0	0	0	0	0	0	0	0	6	0	6
	T	0	0	0	1	6	4	1	2	1	2	1	1	1	1	1	0	0	0	0	0	22	4	26
341 Assault (homicide) by sharp object	M	0	0	0	0	3	3	1	5	1	1	1	1	1	0	0	0	0	0	0	0	17	1	18
	F	0	0	0	0	1	0	0	0	0	0	0	0	0	0	0	0	0	0	0	1	2	0	2
	T	0	0	0	0	4	3	1	5	1	1	1	1	1	0	0	0	0	0	0	1	19	1	20
342 Assault (homicide) by blunt object	M	0	0	0	0	1	0	0	0	0	0	0	0	0	0	0	0	0	0	0	0	1	0	1
	F	0	0	0	0	0	0	0	0	0	0	0	0	0	0	0	0	0	0	0	0	0	0	0
	T	0	0	0	0	1	0	0	0	0	0	0	0	0	0	0	0	0	0	0	0	1	0	1
343 Assault (homicide) by bodily force	M	0	0	0	0	0	0	0	0	0	0	0	0	0	0	0	0	0	0	0	0	0	0	0
	F	0	0	0	0	0	0	0	0	0	0	0	0	0	0	0	0	0	0	0	0	0	0	0
	T	0	0	0	0	0	0	0	0	0	0	0	0	0	0	0	0	0	0	0	0	0	0	0
344 Sexual assault (homicide) by bodily force	M	0	0	0	0	0	0	0	0	0	0	0	0	0	0	0	0	0	0	0	0	0	0	0
	F	0	0	0	0	0	0	0	0	0	0	0	0	0	0	0	0	0	0	0	0	0	0	0
	T	0	0	0	0	0	0	0	0	0	0	0	0	0	0	0	0	0	0	0	0	0	0	0
345 Neglect, abandonment and other maltreatment syndromes	M	0	0	0	0	0	0	0	0	0	0	0	0	0	0	0	0	0	0	0	0	0	0	0
	F	0	0	0	0	0	0	0	0	0	0	0	0	0	0	0	0	0	0	0	0	0	0	0
	T	0	0	0	0	0	0	0	0	0	0	0	0	0	0	0	0	0	0	0	0	0	0	0
346 Assault (homicide) by all other and unspecified means and their sequelae	M	3	0	0	2	0	2	0	2	1	2	1	2	0	0	1	0	0	1	0	0	17	0	17
	F	2	0	0	0	0	0	0	0	1	1	0	0	0	0	0	0	0	0	0	0	4	1	5
	T	5	0	0	2	0	2	0	2	2	3	1	2	0	0	1	0	0	1	0	0	21	1	22
347 Poisoning by and exposure to drugs and biological substances, undetermined intent	M	0	0	1	5	13	21	16	18	15	27	25	24	7	3	1	0	0	0	0	0	176	8	184
	F	0	0	0	4	4	11	12	14	16	18	31	18	9	8	2	2	0	0	1	0	150	4	154
	T	0	0	1	9	17	32	28	32	31	45	56	42	16	11	3	2	0	0	1	0	326	12	338
348 Poisoning by and exposure to other and unspecified solid or liquid substance, undetermined intent	M	0	0	0	1	0	1	1	2	3	1	2	1	1	0	1	1	0	0	1	0	16	1	17
	F	0	0	0	0	2	1	0	0	2	2	1	0	2	3	0	0	0	0	0	0	13	0	13
	T	0	0	0	1	2	2	1	2	5	3	3	1	3	3	1	1	0	0	1	0	29	1	30

M = Male

F = Female

T = Total

(Res) Resident of Alberta

(Non Res) Non-Resident of Alberta

Table 20

(Continued)

		0-4	5-9	10-14	15-19	20-24	25-29	30-34	35-39	40-44	45-49	50-54	55-59	60-64	65-69	70-74	75-79	80-84	85-89	90+	Res Total	Non Res Total	Total
349 Poisoning by and exposure to other gases and vapors, undetermined intent	M	0	0	0	0	0	0	0	1	0	2	1	0	0	0	1	0	0	0	0	5	0	5
	F	0	0	0	0	0	0	0	0	0	0	0	0	0	0	0	0	0	0	0	0	0	0
	T	0	0	0	0	0	0	0	1	0	2	1	0	0	0	1	0	0	0	0	5	0	5
350 Discharge of firearms, undetermined intent	M	0	0	0	0	0	0	0	0	0	0	0	0	0	0	0	0	0	0	0	0	0	0
	F	0	0	0	0	0	0	0	0	0	0	0	0	0	0	0	0	0	0	0	0	0	0
	T	0	0	0	0	0	0	0	0	0	0	0	0	0	0	0	0	0	0	0	0	0	0
351 Falling, jumping or pushed from a high place, undetermined intent	M	1	0	0	0	0	0	0	0	0	0	0	0	0	0	0	0	0	1	0	2	0	2
	F	0	0	0	0	0	0	0	0	0	0	0	0	0	0	0	0	0	0	0	0	0	0
	T	1	0	0	0	0	0	0	0	0	0	0	0	0	0	0	0	0	1	0	2	0	2
352 All other and unspecified events of undetermined intent and their sequelae	M	0	0	0	2	3	0	0	0	2	2	4	3	1	0	1	0	0	0	0	18	0	18
	F	1	0	1	1	0	0	1	1	0	0	0	1	0	0	0	0	1	0	0	7	0	7
	T	1	0	1	3	3	0	1	1	2	2	4	4	1	0	1	0	1	0	0	25	0	25
353 Legal execution	M	0	0	0	0	0	0	0	0	0	0	0	0	0	0	0	0	0	0	0	0	0	0
	F	0	0	0	0	0	0	0	0	0	0	0	0	0	0	0	0	0	0	0	0	0	0
	T	0	0	0	0	0	0	0	0	0	0	0	0	0	0	0	0	0	0	0	0	0	0
354 Other legal intervention and their sequelae	M	0	0	0	0	0	0	0	2	0	0	0	0	0	0	0	0	0	0	0	2	0	2
	F	0	0	0	0	0	0	0	0	0	0	0	0	0	0	0	0	0	0	0	0	0	0
	T	0	0	0	0	0	0	0	2	0	0	0	0	0	0	0	0	0	0	0	2	0	2
355 Operations of war and their sequelae	M	0	0	0	0	1	0	0	0	0	0	0	0	0	0	0	0	0	0	0	1	0	1
	F	0	0	0	0	0	0	0	0	0	0	0	0	0	0	0	0	0	0	0	0	0	0
	T	0	0	0	0	1	0	0	0	0	0	0	0	0	0	0	0	0	0	0	1	0	1
356 Drugs, medications and biological substances causing adverse effects in therapeutic use, and their sequelae	M	0	0	0	0	0	0	0	0	0	0	0	0	0	0	1	0	1	0	0	2	0	2
	F	0	0	0	0	0	0	0	0	0	0	0	1	0	0	0	0	0	0	0	1	0	1
	T	0	0	0	0	0	0	0	0	0	0	0	1	0	0	1	0	1	0	0	3	0	3
357 Misadventures to patients during medical and surgical care and their sequelae	M	0	0	0	0	0	0	0	0	0	0	0	0	0	1	0	0	0	0	0	1	0	1
	F	1	0	0	0	0	0	0	0	0	0	0	0	0	0	0	2	0	0	0	3	0	3
	T	1	0	0	0	0	0	0	0	0	0	0	0	0	1	0	2	0	0	0	4	0	4
358 Other complications of medical and surgical care and their sequelae	M	0	0	0	0	0	0	0	0	0	0	0	0	0	0	1	1	0	4	1	7	0	7
	F	0	0	0	0	0	0	0	0	0	0	0	0	1	1	0	2	0	2	2	8	0	8
	T	0	0	0	0	0	0	0	0	0	0	0	0	1	1	1	3	0	6	3	15	0	15
NS	M	0	0	0	0	0	0	1	1	1	1	1	1	1	0	0	1	0	0	2	10	0	10
	F	1	0	0	1	0	0	0	0	0	1	1	0	1	2	0	0	0	2	0	9	0	9
	T	1	0	0	1	0	0	1	1	1	2	2	1	2	2	0	1	0	2	2	19	0	19
Total	M	198	7	20	65	137	142	129	153	203	327	581	706	804	817	1059	1352	1653	1355	1034	10742	207	10949
	F	158	13	7	40	53	49	63	78	131	221	324	370	495	584	757	998	1410	1723	2298	9772	125	9897
	T	356	20	27	105	190	191	192	231	334	548	905	1076	1299	1401	1816	2350	3063	3078	3332	20514	332	20846

M = Male

F = Female

T = Total

(Res) Resident of Alberta

(Non Res) Non-Resident of Alberta

# *Infant Death Related Statistics*


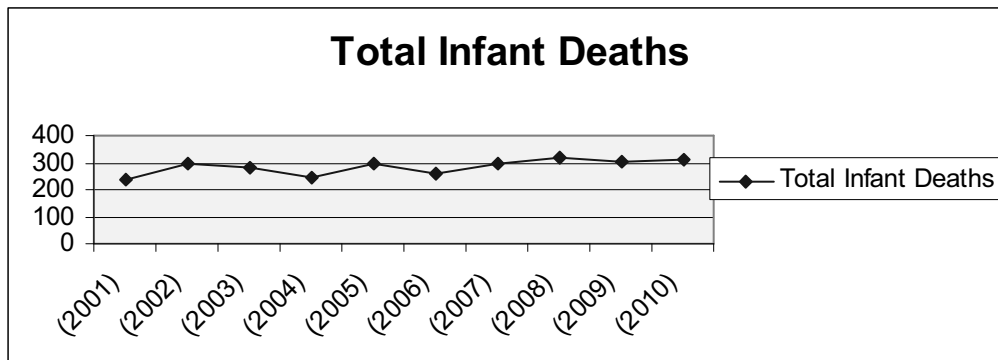


Table 21

Infant Deaths - Ten Year Comparison

Year	Total Infant Deaths
(2001)	235
(2002)	297
(2003)	284
(2004)	243
(2005)	294
(2006)	260
(2007)	300
(2008)	321
(2009)	307
(2010)	310



## Table 22

### Infant Deaths

#### Cause by Gender and Age, 2010

		*<7	7d-28d	29d-365d	Res	Non Res	Total
Acute bronchitis and bronchiolitis	M	0	0	1	1	0	1
	F	0	0	1	1	0	1
	T	0	0	2	2	0	2
All other and unspecified viral diseases	M	0	0	0	0	0	0
	F	0	0	1	1	0	1
	T	0	0	1	1	0	1
Bacterial pneumonia	M	0	0	2	2	0	2
	F	0	0	0	0	0	0
	T	0	0	2	2	0	2
Cardiomyopathy	M	1	0	1	2	0	2
	F	0	0	2	2	0	2
	T	1	0	3	4	0	4
Cerebral infarction	M	0	1	0	1	0	1
	F	0	0	0	0	0	0
	T	0	1	0	1	0	1
Malignant neoplasms of brain	M	0	0	1	1	0	1
	F	0	0	0	0	0	0
	T	0	0	1	1	0	1
Meningococcal infection	M	0	0	0	0	0	0
	F	0	0	1	1	0	1
	T	0	0	1	1	0	1
Nonrheumatic aortic valve disorders	M	0	0	1	1	0	1
	F	0	0	1	1	0	1
	T	0	0	2	2	0	2
Other diseases of liver	M	0	0	0	0	0	0
	F	0	1	1	2	0	2
	T	0	1	1	2	0	2
Pneumonitis due to food and vomit	M	0	0	0	0	0	0
	F	0	0	2	2	0	2
	T	0	0	2	2	0	2
Renal failure	M	0	0	0	0	0	0
	F	1	0	0	1	0	1
	T	1	0	0	1	0	1
Renal tubulo-interstitial diseases	M	0	0	0	0	0	0
	F	0	0	1	1	0	1
	T	0	0	1	1	0	1
Septicemia	M	0	0	1	0	1	1
	F	0	0	1	1	0	1
	T	0	0	2	1	1	2
Vascular disorders and obstruction of intestine without hernia	M	0	1	1	1	1	2
	F	0	0	0	0	0	0
	T	0	1	1	1	1	2
Viral pneumonia, not elsewhere classified	M	0	0	1	1	0	1
	F	0	0	0	0	0	0
	T	0	0	1	1	0	1
Zoster (herpes zoster)	M	0	0	1	1	0	1
	F	0	0	0	0	0	0
	T	0	0	1	1	0	1
All other and unspecified events of undetermined intent and their sequelae	M	0	0	0	0	0	0
	F	0	0	1	1	0	1
	T	0	0	1	1	0	1

\* Number of Days Old

(Res) Resident of Alberta

(Non Res) Non-Resident of Alberta

Table 22

continued

		*<7	7d-28d	29d-365d	Res	Non Res	Total
All other chromosomal abnormalities, not elsewhere classified	M	4	0	3	7	0	7
	F	3	0	0	3	0	3
All other congenital malformations of nervous system	T	7	0	3	10	0	10
	M	1	0	1	2	0	2
	F	0	0	0	0	0	0
All other diseases of nervous system	T	1	0	1	2	0	2
	M	0	1	0	1	0	1
	F	0	0	0	0	0	0
All other symptoms, signs and abnormal clinical and laboratory findings, not elsewhere classified	T	0	1	0	1	0	1
	M	0	1	0	1	0	1
	F	0	0	0	0	0	0
Anencephaly and similar malformations	T	0	1	0	1	0	1
	M	2	0	0	2	0	2
	F	0	0	0	0	0	0
Assault (homicide) by all other and unspecified means and their sequelae	T	2	0	0	2	0	2
	M	0	1	1	2	0	2
	F	0	0	0	0	0	0
Certain disorders involving the immune mechanism	T	0	1	1	2	0	2
	M	0	0	1	1	0	1
	F	0	0	0	0	0	0
Coagulation defects, purpura and other hemorrhagic conditions	T	0	0	1	1	0	1
	M	0	1	0	1	0	1
	F	0	0	0	0	0	0
Congenital malformations of heart	T	0	1	0	1	0	1
	M	2	0	6	8	0	8
	F	2	1	6	5	4	9
Disorders of adrenal glands	T	4	1	12	13	4	17
	M	0	0	1	1	0	1
	F	0	0	0	0	0	0
Disorders related to short gestation and low birth weight, not elsewhere classified	T	0	0	1	1	0	1
	M	17	0	0	17	0	17
	F	9	0	0	9	0	9
Down's syndrome	T	26	0	0	26	0	26
	M	1	1	0	2	0	2
	F	2	0	0	2	0	2
Hemolytic anemias	T	3	1	0	4	0	4
	M	0	0	0	0	0	0
	F	1	0	0	1	0	1
Infections specific to the perinatal period	T	1	0	0	1	0	1
	M	3	2	0	5	0	5
	F	1	2	0	3	0	3
Intrauterine hypoxia and birth asphyxia	T	4	4	0	8	0	8
	M	1	0	1	2	0	2
	F	7	0	0	7	0	7
Meningitis	T	8	0	1	9	0	9
	M	0	1	3	3	1	4
	F	0	0	0	0	0	0
Misadventures to patients during medical and surgical care and their sequelae	T	0	1	3	3	1	4
	M	0	0	0	0	0	0
	F	0	0	1	1	0	1
	T	0	0	1	1	0	1

\* Number of Days Old

(Res) Resident of Alberta

(Non Res) Non-Resident of Alberta

Table 22

continued

		*<7	7d-28d	29d-365d	Res	Non Res	Total
Neoplasms of uncertain or unknown behavior of specified sites	M	0	0	0	0	0	0
	F	0	0	1	1	0	1
	T	0	0	1	1	0	1
Newborn affected by maternal factors and by complications of pregnancy, labour and delivery	M	35	1	0	36	0	36
	F	37	0	0	35	2	37
	T	72	1	0	71	2	73
Occupant of motor vehicle involved in noncollision accident	M	0	0	0	0	0	0
	F	0	0	1	1	0	1
	T	0	0	1	1	0	1
Other accidental and unspecified threats to breathing	M	0	0	4	4	0	4
	F	0	1	3	4	0	4
	T	0	1	7	8	0	8
Other and unspecified conditions originating in the perinatal period	M	17	8	1	25	1	26
	F	13	7	0	20	0	20
	T	30	15	1	45	1	46
Other congenital malformations and deformations	M	10	5	0	15	0	15
	F	6	0	6	11	1	12
	T	16	5	6	26	1	27
Other congenital malformations of circulatory system	M	0	1	1	2	0	2
	F	0	0	1	1	0	1
	T	0	1	2	3	0	3
Other ill-defined and unknown causes of mortality	M	1	0	2	3	0	3
	F	0	0	3	3	0	3
	T	1	0	5	6	0	6
Other metabolic disorders	M	1	0	1	2	0	2
	F	1	1	0	2	0	2
	T	2	1	1	4	0	4
Other respiratory conditions originating in the perinatal period	M	3	1	1	5	0	5
	F	2	2	2	6	0	6
	T	5	3	3	11	0	11
Respiratory distress of newborn	M	1	1	0	2	0	2
	F	0	0	0	0	0	0
	T	1	1	0	2	0	2
Soft tissue disorders	M	0	0	0	0	0	0
	F	1	0	0	1	0	1
	T	1	0	0	1	0	1
Spina bifida	M	1	0	0	1	0	1
	F	0	0	0	0	0	0
	T	1	0	0	1	0	1
Sudden infant death syndrome	M	0	1	3	4	0	4
	F	0	0	2	2	0	2
	T	0	1	5	6	0	6
Volume depletion, disorders of fluid, electrolyte and acid-base balance	M	0	0	0	0	0	0
	F	1	0	0	1	0	1
	T	1	0	0	1	0	1
NS	M	0	0	0	0	0	0
	F	0	0	1	1	0	1
	T	0	0	1	1	0	1
Total	M	101	28	40	165	4	169
	F	87	15	39	134	7	141
	T	188	43	79	299	11	310

\* Number of Days Old

(NS) Not Stated

(Res) Resident of Alberta

(Non Res) Non-Resident of Alberta