

# *Death Related Statistics*


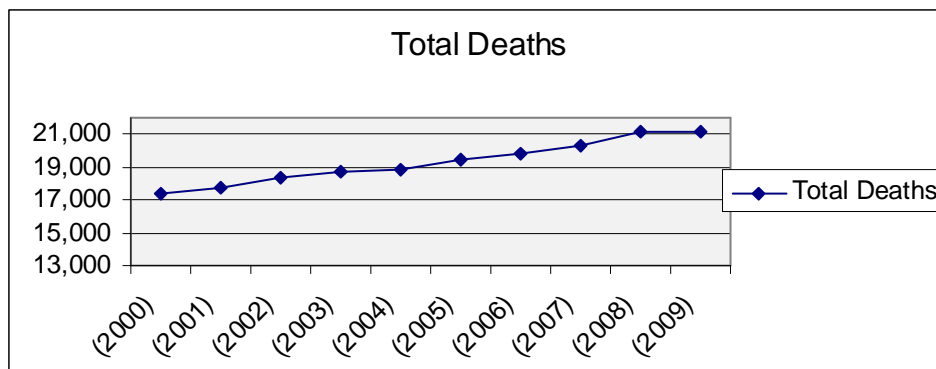


Table 18

Alberta Deaths - Ten Year Comparison

Year	Total Deaths
(2000)	17,417
(2001)	17,706
(2002)	18,356
(2003)	18,705
(2004)	18,800
(2005)	19,421
(2006)	19,867
(2007)	20,355
(2008)	21,177
(2009)	21,133



## Table 19

### Deaths

#### Leading Causes of Death, 2009

	Ranking	Total Deaths
All other forms of chronic ischemic heart disease	1	1834
Malignant neoplasms of trachea, bronchus and lung	2	1447
Acute myocardial infarction	3	1116
Atherosclerotic cardiovascular disease, so described	4	848
Organic dementia	5	847
Other chronic obstructive pulmonary disease	6	835
Stroke, not specified as hemorrhage or infarction	7	687
Malignant neoplasms of colon	8	454
Other malignant neoplasms of other and unspecified sites	9	412
Malignant neoplasm of breast	10	408
Diabetes mellitus	10	408
Alzheimer's disease	12	400
Pneumonia due to other or unspecified organisms	13	392
Malignant neoplasms of prostate	14	363
Malignant neoplasms of pancreas	15	340
Congestive heart failure	16	319
Renal failure	17	287
Poisoning by and exposure to drugs and biological substances, undetermined intent	18	284
All other diseases of nervous system	19	230
Conduction disorders and cardiac dysrhythmias	20	227
Other and unspecified motor vehicle accidents	21	214
Intentional self-harm (suicide) by hanging, strangulation and suffocation	22	213
Pneumonitis due to food and vomit	23	209
All other diseases of respiratory system	24	205
Non-Hodgkin's lymphoma	25	204
Intracerebral and other intracranial hemorrhage	26	202
Vascular disorders and obstruction of intestine without hernia	27	196
Atherosclerosis	28	186
Septicemia	29	185
All other and unspecified accidents and their sequelae	30	172

## Table 20

### Deaths

#### Cause by Gender and Age, 2009

		Age Group																		Res Total	Non Res Total	Total			
		0-4	5-9	10-14	15-19	20-24	25-29	30-34	35-39	40-44	45-49	50-54	55-59	60-64	65-69	70-74	75-79	80-84	85-89				90+		
1 Cholera	M	0	0	0	0	0	0	0	0	0	0	0	0	0	0	0	0	0	0	0	0	0	0	0	0
	F	0	0	0	0	0	0	0	0	0	0	0	0	0	0	0	0	0	0	0	0	0	0	0	0
	T	0	0	0	0	0	0	0	0	0	0	0	0	0	0	0	0	0	0	0	0	0	0	0	0
2 Typhoid fever	M	0	0	0	0	0	0	0	0	0	0	0	0	0	0	0	0	0	0	0	0	0	0	0	0
	F	0	0	0	0	0	0	0	0	0	0	0	0	0	0	0	0	0	0	0	0	0	0	0	0
	T	0	0	0	0	0	0	0	0	0	0	0	0	0	0	0	0	0	0	0	0	0	0	0	0
3 Paratyphoid fevers and other salmonella infections	M	0	0	0	0	0	0	0	0	0	0	0	0	0	0	0	0	0	0	0	0	0	0	0	0
	F	0	0	0	0	0	0	0	0	0	0	0	0	0	0	0	0	0	0	0	0	0	0	0	0
	T	0	0	0	0	0	0	0	0	0	0	0	0	0	0	0	0	0	0	0	0	0	0	0	0
4 Shigellosis	M	0	0	0	0	0	0	0	0	0	0	0	0	0	0	0	0	0	0	0	0	0	0	0	0
	F	0	0	0	0	0	0	0	0	0	0	0	0	0	0	0	0	0	0	0	0	0	0	0	0
	T	0	0	0	0	0	0	0	0	0	0	0	0	0	0	0	0	0	0	0	0	0	0	0	0
5 Other bacterial food-borne intoxications	M	0	0	0	0	0	0	0	0	0	0	0	0	0	0	0	0	0	0	0	0	0	0	0	0
	F	0	0	0	0	0	0	0	0	0	0	0	0	0	0	0	0	0	0	0	0	0	0	0	0
	T	0	0	0	0	0	0	0	0	0	0	0	0	0	0	0	0	0	0	0	0	0	0	0	0
6 Amebiasis	M	0	0	0	0	0	0	0	0	0	0	0	0	0	0	0	0	1	0	0	1	0	1	0	1
	F	1	0	0	0	0	0	0	0	0	0	0	0	0	0	0	0	0	0	0	1	0	1	0	1
	T	1	0	0	0	0	0	0	0	0	0	0	0	0	0	0	0	1	0	0	2	0	2	0	2
7 Intestinal infections due to other specified organisms	M	0	0	0	0	0	0	0	0	0	0	1	2	1	2	3	5	2	2	2	20	0	20	0	20
	F	0	0	0	0	0	0	0	0	0	0	0	2	2	0	0	8	7	8	2	29	0	29	0	29
	T	0	0	0	0	0	0	0	0	0	0	1	4	3	2	3	13	9	10	4	49	0	49	0	49
8 Diarrhea and gastroenteritis of presumed infectious origin	M	1	0	0	0	0	0	0	0	0	0	2	1	0	1	0	0	0	2	7	0	7	0	7	
	F	1	0	0	0	0	0	0	1	0	0	0	0	0	0	2	4	1	1	11	1	12	1	12	
	T	2	0	0	0	0	0	0	1	0	0	2	2	0	1	2	4	1	3	18	1	19	1	19	
9 Respiratory tuberculosis	M	0	0	0	0	0	0	0	0	0	1	0	0	0	1	0	0	1	0	3	0	3	0	3	
	F	0	0	0	0	0	0	0	0	0	0	0	0	0	0	0	0	0	0	0	0	0	0	0	
	T	0	0	0	0	0	0	0	0	0	1	0	0	0	1	0	0	1	0	3	0	3	0	3	
10 Other tuberculosis	M	0	0	0	0	0	0	0	0	0	1	0	0	0	0	0	0	0	0	1	0	1	0	1	
	F	0	0	0	0	0	0	0	0	0	0	0	0	0	1	0	0	0	0	1	0	1	0	1	
	T	0	0	0	0	0	0	0	0	0	1	0	0	0	1	0	0	0	0	2	0	2	0	2	
11 Plague	M	0	0	0	0	0	0	0	0	0	0	0	0	0	0	0	0	0	0	0	0	0	0	0	0
	F	0	0	0	0	0	0	0	0	0	0	0	0	0	0	0	0	0	0	0	0	0	0	0	0
	T	0	0	0	0	0	0	0	0	0	0	0	0	0	0	0	0	0	0	0	0	0	0	0	0
12 Brucellosis	M	0	0	0	0	0	0	0	0	0	0	0	0	0	0	0	0	0	0	0	0	0	0	0	0
	F	0	0	0	0	0	0	0	0	0	0	0	0	0	0	0	0	0	0	0	0	0	0	0	0
	T	0	0	0	0	0	0	0	0	0	0	0	0	0	0	0	0	0	0	0	0	0	0	0	0

(Res) Resident of Alberta

(Non Res) Non-Resident of Alberta

Table 20

(Continued)

		0-4	5-9	10-14	15-19	20-24	25-29	30-34	35-39	40-44	45-49	50-54	55-59	60-64	65-69	70-74	75-79	80-84	85-89	90+	Res Total	Non Res Total	Total	
13 Tetanus	M	0	0	0	0	0	0	0	0	0	0	0	0	0	0	0	0	0	0	0	0	0	0	
	F	0	0	0	0	0	0	0	0	0	0	0	0	0	0	0	0	0	0	0	0	0	0	0
	T	0	0	0	0	0	0	0	0	0	0	0	0	0	0	0	0	0	0	0	0	0	0	0
14 Diphtheria	M	0	0	0	0	0	0	0	0	0	0	0	0	0	0	0	0	0	0	0	0	0	0	0
	F	0	0	0	0	0	0	0	0	0	0	0	0	0	0	0	0	0	0	0	0	0	0	0
	T	0	0	0	0	0	0	0	0	0	0	0	0	0	0	0	0	0	0	0	0	0	0	0
15 Whooping cough	M	0	0	0	0	0	0	0	0	0	0	0	0	0	0	0	0	0	0	0	0	0	0	0
	F	0	0	0	0	0	0	0	0	0	0	0	0	0	0	0	0	0	0	0	0	0	0	0
	T	0	0	0	0	0	0	0	0	0	0	0	0	0	0	0	0	0	0	0	0	0	0	0
16 Scarlet fever and erysipelas	M	0	0	0	0	0	0	0	0	0	0	0	0	0	0	0	0	0	0	0	0	0	0	0
	F	0	0	0	0	0	0	0	0	0	0	0	0	0	0	0	0	0	0	0	0	0	0	0
	T	0	0	0	0	0	0	0	0	0	0	0	0	0	0	0	0	0	0	0	0	0	0	0
17 Meningococcal infection	M	0	0	0	0	0	0	0	1	0	0	0	0	0	0	0	0	0	0	0	1	0	1	1
	F	0	0	0	0	0	0	0	0	0	0	0	0	0	0	0	0	0	0	0	0	0	0	0
	T	0	0	0	0	0	0	0	1	0	0	0	0	0	0	0	0	0	0	0	1	0	1	1
18 Septicemia	M	1	0	0	0	1	0	1	0	1	0	3	2	2	10	8	17	11	16	13	86	2	88	88
	F	2	0	0	0	0	1	1	0	1	1	2	4	6	9	10	8	16	13	22	96	1	97	97
	T	3	0	0	0	1	1	2	0	2	1	5	6	8	19	18	25	27	29	35	182	3	185	185
19 Other zoonotic and bacterial diseases	M	0	0	0	0	0	0	0	0	0	1	0	0	0	0	0	0	1	3	0	5	0	5	5
	F	0	0	0	0	0	0	0	0	0	0	1	0	0	2	0	4	0	1	1	9	0	9	9
	T	0	0	0	0	0	0	0	0	0	1	1	0	0	2	0	4	1	4	1	14	0	14	14
20 Cardiovascular syphilis	M	0	0	0	0	0	0	0	0	0	0	0	0	0	0	0	0	0	0	0	0	0	0	0
	F	0	0	0	0	0	0	0	0	0	0	0	0	0	0	0	0	0	0	0	0	0	0	0
	T	0	0	0	0	0	0	0	0	0	0	0	0	0	0	0	0	0	0	0	0	0	0	0
21 Neurosyphilis	M	0	0	0	0	0	0	0	0	0	0	0	0	0	0	0	0	0	0	0	0	0	0	0
	F	0	0	0	0	0	0	0	0	0	0	0	0	0	0	0	0	1	0	0	1	0	1	1
	T	0	0	0	0	0	0	0	0	0	0	0	0	0	0	0	0	1	0	0	1	0	1	1
22 Other and unspecified syphilis	M	0	0	0	0	0	0	0	0	0	0	0	0	0	0	0	0	0	0	0	0	0	0	0
	F	0	0	0	0	0	0	0	0	0	0	0	0	0	0	0	0	0	0	0	0	0	0	0
	T	0	0	0	0	0	0	0	0	0	0	0	0	0	0	0	0	0	0	0	0	0	0	0
23 Gonococcal infection	M	0	0	0	0	0	0	0	0	0	0	0	0	0	0	0	0	0	0	0	0	0	0	0
	F	0	0	0	0	0	0	0	0	0	0	0	0	0	0	0	0	0	0	0	0	0	0	0
	T	0	0	0	0	0	0	0	0	0	0	0	0	0	0	0	0	0	0	0	0	0	0	0
24 Other infections with a predominately sexual mode of transmission	M	0	0	0	0	0	0	0	0	0	0	0	0	0	0	0	0	0	0	0	0	0	0	0
	F	0	0	0	0	0	0	0	0	0	0	0	0	0	0	0	0	0	0	0	0	0	0	0
	T	0	0	0	0	0	0	0	0	0	0	0	0	0	0	0	0	0	0	0	0	0	0	0

(Res) Resident of Alberta

(Non Res) Non-Resident of Alberta

### Table 20

(Continued)

		0-4	5-9	10-14	15-19	20-24	25-29	30-34	35-39	40-44	45-49	50-54	55-59	60-64	65-69	70-74	75-79	80-84	85-89	90+	Res Total	Non Res Total	Total		
25	Lyme disease	M	0	0	0	0	0	0	0	0	0	0	0	0	0	0	0	0	0	0	0	0	0	0	
		F	0	0	0	0	0	0	0	0	0	0	0	0	0	0	0	0	0	0	0	0	0	0	0
		T	0	0	0	0	0	0	0	0	0	0	0	0	0	0	0	0	0	0	0	0	0	0	0
26	Typhus fever	M	0	0	0	0	0	0	0	0	0	0	0	0	0	0	0	0	0	0	0	0	0	0	0
		F	0	0	0	0	0	0	0	0	0	0	0	0	0	0	0	0	0	0	0	0	0	0	0
		T	0	0	0	0	0	0	0	0	0	0	0	0	0	0	0	0	0	0	0	0	0	0	0
27	All other infections caused by spirochetes, chlamydia or rickettsia	M	0	0	0	0	0	0	0	0	0	0	0	0	0	0	0	0	0	0	0	0	0	0	0
		F	0	0	0	0	0	0	0	0	0	0	0	0	0	0	0	0	0	0	0	0	0	0	0
		T	0	0	0	0	0	0	0	0	0	0	0	0	0	0	0	0	0	0	0	0	0	0	0
28	Acute poliomyelitis	M	0	0	0	0	0	0	0	0	0	0	0	0	0	0	0	0	0	0	0	0	0	0	0
		F	0	0	0	0	0	0	0	0	0	0	0	0	0	0	0	0	0	0	0	0	0	0	0
		T	0	0	0	0	0	0	0	0	0	0	0	0	0	0	0	0	0	0	0	0	0	0	0
29	Rabies	M	0	0	0	0	0	0	0	0	0	0	0	0	0	0	0	0	0	0	0	0	0	0	0
		F	0	0	0	0	0	0	0	0	0	0	0	0	0	0	0	0	0	0	0	0	0	0	0
		T	0	0	0	0	0	0	0	0	0	0	0	0	0	0	0	0	0	0	0	0	0	0	0
30	Arthropod-borne viral encephalitis	M	0	0	0	0	0	0	0	0	0	0	0	0	0	0	0	0	0	0	0	0	0	0	0
		F	0	0	0	0	0	0	0	0	0	0	0	0	0	0	0	0	0	0	0	0	0	0	0
		T	0	0	0	0	0	0	0	0	0	0	0	0	0	0	0	0	0	0	0	0	0	0	0
31	Yellow fever	M	0	0	0	0	0	0	0	0	0	0	0	0	0	0	0	0	0	0	0	0	0	0	0
		F	0	0	0	0	0	0	0	0	0	0	0	0	0	0	0	0	0	0	0	0	0	0	0
		T	0	0	0	0	0	0	0	0	0	0	0	0	0	0	0	0	0	0	0	0	0	0	0
32	Other and unspeci- fied arthropod-borne viral and hemorrhagic fevers	M	0	0	0	0	0	0	0	0	0	0	0	0	0	0	0	0	0	0	0	0	0	0	0
		F	0	0	0	0	0	0	0	0	0	0	0	0	0	0	0	0	0	0	0	0	0	0	0
		T	0	0	0	0	0	0	0	0	0	0	0	0	0	0	0	0	0	0	0	0	0	0	0
33	Herpesviral (herpes simplex) infections	M	0	0	0	0	0	0	0	0	1	0	0	0	0	0	0	0	0	0	0	1	0	1	1
		F	0	0	0	0	0	0	0	0	0	0	0	0	0	0	0	0	0	0	0	0	0	0	0
		T	0	0	0	0	0	0	0	0	1	0	0	0	0	0	0	0	0	0	0	1	0	1	1
34	Zoster (herpes zoster)	M	0	0	0	0	0	0	0	0	0	0	0	0	0	0	1	0	0	0	0	1	0	1	1
		F	0	0	0	0	0	0	0	0	0	0	0	0	1	0	0	0	0	0	0	1	0	1	1
		T	0	0	0	0	0	0	0	0	0	0	0	0	1	0	1	0	0	0	0	2	0	2	2
35	Smallpox	M	0	0	0	0	0	0	0	0	0	0	0	0	0	0	0	0	0	0	0	0	0	0	0
		F	0	0	0	0	0	0	0	0	0	0	0	0	0	0	0	0	0	0	0	0	0	0	0
		T	0	0	0	0	0	0	0	0	0	0	0	0	0	0	0	0	0	0	0	0	0	0	0
36	Measles	M	0	0	0	0	0	0	0	0	0	0	0	0	0	0	0	0	0	0	0	0	0	0	0
		F	0	0	0	0	0	0	0	0	0	0	0	0	0	0	0	0	0	0	0	0	0	0	0
		T	0	0	0	0	0	0	0	0	0	0	0	0	0	0	0	0	0	0	0	0	0	0	0

(Res) Resident of Alberta

(Non Res) Non-Resident of Alberta

Table 20

(Continued)

		0-4	5-9	10-14	15-19	20-24	25-29	30-34	35-39	40-44	45-49	50-54	55-59	60-64	65-69	70-74	75-79	80-84	85-89	90+	Res Total	Non Res Total	Total	
37 Rubella (German measles)	M	0	0	0	0	0	0	0	0	0	0	0	0	0	0	0	0	0	0	0	0	0	0	
	F	0	0	0	0	0	0	0	0	0	0	0	0	0	0	0	0	0	0	0	0	0	0	0
	T	0	0	0	0	0	0	0	0	0	0	0	0	0	0	0	0	0	0	0	0	0	0	0
38 Viral hepatitis	M	0	0	0	0	0	0	0	0	2	0	4	9	9	0	1	0	2	0	0	27	0	27	
	F	0	0	0	0	0	0	0	0	0	1	2	1	2	0	0	1	2	0	1	10	0	10	
	T	0	0	0	0	0	0	0	0	2	1	6	10	11	0	1	1	4	0	1	37	0	37	
39 Human immunodeficiency virus (HIV) disease resulting in infectious and parasitic diseases	M	0	0	0	0	0	0	0	0	1	2	2	1	1	0	0	0	0	0	0	7	0	7	
	F	0	0	0	0	0	1	0	0	2	0	2	0	0	0	0	0	0	0	0	5	0	5	
	T	0	0	0	0	0	1	0	0	3	2	4	1	1	0	0	0	0	0	0	12	0	12	
40 Human immunodeficiency virus (HIV) disease resulting in malignant neoplasms	M	0	0	0	0	0	0	1	0	0	1	1	0	0	0	0	0	0	0	0	3	0	3	
	F	0	0	0	0	0	0	0	0	0	0	0	0	0	0	0	0	0	0	0	0	0	0	
	T	0	0	0	0	0	0	1	0	0	1	1	0	0	0	0	0	0	0	0	3	0	3	
41 Human immunodeficiency virus (HIV) disease resulting in other specified diseases	M	0	0	0	0	0	0	0	0	1	2	1	0	0	0	0	0	0	0	0	4	0	4	
	F	0	0	0	0	0	0	0	1	0	0	0	0	0	0	0	0	0	0	0	1	0	1	
	T	0	0	0	0	0	0	0	1	1	2	1	0	0	0	0	0	0	0	0	5	0	5	
42 Human immunodeficiency virus (HIV) disease resulting in other conditions	M	0	0	0	0	0	0	0	0	0	0	0	0	0	0	0	0	0	0	0	0	0	0	
	F	0	0	0	0	0	0	0	0	1	0	0	0	0	0	0	0	0	0	0	1	0	1	
	T	0	0	0	0	0	0	0	0	1	0	0	0	0	0	0	0	0	0	0	1	0	1	
43 Unspecified human immunodeficiency virus (HIV) disease	M	0	0	0	0	0	0	0	1	1	1	0	0	1	1	0	0	0	0	0	5	0	5	
	F	0	0	0	0	0	0	0	0	2	0	0	0	0	0	0	0	0	0	0	2	0	2	
	T	0	0	0	0	0	0	0	1	3	1	0	0	1	1	0	0	0	0	0	7	0	7	
44 All other and unspecified viral diseases	M	1	0	1	0	0	0	0	0	0	1	0	1	1	2	0	1	2	0	0	10	0	10	
	F	0	0	0	0	0	0	0	0	0	0	0	1	1	0	1	0	0	2	0	5	0	5	
	T	1	0	1	0	0	0	0	0	0	1	0	2	2	2	1	1	2	2	0	15	0	15	
45 Mycoses	M	0	0	0	0	0	0	0	0	0	0	0	1	0	0	0	0	2	0	0	3	0	3	
	F	0	0	0	0	0	0	0	0	0	0	0	0	0	0	0	0	1	0	0	1	0	1	
	T	0	0	0	0	0	0	0	0	0	0	0	1	0	0	0	0	3	0	0	4	0	4	
46 Malaria	M	0	0	0	0	0	0	0	0	0	0	0	0	0	0	0	0	0	0	0	0	0	0	
	F	0	0	0	0	0	0	0	0	0	0	0	0	0	0	0	0	0	0	0	0	0	0	
	T	0	0	0	0	0	0	0	0	0	0	0	0	0	0	0	0	0	0	0	0	0	0	
47 Leishmaniasis	M	0	0	0	0	0	0	0	0	0	0	0	0	0	0	0	0	0	0	0	0	0	0	
	F	0	0	0	0	0	0	0	0	0	0	0	0	0	0	0	0	0	0	0	0	0	0	
	T	0	0	0	0	0	0	0	0	0	0	0	0	0	0	0	0	0	0	0	0	0	0	
48 Trypanosomiasis	M	0	0	0	0	0	0	0	0	0	0	0	0	0	0	0	0	0	0	0	0	0	0	
	F	0	0	0	0	0	0	0	0	0	0	0	0	0	0	0	0	0	0	0	0	0	0	
	T	0	0	0	0	0	0	0	0	0	0	0	0	0	0	0	0	0	0	0	0	0	0	

(Res) Resident of Alberta

(Non Res) Non-Resident of Alberta

Table 20

(Continued)

		0-4	5-9	10-14	15-19	20-24	25-29	30-34	35-39	40-44	45-49	50-54	55-59	60-64	65-69	70-74	75-79	80-84	85-89	90+	Res Total	Non Res Total	Total	
49 Pneumocystosis	M	0	0	0	0	0	0	0	0	0	0	0	0	0	0	0	0	0	0	0	0	0	0	
	F	0	0	0	0	0	0	0	0	0	0	0	0	0	0	0	0	0	0	0	0	0	0	0
	T	0	0	0	0	0	0	0	0	0	0	0	0	0	0	0	0	0	0	0	0	0	0	0
50 Other and unspcified protozoal diseases	M	0	0	0	0	0	0	0	0	0	0	0	0	0	0	0	0	0	0	0	0	0	0	0
	F	0	0	0	0	0	0	0	0	0	0	0	0	0	0	0	0	0	0	0	0	0	0	0
	T	0	0	0	0	0	0	0	0	0	0	0	0	0	0	0	0	0	0	0	0	0	0	0
51 Schistosomiasis (bilharziasis)	M	0	0	0	0	0	0	0	0	0	0	0	0	0	0	0	0	0	0	0	0	0	0	0
	F	0	0	0	0	0	0	0	0	0	0	0	0	0	0	0	0	0	0	0	0	0	0	0
	T	0	0	0	0	0	0	0	0	0	0	0	0	0	0	0	0	0	0	0	0	0	0	0
52 Other and unspcified helminthiasis	M	0	0	0	0	0	0	0	0	0	0	0	0	0	0	0	0	0	0	0	0	0	0	0
	F	0	0	0	0	0	0	0	0	0	0	0	0	0	0	0	0	0	0	0	0	0	0	0
	T	0	0	0	0	0	0	0	0	0	0	0	0	0	0	0	0	0	0	0	0	0	0	0
53 Sequelae of tuberculosis	M	0	0	0	0	0	0	0	0	0	0	0	0	0	0	0	1	0	0	0	1	0	1	0
	F	0	0	0	0	0	0	0	0	0	0	0	0	0	0	0	0	0	0	0	0	0	0	0
	T	0	0	0	0	0	0	0	0	0	0	0	0	0	0	0	1	0	0	0	1	0	1	0
54 Sequelae of poliomyelitis	M	0	0	0	0	0	0	0	0	0	0	0	0	0	0	1	0	0	0	0	1	0	1	0
	F	0	0	0	0	0	0	0	0	0	0	0	0	0	0	0	0	2	2	2	2	6	0	6
	T	0	0	0	0	0	0	0	0	0	0	0	0	0	0	1	0	2	2	2	2	7	0	7
55 All other and unspcified infectious and parasitic diseases and their sequelae	M	0	0	0	0	0	0	0	0	0	0	0	0	0	0	0	0	0	1	0	1	1	2	0
	F	0	0	0	0	0	1	0	0	0	0	0	1	0	0	0	0	1	1	0	4	0	4	0
	T	0	0	0	0	0	1	0	0	0	0	0	1	0	0	0	0	1	2	0	5	1	6	0
56 Malignant neoplasms of lip	M	0	0	0	0	0	0	0	0	0	0	0	0	1	0	0	0	0	0	0	1	0	1	0
	F	0	0	0	0	0	0	0	0	0	0	0	0	0	0	1	0	0	0	1	0	1	0	1
	T	0	0	0	0	0	0	0	0	0	0	0	0	1	0	0	1	0	0	0	2	0	2	0
57 Malignant neoplasms of tongue	M	0	0	0	0	0	0	0	0	1	2	0	3	1	2	0	4	0	0	13	0	13	0	
	F	0	0	0	0	0	0	0	0	2	0	0	3	0	1	3	1	0	2	12	0	12	0	
	T	0	0	0	0	0	0	0	0	3	2	0	6	1	3	3	5	0	2	25	0	25	0	
58 Malignant neoplasms of pharynx	M	0	0	0	0	0	0	1	0	1	2	2	6	0	2	3	6	0	0	23	0	23	0	
	F	0	0	0	0	0	0	1	0	0	0	0	0	2	2	3	0	1	0	9	0	9	0	
	T	0	0	0	0	0	0	2	0	1	2	2	6	2	4	6	6	1	0	32	0	32	0	
59 Malignant neoplasms of other and unspcified sites within the lip, oral cavity and pharynx	M	0	0	0	0	0	0	0	0	3	2	2	2	2	2	3	5	0	1	22	0	22	0	
	F	0	0	0	0	0	0	0	0	0	1	3	1	1	1	1	1	0	0	3	11	1	12	0
	T	0	0	0	0	0	0	0	0	3	3	5	3	3	3	4	5	0	4	33	1	34	0	
60 Malignant neoplasms of esophagus	M	0	0	0	0	0	0	2	1	6	12	11	21	17	13	14	11	5	1	114	2	116	0	
	F	0	0	0	0	0	0	0	0	0	5	4	4	6	2	6	3	7	1	38	0	38	0	
	T	0	0	0	0	0	0	2	1	6	17	15	25	23	15	20	14	12	2	152	2	154	0	

(Res) Resident of Alberta

(Non Res) Non-Resident of Alberta

Table 20

(Continued)

		0-4	5-9	10-14	15-19	20-24	25-29	30-34	35-39	40-44	45-49	50-54	55-59	60-64	65-69	70-74	75-79	80-84	85-89	90+	Res Total	Non Res Total	Total
61	Malignant neoplasms of stomach	M	0	0	0	0	0	0	1	0	2	6	10	16	9	12	14	13	4	3	90	3	93
		F	0	0	0	0	0	1	1	4	0	5	3	6	4	6	5	8	9	4	56	0	56
		T	0	0	0	0	0	1	2	4	2	11	13	22	13	18	19	21	13	7	146	3	149
62	Malignant neoplasms of small intestine	M	0	0	0	0	0	0	0	0	0	1	0	0	1	0	0	0	0	0	2	0	2
		F	0	0	0	0	0	0	0	0	1	1	1	2	1	1	1	0	1	0	9	0	9
		T	0	0	0	0	0	0	0	0	1	2	1	2	2	1	1	0	1	0	11	0	11
63	Malignant neoplasms of colon	M	0	0	0	0	0	0	0	3	4	15	16	28	35	41	39	31	28	13	253	0	253
		F	0	0	0	0	0	0	0	2	7	4	13	11	24	21	34	34	23	25	198	3	201
		T	0	0	0	0	0	0	0	5	11	19	29	39	59	62	73	65	51	38	451	3	454
64	Malignant neoplasms of rectosigmoid junction and rectum	M	0	0	0	0	0	1	2	1	4	4	4	16	7	12	18	11	7	4	91	1	92
		F	0	0	0	0	1	1	1	0	1	3	3	7	1	3	8	4	7	4	44	0	44
		T	0	0	0	0	1	2	3	1	5	7	7	23	8	15	26	15	14	8	135	1	136
65	Malignant neoplasms of anus and anal canal	M	0	0	0	0	0	0	0	0	0	0	2	1	0	1	0	0	0	0	4	0	4
		F	0	0	0	0	0	0	0	0	1	0	0	0	2	0	0	0	0	0	3	0	3
		T	0	0	0	0	0	0	0	0	1	0	2	1	2	1	0	0	0	0	7	0	7
66	Malignant neoplasms of liver	M	0	0	0	0	0	1	0	1	4	6	10	10	10	7	11	8	4	3	75	2	77
		F	1	0	0	0	1	0	1	0	1	0	3	3	4	3	3	5	3	0	28	0	28
		T	1	0	0	0	1	1	1	1	5	6	13	13	14	10	14	13	7	3	103	2	105
67	Malignant neoplasms of intrahepatic bile duct carcinoma	M	0	0	0	0	0	0	0	0	1	1	4	2	0	4	3	2	2	3	22	2	24
		F	0	0	0	0	0	0	0	3	1	0	3	2	3	8	5	9	1	3	38	0	38
		T	0	0	0	0	0	0	0	3	2	1	7	4	3	12	8	11	3	6	60	2	62
68	Malignant neoplasms of gallbladder and extra-hepatic bile ducts	M	0	0	0	0	0	0	0	0	0	0	1	0	1	1	3	3	2	0	11	0	11
		F	0	0	0	0	0	0	0	0	0	2	1	0	2	2	3	5	1	3	19	0	19
		T	0	0	0	0	0	0	0	0	0	2	2	0	3	3	6	8	3	3	30	0	30
69	Malignant neoplasms of pancreas	M	0	0	0	0	0	0	3	5	9	16	17	20	25	28	25	12	5	165	3	168	
		F	0	0	0	0	0	1	1	3	4	13	12	17	16	26	22	21	17	17	170	2	172
		T	0	0	0	0	0	1	1	6	9	22	28	34	36	51	50	46	29	22	335	5	340
70	Malignant neoplasms of other and ill-defined digestive organs	M	0	0	0	0	0	0	2	0	2	2	5	3	4	8	11	5	3	45	0	45	
		F	0	0	0	0	0	1	1	0	3	2	1	2	4	8	3	7	3	35	0	35	
		T	0	0	0	0	0	1	3	0	5	4	6	5	8	16	14	12	6	80	0	80	
71	Malignant neoplasms of nasal cavity, middle ear and accessory sinuses	M	0	0	0	0	0	0	1	0	0	1	0	0	0	1	1	0	0	0	4	0	4
		F	0	0	0	0	0	0	0	0	0	0	1	0	1	0	0	1	0	0	3	0	3
		T	0	0	0	0	0	0	1	0	0	1	1	0	1	1	1	1	0	0	7	0	7
72	Malignant neoplasms of larynx	M	0	0	0	0	0	0	0	0	0	0	0	3	5	2	3	4	0	0	17	0	17
		F	0	0	0	0	0	0	0	0	0	0	1	0	0	2	0	0	0	1	4	0	4
		T	0	0	0	0	0	0	0	0	0	0	1	3	5	4	3	4	0	1	21	0	21

(Res) Resident of Alberta

(Non Res) Non-Resident of Alberta

Table 20

(Continued)

		0-4	5-9	10-14	15-19	20-24	25-29	30-34	35-39	40-44	45-49	50-54	55-59	60-64	65-69	70-74	75-79	80-84	85-89	90+	Res Total	Non Res Total	Total	
73 Malignant neoplasms of trachea, bronchus and lung		M	0	0	0	0	0	0	0	4	12	46	61	84	123	128	145	112	46	22	783	7	790	
	F	0	0	0	0	0	0	0	1	4	22	45	49	65	102	96	108	88	41	31	652	5	657	
	T	0	0	0	0	0	0	0	1	8	34	91	110	149	225	224	253	200	87	53	1435	12	1447	
74 Malignant neoplasms of thymus, heart, mediastinum and pleura		M	0	0	0	0	0	0	0	0	0	1	0	0	0	0	0	0	0	0	1	0	1	
	F	0	0	0	0	0	0	0	0	0	1	0	0	0	0	0	0	0	0	0	1	0	1	
	T	0	0	0	0	0	0	0	0	0	1	1	0	0	0	0	0	0	0	0	2	0	2	
75 Malignant neoplasms of other and ill-defined sites in respiratory system and intrathoracic organs		M	0	0	0	0	0	0	0	0	0	0	0	0	0	0	0	1	0	0	1	0	1	
	F	0	0	0	0	0	0	0	0	0	0	0	0	0	0	0	1	0	0	0	1	0	1	
	T	0	0	0	0	0	0	0	0	0	0	0	0	0	0	1	1	0	0	0	2	0	2	
76 Malignant neoplasms of bone and articular cartilage		M	0	0	0	0	0	0	0	0	0	0	1	0	0	1	0	1	0	0	3	0	3	
	F	0	0	1	3	0	0	2	0	0	2	1	1	0	0	0	0	0	2	1	13	0	13	
	T	0	0	1	3	0	0	2	0	0	2	1	2	0	0	1	0	1	2	1	16	0	16	
77 Malignant melanoma of skin		M	0	0	0	0	0	0	2	3	7	6	7	6	3	2	9	5	2	1	53	0	53	
	F	0	0	0	0	0	0	1	0	3	2	2	3	6	3	0	0	4	6	1	31	0	31	
	T	0	0	0	0	0	0	1	2	6	9	8	10	12	6	2	9	9	8	2	84	0	84	
78 Other malignant neoplasms of skin		M	0	0	0	0	0	0	0	0	0	1	0	0	3	2	0	4	1	2	13	0	13	
	F	0	0	0	0	0	0	0	0	0	0	1	0	1	1	1	2	0	2	1	9	0	9	
	T	0	0	0	0	0	0	0	0	0	0	2	0	1	4	3	2	4	3	3	22	0	22	
79 Mesothelioma		M	0	0	0	0	0	0	0	0	0	1	2	4	9	6	2	4	2	1	31	0	31	
	F	0	0	0	0	0	0	0	0	0	0	0	0	0	3	0	0	0	0	0	3	0	3	
	T	0	0	0	0	0	0	0	0	0	0	1	2	4	12	6	2	4	2	1	34	0	34	
80 Kaposi's sarcoma		M	0	0	0	0	0	0	0	0	0	0	0	0	0	0	0	0	0	0	0	0	0	
	F	0	0	0	0	0	0	0	0	0	0	0	0	0	0	0	0	0	0	0	0	0	0	
	T	0	0	0	0	0	0	0	0	0	0	0	0	0	0	0	0	0	0	0	0	0	0	
81 Malignant neoplasms of other mesothelial and soft tissue		M	0	0	0	0	1	1	0	0	1	0	4	0	2	2	3	5	1	0	1	21	0	21
	F	0	0	0	0	0	1	1	0	0	5	3	2	2	2	3	2	1	3	1	26	0	26	
	T	0	0	0	0	1	2	1	0	1	5	7	2	4	4	6	7	2	3	2	47	0	47	
82 Malignant neoplasm of breast		M	0	0	0	0	0	0	0	0	1	0	0	0	0	1	0	0	0	0	2	0	2	
	F	0	0	0	0	0	1	3	9	17	36	29	38	35	39	35	47	48	34	29	400	6	406	
	T	0	0	0	0	0	1	3	9	17	37	29	38	35	39	36	47	48	34	29	402	6	408	
83 Malignant neoplasms of vulva and vagina		M	0	0	0	0	0	0	0	0	0	0	0	0	0	0	0	0	0	0	0	0	0	
	F	0	0	0	0	0	0	0	1	0	0	0	2	3	1	0	0	0	2	1	10	0	10	
	T	0	0	0	0	0	0	0	1	0	0	0	2	3	1	0	0	0	2	1	10	0	10	
84 Malignant neoplasms of cervix uteri		M	0	0	0	0	0	0	0	0	0	0	0	0	0	0	0	0	0	0	0	0	0	
	F	0	0	0	0	0	0	2	2	6	4	5	2	7	1	4	4	1	2	1	41	1	42	
	T	0	0	0	0	0	0	2	2	6	4	5	2	7	1	4	4	1	2	1	41	1	42	

(Res) Resident of Alberta

(Non Res) Non-Resident of Alberta

Table 20

(Continued)

		0-4	5-9	10-14	15-19	20-24	25-29	30-34	35-39	40-44	45-49	50-54	55-59	60-64	65-69	70-74	75-79	80-84	85-89	90+	Res Total	Non Res Total	Total	
85 Malignant neoplasms of corpus uteri and uterus, part unspecified	M	0	0	0	0	0	0	0	0	0	0	0	0	0	0	0	0	0	0	0	0	0	0	
	F	0	0	0	0	0	0	0	0	0	3	10	8	5	8	3	3	7	7	5	5	59	1	60
	T	0	0	0	0	0	0	0	0	0	3	10	8	5	8	3	3	7	7	5	5	59	1	60
86 Malignant neoplasms of ovary	M	0	0	0	0	0	0	0	0	0	0	0	0	0	0	0	0	0	0	0	0	0	0	
	F	0	0	0	0	0	0	1	2	3	5	10	19	16	18	12	25	11	10	2	134	1	135	
	T	0	0	0	0	0	0	1	2	3	5	10	19	16	18	12	25	11	10	2	134	1	135	
87 Malignant neoplasms of other and unspecified female genital organs	M	0	0	0	0	0	0	0	0	0	0	0	0	0	0	0	0	0	0	0	0	0	0	
	F	0	0	0	0	0	0	0	0	0	1	0	1	0	0	1	0	0	0	0	3	0	3	
	T	0	0	0	0	0	0	0	0	0	1	0	1	0	0	1	0	0	0	0	3	0	3	
88 Malignant neoplasms of placenta	M	0	0	0	0	0	0	0	0	0	0	0	0	0	0	0	0	0	0	0	0	0	0	
	F	0	0	0	0	0	0	0	0	0	0	0	0	0	0	0	0	0	0	0	0	0	0	
	T	0	0	0	0	0	0	0	0	0	0	0	0	0	0	0	0	0	0	0	0	0	0	
89 Malignant neoplasms of prostate	M	0	0	0	0	0	0	1	1	2	7	7	17	29	33	88	77	60	40	362	1	363		
	F	0	0	0	0	0	0	0	0	0	0	0	0	0	0	0	0	0	0	0	0	0	0	
	T	0	0	0	0	0	0	1	1	2	7	7	17	29	33	88	77	60	40	362	1	363		
90 Malignant neoplasms of testis	M	0	0	0	0	0	0	0	0	1	0	1	0	0	1	0	0	0	0	3	1	4		
	F	0	0	0	0	0	0	0	0	0	0	0	0	0	0	0	0	0	0	0	0	0	0	
	T	0	0	0	0	0	0	0	0	1	0	1	0	0	1	0	0	0	0	3	1	4		
91 Malignant neoplasms of penis and other and unspecified male genital organs	M	0	0	0	0	0	0	0	0	0	1	0	0	0	1	0	0	0	0	2	0	2		
	F	0	0	0	0	0	0	0	0	0	0	0	0	0	0	0	0	0	0	0	0	0	0	
	T	0	0	0	0	0	0	0	0	0	1	0	0	0	1	0	0	0	0	2	0	2		
92 Malignant neoplasms of kidney and renal pelvis	M	0	0	0	0	0	0	1	3	1	7	11	16	11	14	8	13	9	4	98	1	99		
	F	0	1	0	0	0	0	0	1	1	3	2	2	2	7	9	7	7	6	48	0	48		
	T	0	1	0	0	0	0	1	4	2	10	13	18	13	21	17	20	16	10	146	1	147		
93 Malignant neoplasms of bladder	M	0	0	0	0	0	1	0	1	0	3	3	9	11	8	23	23	15	4	101	0	101		
	F	0	0	0	0	0	1	0	0	0	1	1	3	2	4	2	7	7	5	33	0	33		
	T	0	0	0	0	0	2	0	1	0	4	4	12	13	12	25	30	22	9	134	0	134		
94 Malignant neoplasms of other and unspecified sites within the urinary tract	M	0	0	0	0	0	0	0	0	0	1	0	1	0	1	2	2	1	0	8	0	8		
	F	0	0	0	0	0	0	0	0	0	0	0	0	0	1	1	0	1	0	3	0	3		
	T	0	0	0	0	0	0	0	0	0	1	0	1	0	2	3	2	2	0	11	0	11		
95 Malignant neoplasm of eye and adnexa	M	0	0	0	0	0	0	0	0	0	0	0	0	0	0	0	0	0	0	0	0	0	0	
	F	0	0	0	0	0	0	0	0	0	0	0	0	1	0	0	0	0	0	1	0	1	1	
	T	0	0	0	0	0	0	0	0	0	0	0	0	1	0	0	0	0	0	1	0	1	1	
96 Malignant neoplasms of brain	M	0	1	2	0	5	1	2	4	6	7	8	8	11	14	11	6	3	2	92	3	95		
	F	0	0	0	1	0	1	2	1	1	2	1	9	11	8	11	3	6	3	2	62	1	63	
	T	0	1	2	1	5	2	3	3	5	8	8	17	19	19	25	14	12	6	4	154	4	158	

(Res) Resident of Alberta

(Non Res) Non-Resident of Alberta

Table 20

(Continued)

		0-4	5-9	10-14	15-19	20-24	25-29	30-34	35-39	40-44	45-49	50-54	55-59	60-64	65-69	70-74	75-79	80-84	85-89	90+	Res Total	Non Res Total	Total	
97 Malignant neoplasms of other parts of central nervous system		M	0	0	0	0	0	0	0	0	1	1	0	0	0	0	0	0	0	0	2	0	2	
	F	0	0	0	0	0	0	0	0	0	0	0	0	0	0	0	0	1	0	0	1	0	1	
	T	0	0	0	0	0	0	0	0	0	1	1	0	0	0	0	0	1	0	0	3	0	3	
98 Malignant neoplasms of thyroid and other endocrine glands		M	0	0	0	0	0	0	0	1	0	2	1	1	0	1	0	0	0	0	6	0	6	
	F	1	0	1	0	0	0	0	0	0	0	2	1	1	0	1	1	1	1	1	10	0	10	
	T	1	0	1	0	0	0	0	0	1	0	2	3	2	1	1	1	1	1	1	16	0	16	
99 Other malignant neoplasms of other and unspecified sites		M	0	0	0	0	1	0	1	1	4	4	13	17	23	25	35	32	31	25	14	226	1	227
	F	1	0	0	0	0	0	2	2	0	10	6	13	24	19	15	25	22	29	15	183	2	185	
	T	1	0	0	0	1	0	3	3	4	14	19	30	47	44	50	57	53	54	29	409	3	412	
100 Hodgkin's disease		M	0	0	0	0	0	1	0	1	0	0	0	1	1	0	0	1	1	0	6	0	6	
	F	0	0	0	0	0	2	0	0	0	1	0	0	0	1	0	0	1	1	0	6	0	6	
	T	0	0	0	0	0	2	1	0	1	1	0	0	1	2	0	0	2	2	0	12	0	12	
101 Non-Hodgkin's lymphoma		M	0	0	0	0	2	0	1	2	6	2	6	12	12	18	20	9	10	3	103	4	107	
	F	0	0	0	1	0	0	0	0	3	5	4	2	3	7	8	19	21	16	7	96	1	97	
	T	0	0	0	1	0	2	0	1	5	11	6	8	15	19	26	39	30	26	10	199	5	204	
102 Malignant neoplasms of other and unspecified lymphoid, hematopoietic and related tissue		M	0	0	0	0	0	0	0	0	0	0	0	1	0	0	0	0	0	0	1	0	1	
	F	0	0	0	0	0	0	0	0	0	0	0	0	0	0	0	0	0	0	0	0	0	0	
	T	0	0	0	0	0	0	0	0	0	0	0	0	1	0	0	0	0	0	0	1	0	1	
103 Malignant immunoproliferative diseases		M	0	0	0	0	0	0	0	0	0	1	0	0	0	0	1	1	1	1	5	0	5	
	F	0	0	0	0	0	0	0	0	0	0	0	0	0	0	0	0	0	0	0	0	0	0	
	T	0	0	0	0	0	0	0	0	0	0	1	0	0	0	0	1	1	1	1	5	0	5	
104 Multiple myeloma and malignant plasma cell neoplasms		M	0	0	0	0	0	0	0	0	0	5	4	6	9	13	12	10	9	1	69	1	70	
	F	0	0	0	0	0	0	0	0	1	1	2	5	4	10	8	7	8	6	2	54	3	57	
	T	0	0	0	0	0	0	0	0	1	1	7	9	10	19	21	19	18	15	3	123	4	127	
105 Lymphoid leukemia		M	0	1	1	0	0	0	0	1	0	0	3	4	2	2	12	3	8	1	38	1	39	
	F	0	1	0	0	0	0	0	0	1	1	0	0	2	3	2	4	4	5	27	0	27		
	T	0	2	1	0	0	0	0	0	2	1	0	3	6	5	4	16	7	12	6	65	1	66	
106 Myeloid leukemia		M	1	0	1	1	1	0	1	1	1	3	1	2	7	8	12	10	9	5	0	64	2	66
	F	0	0	0	0	0	0	1	0	1	2	1	3	5	4	9	5	9	5	1	46	0	46	
	T	1	0	1	1	1	0	2	1	2	5	2	5	12	12	21	15	18	10	1	110	2	112	
107 Monocytic leukemia		M	0	0	0	0	0	0	0	0	0	0	0	0	0	0	0	0	0	0	0	0	0	
	F	0	0	0	0	0	0	0	0	0	0	0	0	0	0	0	0	0	0	0	0	0	0	
	T	0	0	0	0	0	0	0	0	0	0	0	0	0	0	0	0	0	0	0	0	0	0	
108 Other and unspecified leukemia		M	1	0	0	0	0	0	0	0	0	1	0	1	2	4	4	3	4	1	21	1	22	
	F	0	0	0	0	1	0	0	0	0	1	0	0	1	5	1	4	4	2	5	24	0	24	
	T	1	0	0	0	1	0	0	0	0	1	1	0	2	7	5	8	7	6	6	45	1	46	

(Res) Resident of Alberta

(Non Res) Non-Resident of Alberta

Table 20

(Continued)

		0-4	5-9	10-14	15-19	20-24	25-29	30-34	35-39	40-44	45-49	50-54	55-59	60-64	65-69	70-74	75-79	80-84	85-89	90+	Res Total	Non Res Total	Total	
109	Carcinoma in situ of breast and genitourinary system	M	0	0	0	0	0	0	0	0	0	0	0	0	0	0	0	0	0	0	0	0	0	0
		F	0	0	0	0	0	0	0	0	0	0	0	0	0	0	0	0	0	0	0	0	0	0
		T	0	0	0	0	0	0	0	0	0	0	0	0	0	0	0	0	0	0	0	0	0	0
110	Carcinoma in situ of other and unspecified sites	M	0	0	0	0	0	0	0	0	0	0	0	0	0	0	0	0	0	0	0	0	0	0
		F	0	0	0	0	0	0	0	0	0	0	0	0	0	0	0	0	0	0	0	0	0	0
		T	0	0	0	0	0	0	0	0	0	0	0	0	0	0	0	0	0	0	0	0	0	0
111	Benign neoplasms of female genital organs	M	0	0	0	0	0	0	0	0	0	0	0	0	0	0	0	0	0	0	0	0	0	0
		F	0	0	0	0	0	0	0	0	0	0	2	0	0	0	0	0	1	0	3	0	3	3
		T	0	0	0	0	0	0	0	0	0	2	0	0	0	0	0	1	0	3	0	3	0	3
112	Benign neoplasms of eye, brain and other parts of central nervous system	M	0	0	0	0	0	0	0	0	0	0	0	0	0	0	0	0	0	0	0	0	0	0
		F	0	0	0	0	0	0	0	0	0	0	0	1	0	1	1	1	0	1	4	0	4	4
		T	0	0	0	0	0	0	0	0	0	0	0	1	0	1	1	0	1	4	0	4	0	4
113	Benign neoplasms of other and unspecified sites	M	0	0	0	0	0	0	0	0	0	0	0	0	1	0	0	1	0	0	2	0	2	2
		F	0	0	0	0	0	0	0	0	0	0	0	0	0	0	0	0	0	0	0	0	0	0
		T	0	0	0	0	0	0	0	0	0	0	0	0	1	0	0	1	0	0	2	0	2	2
114	Neoplasms of uncertain or unknown behavior of specified sites	M	0	0	0	0	0	1	0	1	1	3	6	2	1	7	14	14	16	4	70	1	71	71
		F	0	2	0	1	0	1	0	1	1	2	4	6	3	9	10	7	8	57	3	60	3	60
		T	0	2	0	1	0	2	0	2	2	4	8	6	7	10	23	24	23	12	127	4	131	131
115	Neoplasm of uncertain or unknown behavior of unspecified sites	M	0	0	0	0	1	0	0	1	0	0	0	0	0	1	0	1	1	1	6	0	6	6
		F	0	0	0	0	0	0	1	0	0	0	0	1	1	0	3	1	0	0	7	0	7	7
		T	0	0	0	0	1	0	1	0	0	0	0	1	1	1	3	2	1	1	13	0	13	13
116	Nutritional anemias	M	0	0	0	0	0	0	0	0	0	0	0	0	1	0	0	1	1	0	3	0	3	3
		F	0	0	0	0	0	0	0	0	0	0	0	0	0	0	2	2	0	0	4	0	4	4
		T	0	0	0	0	0	0	0	0	0	0	0	0	1	0	2	3	1	0	7	0	7	7
117	Hemolytic anemias	M	0	0	0	0	0	0	0	0	0	1	0	0	0	0	0	0	0	1	0	0	1	1
		F	0	0	0	0	0	1	0	0	0	0	0	0	0	2	0	2	0	0	5	0	5	5
		T	0	0	0	0	0	1	0	0	0	1	0	0	2	0	2	0	0	6	0	6	0	6
118	Aplastic anemias	M	0	0	0	0	0	0	0	0	0	1	0	0	1	0	0	2	0	4	8	0	8	8
		F	0	0	0	0	0	0	0	0	0	0	0	0	1	0	0	0	0	1	2	0	2	2
		T	0	0	0	0	0	0	0	0	1	0	0	2	0	0	2	0	5	10	0	10	0	10
119	Acute posthemorrhagic and other anemias	M	0	0	0	0	0	0	0	0	0	0	1	1	1	1	1	1	4	1	10	0	10	10
		F	0	0	0	0	0	0	0	0	0	0	0	0	1	0	2	1	2	6	1	7	1	7
		T	0	0	0	0	0	0	0	0	0	0	0	1	1	2	1	3	5	3	16	1	17	17
120	Coagulation defects, purpura and other hemorrhagic conditions	M	0	0	0	0	0	0	0	1	0	2	0	0	1	0	1	0	0	5	0	5	0	5
		F	0	0	0	0	0	0	1	0	0	0	0	0	0	1	2	1	1	6	0	6	0	6
		T	0	0	0	0	0	0	1	1	0	2	0	0	1	1	3	1	1	11	0	11	0	11

(Res) Resident of Alberta

(Non Res) Non-Resident of Alberta

Table 20

(Continued)

		0-4	5-9	10-14	15-19	20-24	25-29	30-34	35-39	40-44	45-49	50-54	55-59	60-64	65-69	70-74	75-79	80-84	85-89	90+	Res Total	Non Res Total	Total	
121 Other diseases of blood and blood-forming organs		M	1	0	0	0	0	0	0	0	0	0	2	0	0	0	1	0	0	1	5	0	5	
		F	2	0	0	1	0	0	0	0	1	0	0	0	0	0	1	0	0	0	5	0	5	
		T	3	0	0	1	0	0	0	0	1	0	2	0	0	0	2	0	0	1	10	0	10	
122 Certain disorders involving the immune mechanism		M	0	0	0	0	0	0	0	0	1	0	0	0	0	0	1	2	0	0	4	1	5	
		F	0	0	0	0	0	0	0	0	0	0	1	0	0	0	0	0	1	1	3	0	3	
		T	0	0	0	0	0	0	0	0	1	0	1	0	0	0	1	2	1	1	7	1	8	
123 Disorders of thyroid gland		M	0	0	0	0	0	0	0	0	0	0	0	0	0	0	0	1	0	0	1	0	1	
		F	0	0	0	0	0	0	0	0	0	0	0	1	0	0	1	0	1	1	4	0	4	
		T	0	0	0	0	0	0	0	0	0	0	0	1	0	0	1	1	1	1	5	0	5	
124 Diabetes mellitus		M	0	0	0	0	1	2	1	3	3	7	9	12	15	19	26	39	31	29	19	216	4	220
		F	0	0	0	0	1	0	0	2	0	1	6	7	11	16	14	23	31	41	33	186	2	188
		T	0	0	0	0	2	2	1	5	3	8	15	19	26	35	40	62	62	70	52	402	6	408
125 Disorders of pituitary gland		M	0	0	0	0	0	0	0	0	0	0	0	0	0	0	0	0	0	0	0	0	0	0
		F	0	0	0	0	0	1	0	0	0	0	0	0	0	0	0	0	0	0	1	0	1	
		T	0	0	0	0	0	1	0	0	0	0	0	0	0	0	0	0	0	0	1	0	1	
126 Disorders of adrenal glands		M	0	0	0	0	0	0	0	0	0	0	0	0	0	1	0	0	0	0	1	0	1	
		F	0	0	0	0	0	0	0	0	0	0	0	0	0	1	0	0	0	0	1	0	1	
		T	0	0	0	0	0	0	0	0	0	0	0	0	0	2	0	0	0	0	2	0	2	
127 Diseases of thymus		M	0	0	0	0	0	0	0	0	0	0	0	0	0	0	0	0	0	0	0	0	0	0
		F	0	0	0	0	0	0	0	0	0	0	0	0	0	0	0	0	0	0	0	0	0	0
		T	0	0	0	0	0	0	0	0	0	0	0	0	0	0	0	0	0	0	0	0	0	0
128 Other endocrine diseases		M	0	0	0	0	0	0	0	0	0	0	0	0	0	0	0	0	0	0	0	0	1	1
		F	0	0	0	1	0	0	0	0	0	0	0	0	1	0	0	1	0	0	3	0	3	
		T	0	0	0	1	0	0	0	0	0	0	0	0	1	0	0	1	0	0	3	1	4	
129 Nutritional marasmus		M	0	0	0	0	0	0	0	0	0	0	0	0	0	0	0	0	0	0	0	0	0	0
		F	0	0	0	0	0	0	0	0	0	0	0	0	0	0	0	0	0	0	0	0	0	0
		T	0	0	0	0	0	0	0	0	0	0	0	0	0	0	0	0	0	0	0	0	0	0
130 Other and unspecified malnutrition		M	0	0	0	0	0	0	0	0	0	0	1	0	0	1	1	1	0	0	4	0	4	
		F	0	0	0	0	0	0	0	0	0	0	0	0	0	0	0	2	3	3	8	0	8	
		T	0	0	0	0	0	0	0	0	0	0	1	0	0	1	1	3	3	3	12	0	12	
131 Other nutritional deficiencies		M	0	0	0	0	0	0	0	0	0	0	0	0	0	0	0	0	0	1	1	0	1	
		F	0	0	0	0	0	0	0	0	0	0	0	0	0	0	0	2	0	1	3	0	3	
		T	0	0	0	0	0	0	0	0	0	0	0	0	0	0	0	2	0	2	4	0	4	
132 Obesity and other hyperalimentation		M	0	0	0	1	0	1	1	2	3	3	5	3	4	2	0	3	1	0	0	29	0	29
		F	0	0	0	0	1	0	1	0	0	1	2	2	3	1	1	1	3	0	0	16	1	17
		T	0	0	0	1	1	1	2	2	3	4	7	5	7	3	1	4	4	0	0	45	1	46

(Res) Resident of Alberta

(Non Res) Non-Resident of Alberta

Table 20

(Continued)

		0-4	5-9	10-14	15-19	20-24	25-29	30-34	35-39	40-44	45-49	50-54	55-59	60-64	65-69	70-74	75-79	80-84	85-89	90+	Res Total	Non Res Total	Total	
133 Cystic fibrosis	M	0	0	0	0	0	0	0	0	0	0	0	0	0	0	0	0	0	0	0	0	0	0	
	F	0	0	0	0	0	0	0	1	0	0	0	0	0	0	0	0	0	0	0	0	1	1	2
	T	0	0	0	0	0	0	0	1	0	0	0	0	0	0	0	0	0	0	0	0	1	1	2
134 Volume depletion, disorders of fluid, electrolyte and acid-base balance	M	1	0	0	0	0	0	0	0	0	0	0	0	2	2	1	0	1	3	5	15	0	15	
	F	0	0	0	0	0	0	0	0	1	0	0	0	1	1	1	1	1	3	5	14	0	14	
	T	1	0	0	0	0	0	0	0	1	0	0	0	3	3	2	1	2	6	10	29	0	29	
135 Other metabolic disorders	M	1	0	0	0	0	0	0	0	0	3	3	1	8	4	1	5	5	0	1	32	0	32	
	F	3	0	0	0	0	0	0	0	1	0	2	1	1	1	3	4	7	2	2	27	1	28	
	T	4	0	0	0	0	0	0	0	1	3	5	2	9	5	4	9	12	2	3	59	1	60	
136 Organic dementia	M	0	0	0	0	0	0	0	0	0	0	0	2	3	4	19	33	67	74	92	294	0	294	
	F	0	0	0	0	0	0	0	0	0	0	0	2	4	4	15	28	76	160	263	552	1	553	
	T	0	0	0	0	0	0	0	0	0	0	0	4	7	8	34	61	143	234	355	846	1	847	
137 Other and unspecified organic mental disorders	M	0	0	0	0	0	0	0	0	0	0	1	1	1	1	2	3	3	1	2	15	0	15	
	F	0	0	0	0	0	0	0	0	0	0	0	0	1	0	2	4	3	4	4	18	0	18	
	T	0	0	0	0	0	0	0	0	0	0	1	1	2	1	4	7	6	5	6	33	0	33	
138 Mental and behavioral disorders due to use of alcohol	M	0	0	0	0	0	0	2	9	7	15	21	9	9	10	3	4	3	0	1	93	4	97	
	F	0	0	0	0	0	0	1	1	4	4	6	3	0	2	0	1	2	0	1	25	0	25	
	T	0	0	0	0	0	0	3	10	11	19	27	12	9	12	3	5	5	0	2	118	4	122	
139 Mental and behavioral disorders due to other psychoactive substance use	M	0	0	0	0	0	0	0	1	1	0	1	0	1	0	0	0	0	0	0	4	1	5	
	F	0	0	0	0	0	0	1	1	1	2	2	0	0	0	0	0	1	1	0	9	0	9	
	T	0	0	0	0	0	0	1	2	2	2	3	0	1	0	0	0	1	1	0	13	1	14	
140 Schizophrenia, schizotypal and delusional disorders	M	0	0	0	0	0	0	0	0	0	0	0	0	0	1	0	1	0	0	0	2	0	2	
	F	0	0	0	0	0	0	0	0	0	0	0	0	0	0	1	0	0	0	0	1	0	1	
	T	0	0	0	0	0	0	0	0	0	0	0	0	0	1	1	1	0	0	0	3	0	3	
141 Mood (affective) disorders	M	0	0	0	0	0	0	0	0	0	0	0	0	0	0	0	1	0	1	0	2	0	2	
	F	0	0	0	0	0	0	0	0	0	0	0	0	0	0	1	0	0	1	5	7	0	7	
	T	0	0	0	0	0	0	0	0	0	0	0	0	0	0	1	1	0	2	5	9	0	9	
142 Neurotic, stress-related and somatoform disorders	M	0	0	0	0	0	0	0	0	0	0	0	0	0	0	0	0	0	0	0	0	0	0	
	F	0	0	0	0	0	0	0	0	0	0	0	0	0	0	0	0	0	0	0	0	0	0	
	T	0	0	0	0	0	0	0	0	0	0	0	0	0	0	0	0	0	0	0	0	0	0	
143 Mental retardation	M	0	0	0	0	0	0	0	0	0	0	0	1	0	1	0	1	0	0	0	3	0	3	
	F	0	0	0	0	0	0	0	0	0	0	0	0	0	0	0	0	0	0	0	0	0	0	
	T	0	0	0	0	0	0	0	0	0	0	0	1	0	1	0	1	0	0	0	3	0	3	
144 Other and unspecified mental and behavioral disorders	M	0	0	0	0	0	0	0	0	0	0	0	0	0	0	0	0	0	0	0	0	0	0	
	F	0	0	0	0	0	0	1	0	0	0	0	0	0	0	0	0	0	0	0	1	0	1	
	T	0	0	0	0	0	0	1	0	0	0	0	0	0	0	0	0	0	0	0	1	0	1	

(Res) Resident of Alberta

(Non Res) Non-Resident of Alberta

Table 20

(Continued)

		0-4	5-9	10-14	15-19	20-24	25-29	30-34	35-39	40-44	45-49	50-54	55-59	60-64	65-69	70-74	75-79	80-84	85-89	90+	Res Total	Non Res Total	Total
145 Meningitis	M	0	1	0	0	0	0	0	1	1	0	0	0	0	0	0	0	1	0	0	4	1	5
	F	0	0	0	0	0	0	0	0	0	0	0	0	0	1	1	0	0	0	0	2	2	4
	T	0	1	0	0	0	0	0	1	1	0	0	0	0	1	1	0	1	0	0	6	3	9
146 Other inflammatory diseases of central nervous system	M	0	0	0	0	0	0	0	0	0	0	0	2	0	0	0	1	0	0	0	3	2	5
	F	0	0	0	0	0	1	0	0	0	0	0	1	0	0	0	0	0	0	0	2	1	3
	T	0	0	0	0	0	1	0	0	0	0	0	3	0	0	0	1	0	0	0	5	3	8
147 Parkinson's disease	M	0	0	0	0	0	0	0	0	0	0	0	2	2	2	9	11	18	12	12	68	0	68
	F	0	0	0	0	0	0	0	0	0	0	0	0	2	0	6	5	7	15	9	44	0	44
	T	0	0	0	0	0	0	0	0	0	0	0	2	4	2	15	16	25	27	21	112	0	112
148 Alzheimer's disease	M	0	0	0	0	0	0	0	0	0	0	0	0	1	2	6	22	43	37	26	137	0	137
	F	0	0	0	0	0	0	0	0	0	0	1	3	1	3	10	20	47	79	98	262	1	263
	T	0	0	0	0	0	0	0	0	0	0	1	3	2	5	16	42	90	116	124	399	1	400
149 Multiple sclerosis	M	0	0	0	0	0	0	0	0	2	3	0	2	4	3	5	3	0	1	0	23	0	23
	F	0	0	0	0	0	0	0	0	2	2	2	9	5	3	2	1	1	0	0	27	0	27
	T	0	0	0	0	0	0	0	0	4	5	2	11	9	6	7	4	1	1	0	50	0	50
150 Epilepsy	M	0	0	0	2	1	1	0	3	0	1	3	2	2	0	0	0	0	0	0	15	0	15
	F	0	0	1	0	0	2	1	0	3	1	0	1	1	0	0	0	0	0	0	10	0	10
	T	0	0	1	2	1	3	1	3	3	2	3	3	3	0	0	0	0	0	0	25	0	25
151 Transient cerebral ischemic attacks and related syndromes	M	0	0	0	0	0	0	0	0	0	0	0	0	0	0	0	1	1	0	0	2	0	2
	F	0	0	0	0	0	0	0	0	0	0	0	0	0	0	0	0	0	1	0	1	0	1
	T	0	0	0	0	0	0	0	0	0	0	0	0	0	0	0	1	1	1	0	3	0	3
152 Infantile cerebral palsy	M	0	0	1	1	3	1	1	1	0	0	2	0	1	0	1	1	0	0	0	13	0	13
	F	0	1	0	3	1	2	0	2	0	1	1	1	0	0	0	0	0	0	0	12	0	12
	T	0	1	1	4	4	3	1	3	0	1	3	1	1	0	1	1	0	0	0	25	0	25
153 All other diseases of nervous system	M	5	0	1	0	2	3	0	0	1	4	9	4	12	19	19	16	11	3	3	112	0	112
	F	2	1	0	0	0	2	2	2	0	7	10	6	11	16	11	14	14	11	7	116	2	118
	T	7	1	1	0	2	5	2	2	1	11	19	10	23	35	30	30	25	14	10	228	2	230
154 VII. Diseases of the eye and adnexa	M	0	0	0	0	0	0	0	0	0	0	0	0	0	0	0	0	0	0	0	0	0	0
	F	0	0	0	0	0	0	0	0	0	0	0	0	0	0	0	0	0	0	0	0	0	0
	T	0	0	0	0	0	0	0	0	0	0	0	0	0	0	0	0	0	0	0	0	0	0
155 VIII. Diseases of the ear and mastoid process	M	0	0	0	0	0	0	0	0	0	0	0	0	0	0	0	0	0	0	0	0	0	0
	F	0	0	0	0	0	0	0	0	0	0	0	0	0	0	0	0	0	0	0	0	0	0
	T	0	0	0	0	0	0	0	0	0	0	0	0	0	0	0	0	0	0	0	0	0	0
156 Acute rheumatic fever	M	0	0	0	0	0	0	0	0	0	0	0	0	0	0	0	0	0	0	0	0	0	0
	F	0	0	0	0	0	0	0	0	0	0	0	0	0	0	0	0	0	0	0	0	0	0
	T	0	0	0	0	0	0	0	0	0	0	0	0	0	0	0	0	0	0	0	0	0	0

(Res) Resident of Alberta

(Non Res) Non-Resident of Alberta

Table 20

(Continued)

		0-4	5-9	10-14	15-19	20-24	25-29	30-34	35-39	40-44	45-49	50-54	55-59	60-64	65-69	70-74	75-79	80-84	85-89	90+	Res Total	Non Res Total	Total	
157 Rheumatic mitral valve diseases	M	0	0	0	0	0	0	0	0	0	0	0	0	0	1	0	0	2	0	0	3	0	3	
	F	0	0	0	0	0	0	0	0	0	0	0	1	0	0	1	2	2	1	0	0	7	0	7
	T	0	0	0	0	0	0	0	0	0	0	0	1	0	1	1	2	4	1	0	0	10	0	10
158 Rheumatic aortic valve diseases	M	0	0	0	0	0	0	0	0	0	0	0	0	0	0	0	0	0	0	0	0	0	0	0
	F	0	0	0	0	0	0	0	0	0	0	0	0	0	0	0	0	1	0	0	0	1	0	1
	T	0	0	0	0	0	0	0	0	0	0	0	0	0	0	0	0	1	0	0	0	1	0	1
160 Other chronic rheumatic heart diseases	M	0	0	0	0	0	0	0	0	0	1	0	0	0	0	2	1	1	0	1	1	6	1	7
	F	0	0	0	0	0	0	0	0	0	0	0	1	1	1	1	1	5	1	1	1	12	0	12
	T	0	0	0	0	0	0	0	0	0	1	0	1	1	1	3	2	6	1	2	2	18	1	19
161 Essential (primary) hypertension	M	0	0	0	0	0	0	0	0	1	1	1	3	3	5	4	4	7	6	2	37	0	37	
	F	0	0	0	0	0	0	0	0	0	0	0	1	1	3	3	5	4	8	28	53	0	53	
	T	0	0	0	0	0	0	0	0	1	1	1	4	4	8	7	9	11	14	30	90	0	90	
162 Hypertensive heart disease	M	0	0	0	0	0	0	1	1	2	1	4	6	1	1	3	3	4	5	5	37	0	37	
	F	0	0	0	0	0	0	0	0	2	0	1	0	2	1	1	2	7	14	15	45	0	45	
	T	0	0	0	0	0	0	1	1	4	1	5	6	3	2	4	5	11	19	20	82	0	82	
163 Hypertensive renal disease	M	0	0	0	0	0	0	0	0	0	0	1	0	0	0	0	1	4	4	7	17	0	17	
	F	0	0	0	0	0	0	0	0	0	0	0	0	0	0	2	2	8	11	18	41	0	41	
	T	0	0	0	0	0	0	0	0	0	0	1	0	0	0	2	3	12	15	25	58	0	58	
164 Hypertensive heart and renal disease	M	0	0	0	0	0	0	0	0	0	0	0	0	0	0	1	0	0	0	0	1	0	1	
	F	0	0	0	0	0	0	0	0	0	0	0	0	0	0	0	1	1	3	4	9	0	9	
	T	0	0	0	0	0	0	0	0	0	0	0	0	0	0	1	1	1	3	4	10	0	10	
165 Acute myocardial infarction	M	0	0	0	0	1	0	0	2	2	15	27	31	64	55	65	70	106	86	87	611	22	633	
	F	0	0	0	0	0	0	0	2	2	3	7	12	17	15	23	55	82	123	129	470	13	483	
	T	0	0	0	0	1	0	0	4	4	18	34	43	81	70	88	125	188	209	216	1081	35	1116	
166 Other acute ischemic heart diseases	M	0	0	0	0	0	0	0	0	0	1	0	1	2	3	2	3	2	1	3	18	0	18	
	F	0	0	0	0	0	0	0	0	0	0	0	1	0	0	1	0	3	4	6	15	0	15	
	T	0	0	0	0	0	0	0	0	0	1	0	2	2	3	3	3	5	5	9	33	0	33	
167 Atherosclerotic cardiovascular disease, so described	M	0	0	0	0	0	0	0	5	12	22	36	39	74	59	53	72	62	43	31	508	10	518	
	F	0	0	0	0	0	0	0	0	3	6	10	12	16	20	36	54	55	61	51	324	6	330	
	T	0	0	0	0	0	0	0	5	15	28	46	51	90	79	89	126	117	104	82	832	16	848	
168 All other forms of chronic ischemic heart disease	M	0	0	0	0	1	1	0	8	14	40	38	43	80	77	73	131	159	189	150	1004	16	1020	
	F	0	0	0	0	0	1	1	2	5	8	6	13	18	26	56	68	103	209	293	809	5	814	
	T	0	0	0	0	1	2	1	10	19	48	44	56	98	103	129	199	262	398	443	1813	21	1834	
169 Pulmonary embolism	M	0	0	0	0	0	1	0	0	0	0	2	1	1	3	3	2	4	3	0	20	0	20	
	F	0	0	0	0	0	0	1	0	0	1	1	1	0	1	2	3	5	3	2	20	0	20	
	T	0	0	0	0	0	1	1	0	0	1	3	2	1	4	5	5	9	6	2	40	0	40	

(Res) Resident of Alberta

(Non Res) Non-Resident of Alberta

Table 20

(Continued)

		0-4	5-9	10-14	15-19	20-24	25-29	30-34	35-39	40-44	45-49	50-54	55-59	60-64	65-69	70-74	75-79	80-84	85-89	90+	Res Total	Non Res Total	Total	
170 Other pulmonary heart disease and diseases of pulmonary circulation		M	0	0	0	0	0	0	1	1	0	1	0	2	0	1	1	1	4	2	1	15	2	17
		F	0	0	0	0	0	0	0	1	0	0	0	1	3	2	1	3	3	2	16	0	16	
		T	0	0	0	0	0	1	1	1	1	0	2	1	4	3	2	7	5	3	31	2	33	
171 Acute and subacute endocarditis		M	0	0	0	1	1	0	0	0	0	1	1	0	0	0	0	1	0	0	5	1	6	
		F	0	0	0	0	0	0	0	0	0	1	2	1	1	0	0	2	0	0	7	1	8	
		T	0	0	0	1	1	0	0	0	0	2	3	1	1	0	0	3	0	0	12	2	14	
172 Diseases of pericardium and acute myocarditis		M	0	0	0	0	0	0	0	0	0	0	0	0	0	0	1	0	0	1	2	0	2	
		F	0	0	0	0	0	1	0	0	0	1	0	0	0	1	0	2	0	0	5	1	6	
		T	0	0	0	0	0	1	0	0	1	0	0	0	0	1	1	2	0	1	7	1	8	
173 Nonrheumatic mitral valve disorders		M	0	0	0	0	0	0	0	0	0	0	1	2	0	1	0	0	0	0	4	0	4	
		F	0	0	0	0	0	0	0	0	0	0	1	0	0	0	1	0	0	3	5	0	5	
		T	0	0	0	0	0	0	0	0	0	0	2	2	0	1	1	0	0	3	9	0	9	
174 Nonrheumatic aortic valve disorders		M	0	0	0	0	0	0	0	0	1	1	2	1	4	4	2	14	12	8	49	0	49	
		F	0	0	0	0	0	0	0	0	0	0	0	1	2	6	8	16	9	42	1	43		
		T	0	0	0	0	0	0	0	0	1	1	2	1	5	6	8	22	28	17	91	1	92	
175 All other diseases of endocardium		M	0	0	0	0	0	0	0	0	1	1	0	1	1	0	2	3	2	0	11	0	11	
		F	0	0	0	0	0	0	0	1	0	1	0	3	0	2	3	3	3	5	21	0	21	
		T	0	0	0	0	0	0	0	1	1	2	0	4	1	2	5	6	5	5	32	0	32	
176 Cardiomyopathy		M	1	0	0	0	0	3	1	1	2	1	4	5	7	6	6	10	3	1	1	52	1	53
		F	1	0	0	0	0	2	1	0	1	2	1	3	3	0	6	3	3	3	2	31	2	33
		T	2	0	0	0	0	5	2	1	3	3	5	8	10	6	12	13	6	4	3	83	3	86
177 Conduction disorders and cardiac dysrhythmias		M	0	0	0	0	0	0	0	0	0	2	2	1	4	7	20	15	15	23	89	1	90	
		F	0	0	0	0	0	0	0	1	0	3	1	0	3	4	13	18	41	51	135	2	137	
		T	0	0	0	0	0	0	0	1	0	5	3	1	7	11	33	33	56	74	224	3	227	
178 Congestive heart failure		M	0	0	0	0	0	0	0	0	0	0	1	3	2	4	15	27	36	29	117	0	117	
		F	0	0	0	0	0	0	0	0	0	0	2	0	3	6	18	28	58	86	201	1	202	
		T	0	0	0	0	0	0	0	0	0	0	3	3	5	10	33	55	94	115	318	1	319	
179 Other and unspecified heart failure		M	0	0	0	0	0	0	0	0	0	0	0	0	0	1	1	3	8	6	19	0	19	
		F	0	0	0	0	0	0	0	0	0	0	1	0	1	2	9	5	11	15	44	0	44	
		T	0	0	0	0	0	0	0	0	0	0	1	0	1	3	10	8	19	21	63	0	63	
180 Myocarditis, unspecified and myocardial degeneration		M	0	0	0	0	0	0	0	2	1	0	0	0	0	0	0	0	0	0	3	0	3	
		F	0	0	0	0	0	0	0	0	0	0	0	0	0	0	0	0	0	0	0	0	0	
		T	0	0	0	0	0	0	0	2	1	0	0	0	0	0	0	0	0	0	3	0	3	
181 All other and ill-defined forms of heart disease		M	0	0	0	0	0	0	0	1	0	1	0	2	4	3	3	7	2	5	28	1	29	
		F	1	0	0	0	0	0	0	0	0	1	0	0	2	2	6	5	6	11	34	0	34	
		T	1	0	0	0	0	0	0	1	0	2	0	2	6	5	9	12	8	16	62	1	63	

(Res) Resident of Alberta

(Non Res) Non-Resident of Alberta

Table 20

(Continued)

		0-4	5-9	10-14	15-19	20-24	25-29	30-34	35-39	40-44	45-49	50-54	55-59	60-64	65-69	70-74	75-79	80-84	85-89	90+	Res Total	Non Res Total	Total
182 Subarachnoid hemorrhage	M	0	0	0	0	0	0	1	2	0	5	2	3	1	3	1	1	2	1	0	22	1	23
	F	0	0	0	0	0	0	0	1	3	4	3	6	4	3	1	6	3	0	3	37	1	38
	T	0	0	0	0	0	0	1	3	3	9	5	9	5	6	2	7	5	1	3	59	2	61
183 Intracerebral and other intracranial hemorrhage	M	0	0	1	1	0	0	0	1	1	2	5	7	3	9	5	16	24	18	8	101	3	104
	F	0	0	0	0	0	0	0	1	1	0	2	3	3	6	7	9	23	16	22	93	5	98
	T	0	0	1	1	0	0	0	2	2	2	7	10	6	15	12	25	47	34	30	194	8	202
184 Cerebral infarction	M	0	0	0	0	0	0	0	0	0	0	0	0	1	2	2	3	5	4	3	20	0	20
	F	0	0	0	0	0	0	0	0	0	1	0	1	0	0	0	5	10	14	13	44	1	45
	T	0	0	0	0	0	0	0	0	0	1	0	1	1	2	2	8	15	18	16	64	1	65
185 Stroke, not specified as hemorrhage or infarction	M	0	0	0	0	0	2	0	0	0	1	2	6	8	11	26	54	47	75	45	277	2	279
	F	0	0	0	0	0	0	0	0	0	3	2	0	3	7	16	37	61	122	152	403	5	408
	T	0	0	0	0	0	2	0	0	0	4	4	6	11	18	42	91	108	197	197	680	7	687
186 Other cerebrovascular diseases and their sequelae	M	2	0	0	0	0	1	0	1	1	0	0	0	4	4	4	9	10	17	12	65	0	65
	F	0	0	0	0	0	0	0	0	0	0	1	1	3	3	3	6	17	26	34	94	0	94
	T	2	0	0	0	0	1	0	1	1	0	1	1	7	7	7	15	27	43	46	159	0	159
187 Atherosclerosis	M	0	0	0	0	0	0	0	0	0	0	1	3	1	4	3	10	15	17	11	65	0	65
	F	0	0	0	0	0	0	0	0	0	0	0	0	2	2	1	7	15	29	63	119	2	121
	T	0	0	0	0	0	0	0	0	0	0	1	3	3	6	4	17	30	46	74	184	2	186
188 Aortic aneurysm and dissection	M	0	0	0	0	0	1	0	1	1	3	0	5	8	6	9	18	19	14	4	89	5	94
	F	0	0	0	0	0	0	0	0	2	0	0	0	0	1	1	6	8	14	6	38	0	38
	T	0	0	0	0	0	1	0	1	3	3	0	5	8	7	10	24	27	28	10	127	5	132
189 Other diseases of arteries, arterioles and capillaries	M	0	0	0	0	0	0	0	0	0	1	1	2	0	0	4	2	2	2	2	16	0	16
	F	0	0	0	0	0	0	1	0	2	1	0	1	1	4	2	2	5	8	11	38	1	39
	T	0	0	0	0	0	0	1	0	2	2	1	3	1	4	6	4	7	10	13	54	1	55
190 Phlebitis, thrombophlebitis, venous embolism and thrombosis	M	0	0	0	0	0	0	0	0	1	0	1	2	0	2	1	1	1	0	1	10	1	11
	F	0	0	0	0	0	0	0	0	0	1	2	1	0	0	0	0	1	1	1	7	0	7
	T	0	0	0	0	0	0	0	0	1	1	3	3	0	2	1	1	2	1	2	17	1	18
192 Acute pharyngitis and tonsillitis	M	0	0	0	0	0	0	0	0	0	0	0	0	0	0	0	0	1	0	0	1	0	1
	F	0	0	0	0	0	0	0	0	0	0	0	0	0	0	0	0	0	0	0	0	0	0
	T	0	0	0	0	0	0	0	0	0	0	0	0	0	0	0	0	1	0	0	1	0	1
193 Acute laryngitis and tracheitis	M	0	0	0	0	0	0	0	0	0	0	0	0	0	0	0	0	0	0	0	0	0	0
	F	0	0	0	0	0	0	0	0	0	0	0	0	0	0	0	0	0	0	0	0	0	0
	T	0	0	0	0	0	0	0	0	0	0	0	0	0	0	0	0	0	0	0	0	0	0
194 Other and unspecified acute upper respiratory infections	M	0	0	0	1	2	4	2	1	1	0	2	3	1	0	2	0	0	0	1	20	2	22
	F	2	0	0	0	2	3	1	3	1	2	1	0	2	1	0	0	1	1	1	21	1	22
	T	2	0	0	1	4	7	3	4	2	2	3	3	3	1	2	0	1	1	2	41	3	44

(Res) Resident of Alberta

(Non Res) Non-Resident of Alberta

Table 20

(Continued)

		0-4	5-9	10-14	15-19	20-24	25-29	30-34	35-39	40-44	45-49	50-54	55-59	60-64	65-69	70-74	75-79	80-84	85-89	90+	Res Total	Non Res Total	Total	
195 Influenza	M	0	0	0	0	0	1	2	0	0	0	0	0	0	0	0	0	0	0	1	4	0	4	
	F	0	0	0	0	0	0	1	1	0	0	1	1	0	0	1	1	3	6	6	6	21	0	21
	T	0	0	0	0	0	1	3	1	0	0	1	1	0	0	1	1	3	6	7	25	0	25	
196 Viral pneumonia, not elsewhere classified	M	0	0	0	0	0	0	0	0	0	1	1	0	0	0	0	0	0	1	0	3	0	3	
	F	0	0	0	0	0	0	0	0	0	1	0	0	0	0	0	0	0	0	0	1	1	2	
	T	0	0	0	0	0	0	0	0	0	2	1	0	0	0	0	0	0	0	1	4	1	5	
197 Bacterial pneumonia	M	0	0	0	0	0	0	0	0	0	0	1	1	0	1	0	0	0	1	2	6	0	6	
	F	0	0	0	0	0	0	0	0	0	2	0	0	0	0	0	0	0	0	0	2	0	2	
	T	0	0	0	0	0	0	0	0	0	2	1	1	0	1	0	0	0	0	1	8	0	8	
198 Pneumonia due to other or unspecified organisms	M	0	0	0	0	0	1	0	1	2	4	8	6	10	14	12	21	42	29	37	187	5	192	
	F	1	0	0	0	0	0	1	2	5	6	3	5	6	5	5	14	27	47	72	199	1	200	
	T	1	0	0	0	0	1	1	3	7	10	11	11	16	19	17	35	69	76	109	386	6	392	
199 Acute bronchitis and bronchiolitis	M	0	0	0	0	0	0	0	0	0	0	0	1	0	0	0	1	1	0	1	4	0	4	
	F	0	0	0	0	0	0	0	0	0	0	0	0	0	1	0	2	1	1	4	9	1	10	
	T	0	0	0	0	0	0	0	0	0	0	0	1	0	1	0	3	2	1	5	13	1	14	
200 Unspecified acute lower respiratory infection	M	0	0	0	0	0	0	0	0	0	0	0	0	0	0	0	0	0	0	0	0	0	0	
	F	0	0	0	0	0	0	0	0	0	0	0	0	0	0	0	0	0	1	0	0	1	1	
	T	0	0	0	0	0	0	0	0	0	0	0	0	0	0	0	0	0	1	0	1	0	1	
201 Other diseases of upper respiratory tract	M	0	1	0	0	0	0	0	0	0	0	0	0	0	0	0	0	0	1	0	2	0	2	
	F	0	0	0	0	0	0	0	0	0	0	0	0	0	0	0	0	0	1	1	2	0	2	
	T	0	1	0	0	0	0	0	0	0	0	0	0	0	0	0	0	0	0	2	4	0	4	
202 Bronchitis, not specified as acute or chronic	M	0	0	0	0	0	0	0	0	0	0	0	0	0	0	0	0	0	1	0	1	0	1	
	F	0	0	0	0	0	0	0	0	0	0	0	0	0	0	0	0	0	0	1	1	0	1	
	T	0	0	0	0	0	0	0	0	0	0	0	0	0	0	0	0	0	1	1	2	0	2	
203 Chronic bronchitis	M	0	0	0	0	0	0	0	0	0	0	0	0	0	0	0	1	0	1	0	2	0	2	
	F	0	0	0	0	0	0	0	0	0	0	0	0	0	0	0	0	0	1	0	1	0	1	
	T	0	0	0	0	0	0	0	0	0	0	0	0	0	0	0	1	0	2	0	3	0	3	
204 Emphysema	M	0	0	0	0	0	0	0	0	0	0	1	3	0	3	5	6	2	8	4	32	0	32	
	F	0	0	0	0	0	0	0	0	0	0	1	1	4	3	9	3	2	2	1	26	1	27	
	T	0	0	0	0	0	0	0	0	0	0	2	4	4	6	14	9	4	10	5	58	1	59	
205 Other chronic obstructive pulmonary disease	M	0	0	0	0	0	0	0	0	0	2	5	8	19	34	59	83	92	83	56	441	5	446	
	F	0	0	0	0	0	0	0	0	0	2	7	9	10	25	53	52	84	79	63	384	5	389	
	T	0	0	0	0	0	0	0	0	0	4	12	17	29	59	112	135	176	162	119	825	10	835	
206 Asthma	M	0	0	1	0	0	2	0	0	0	0	0	0	0	0	0	2	0	0	2	7	0	7	
	F	0	0	0	0	0	0	0	0	0	2	0	0	1	2	1	0	3	1	3	13	0	13	
	T	0	0	1	0	0	2	0	0	0	2	0	0	1	2	1	2	3	1	5	20	0	20	

(Res) Resident of Alberta

(Non Res) Non-Resident of Alberta

Table 20

(Continued)

		0-4	5-9	10-14	15-19	20-24	25-29	30-34	35-39	40-44	45-49	50-54	55-59	60-64	65-69	70-74	75-79	80-84	85-89	90+	Res Total	Non Res Total	Total	
207	Bronchiectasis	M	0	0	0	0	0	0	0	0	0	0	0	0	0	1	2	0	0	0	3	0	3	
		F	0	0	0	0	0	0	0	0	0	0	1	1	0	0	1	1	2	1	7	0	7	
		T	0	0	0	0	0	0	0	0	0	0	1	1	0	1	3	1	2	1	10	0	10	
208	Pneumoconioses and chemical effects	M	0	0	0	0	0	0	0	0	2	1	0	1	0	2	3	1	1	0	11	0	11	
		F	0	0	0	0	0	0	0	1	2	2	0	0	0	0	0	0	0	0	5	0	5	
		T	0	0	0	0	0	0	0	1	4	3	0	1	0	2	3	1	1	0	16	0	16	
209	Pneumonitis due to food and vomit	M	0	0	0	0	0	0	0	1	0	3	1	3	4	9	19	25	26	22	113	2	115	
		F	0	0	0	0	1	0	0	1	0	0	2	0	2	2	3	7	15	27	32	92	2	94
		T	0	0	0	0	1	0	0	1	1	0	5	1	5	6	12	26	40	53	54	205	4	209
210	Other pneumonitis due to solids and liquids	M	0	0	0	0	0	0	0	0	0	0	0	0	0	0	0	0	0	0	0	0	0	
		F	0	0	0	0	0	0	0	0	0	0	0	0	0	0	0	0	0	0	0	0	0	0
		T	0	0	0	0	0	0	0	0	0	0	0	0	0	0	0	0	0	0	0	0	0	0
211	Other lung diseases due to external agents	M	0	0	0	0	0	0	0	0	0	0	1	1	0	1	0	0	1	0	4	0	4	
		F	0	0	0	0	0	0	0	0	0	0	0	0	0	1	0	1	0	0	2	0	2	
		T	0	0	0	0	0	0	0	0	0	0	1	1	0	2	0	1	1	0	6	0	6	
212	Suppurative and necrotic conditions of lower respiratory tract	M	0	0	0	0	0	0	0	0	1	2	0	4	1	0	1	2	2	0	13	0	13	
		F	0	0	0	0	0	0	0	0	0	0	0	0	0	0	0	0	1	0	1	0	1	
		T	0	0	0	0	0	0	0	0	1	2	0	4	1	0	1	2	3	0	14	0	14	
213	Pleural effusion and plaque	M	0	0	0	0	0	0	0	0	0	0	0	0	0	0	1	2	0	1	4	0	4	
		F	0	0	0	0	0	0	0	0	0	0	0	0	1	0	1	1	0	1	4	0	4	
		T	0	0	0	0	0	0	0	0	0	0	0	0	1	0	2	3	0	2	8	0	8	
214	All other diseases of respiratory system	M	1	0	0	0	0	1	0	0	1	3	1	5	8	5	14	18	28	17	8	110	3	113
		F	1	0	0	0	0	1	1	0	0	1	3	1	4	3	9	11	16	22	16	89	3	92
		T	2	0	0	0	0	2	1	0	1	4	4	6	12	8	23	29	44	39	24	199	6	205
215	Diseases of oral cavity, salivary glands and jaws	M	0	0	0	0	0	0	0	0	0	0	0	0	0	0	0	0	1	0	1	0	1	
		F	0	0	0	0	0	0	0	1	0	1	0	0	0	0	0	0	0	0	2	0	2	
		T	0	0	0	0	0	0	0	1	0	1	0	0	0	0	0	0	1	0	3	0	3	
216	Diseases of esophagus	M	0	0	0	0	0	0	0	0	0	0	0	0	1	0	1	2	2	0	6	0	6	
		F	0	0	0	0	0	0	0	0	0	1	0	0	0	2	1	2	4	2	12	0	12	
		T	0	0	0	0	0	0	0	0	0	1	0	0	1	2	2	4	6	2	18	0	18	
217	Gastric ulcer	M	0	0	0	0	0	0	0	0	0	0	0	2	0	0	2	0	0	1	5	0	5	
		F	0	0	0	0	0	0	0	0	0	0	0	0	1	0	2	1	1	3	8	1	9	
		T	0	0	0	0	0	0	0	0	0	0	0	2	1	0	4	1	1	4	13	1	14	
218	Duodenal ulcer	M	1	0	0	0	0	0	0	0	0	2	1	1	1	1	4	2	1	0	13	0	13	
		F	0	0	0	0	0	0	0	0	1	1	1	2	0	0	2	0	0	0	7	0	7	
		T	1	0	0	0	0	0	0	0	1	1	3	3	1	1	6	2	1	0	20	0	20	

(Res) Resident of Alberta

(Non Res) Non-Resident of Alberta

Table 20

(Continued)

		0-4	5-9	10-14	15-19	20-24	25-29	30-34	35-39	40-44	45-49	50-54	55-59	60-64	65-69	70-74	75-79	80-84	85-89	90+	Res Total	Non Res Total	Total
219 Peptic ulcer, site unspecified	M	0	0	0	0	0	0	0	1	0	0	0	0	0	0	0	2	0	0	0	3	0	3
	F	0	0	0	0	0	0	0	0	0	0	0	0	0	0	0	1	1	2	4	8	0	8
	T	0	0	0	0	0	0	0	1	0	0	0	0	0	0	0	3	1	2	4	11	0	11
220 Gastrojejunal ulcer	M	0	0	0	0	0	0	0	0	0	0	0	0	0	0	0	0	0	0	0	0	0	0
	F	0	0	0	0	0	0	0	0	0	0	0	0	0	0	0	0	0	0	0	0	0	0
	T	0	0	0	0	0	0	0	0	0	0	0	0	0	0	0	0	0	0	0	0	0	0
221 Gastritis and duodenitis	M	0	0	0	0	0	0	0	0	0	0	0	0	0	0	0	1	1	0	0	2	0	2
	F	0	0	0	0	0	0	0	0	0	0	0	0	0	0	0	0	0	0	0	0	0	0
	T	0	0	0	0	0	0	0	0	0	0	0	0	0	0	0	1	1	0	0	2	0	2
222 Dyspepsia and other diseases of stomach and duodenum	M	0	0	0	0	0	0	0	0	0	0	0	0	1	1	0	0	1	0	0	3	0	3
	F	0	0	0	0	0	0	0	0	0	0	0	0	0	0	0	0	0	1	0	1	1	2
	T	0	0	0	0	0	0	0	0	0	0	0	0	1	1	0	0	1	1	0	4	1	5
223 Diseases of appendix	M	0	0	0	0	0	0	0	1	0	0	0	0	0	1	0	1	0	0	0	3	0	3
	F	0	0	0	0	0	0	0	0	0	0	0	0	0	2	0	0	0	0	0	2	0	2
	T	0	0	0	0	0	0	0	1	0	0	0	0	0	3	0	1	0	0	0	5	0	5
224 Hernia	M	0	0	0	0	0	0	0	0	0	0	1	0	0	2	3	1	2	2	1	12	0	12
	F	0	0	0	0	0	0	0	0	0	0	0	0	0	0	0	3	1	2	4	10	0	10
	T	0	0	0	0	0	0	0	0	0	0	1	0	0	2	3	4	3	4	5	22	0	22
225 Crohn's disease and ulcerative colitis	M	0	0	0	0	0	0	0	0	1	0	0	0	0	0	0	1	0	0	0	2	0	2
	F	0	0	0	0	0	1	0	0	0	1	1	2	0	0	0	3	0	0	0	8	0	8
	T	0	0	0	0	0	1	0	0	1	1	1	2	0	0	4	0	0	0	10	0	10	
226 Vascular disorders and obstruction of intestine without hernia	M	1	0	0	0	0	0	0	0	0	1	4	1	3	5	6	7	13	10	13	64	2	66
	F	1	0	1	0	0	0	0	1	0	0	3	3	7	4	7	21	22	27	32	129	1	130
	T	2	0	1	0	0	0	0	1	0	1	7	4	10	9	13	28	35	37	45	193	3	196
227 Diverticular disease of intestine	M	0	0	0	0	0	0	0	0	0	0	0	0	0	0	2	1	2	0	0	5	0	5
	F	0	0	0	0	0	0	0	0	0	0	0	0	0	0	3	0	0	4	8	15	0	15
	T	0	0	0	0	0	0	0	0	0	0	0	0	0	0	5	1	2	4	8	20	0	20
228 Other diseases of intestines and peritoneum	M	0	0	0	0	0	0	1	0	0	0	0	0	1	1	2	1	3	2	2	13	0	13
	F	0	0	0	0	0	0	0	0	1	0	2	0	0	0	1	5	5	7	5	26	1	27
	T	0	0	0	0	0	0	1	0	1	0	2	0	1	1	3	6	8	9	7	39	1	40
229 Diseases of peritoneum	M	0	0	0	0	0	0	0	1	0	0	0	0	0	1	1	0	3	0	0	6	0	6
	F	0	0	0	0	0	0	0	0	0	0	0	0	0	1	0	1	1	1	2	6	0	6
	T	0	0	0	0	0	0	0	1	0	0	0	0	0	2	1	1	4	1	2	12	0	12
230 Alcoholic liver disease	M	0	0	0	0	0	0	1	3	4	12	15	21	12	10	5	7	1	0	0	91	2	93
	F	0	0	0	0	0	3	2	4	3	3	7	8	3	0	1	1	2	1	0	38	0	38
	T	0	0	0	0	0	3	3	7	7	15	22	29	15	10	6	8	3	1	0	129	2	131

(Res) Resident of Alberta

(Non Res) Non-Resident of Alberta

Table 20

(Continued)

		0-4	5-9	10-14	15-19	20-24	25-29	30-34	35-39	40-44	45-49	50-54	55-59	60-64	65-69	70-74	75-79	80-84	85-89	90+	Res Total	Non Res Total	Total	
231 Chronic hepatitis, not elsewhere classified	M	0	0	0	0	0	0	0	0	0	0	0	0	0	0	0	0	0	0	0	0	0	0	
	F	0	0	0	0	0	0	0	0	0	0	0	0	0	0	0	0	0	0	0	0	0	0	0
	T	0	0	0	0	0	0	0	0	0	0	0	0	0	0	0	0	0	0	0	0	0	0	0
232 Fibrosis and cirrhosis of liver	M	0	0	0	0	0	0	0	2	0	2	9	7	6	6	7	6	5	5	1	56	2	58	
	F	0	0	0	0	0	0	2	0	1	1	3	8	7	7	10	7	1	2	3	52	2	54	
	T	0	0	0	0	0	0	2	2	1	3	12	15	13	13	17	13	6	7	4	108	4	112	
233 Other diseases of liver	M	0	0	0	0	0	0	0	0	0	2	5	5	0	9	4	2	1	1	0	29	0	29	
	F	0	0	0	1	0	1	0	0	1	1	5	2	2	1	3	1	1	3	2	24	1	25	
	T	0	0	0	1	0	1	0	0	1	3	10	7	2	10	7	3	2	4	2	53	1	54	
234 Cholelithiasis and other disorders of gall-bladder	M	0	0	0	0	0	0	0	0	0	0	0	0	2	1	0	3	1	1	0	8	2	10	
	F	0	0	0	0	0	0	0	0	0	1	1	0	0	0	2	0	3	2	6	15	0	15	
	T	0	0	0	0	0	0	0	0	0	1	1	0	2	1	2	3	4	3	6	23	2	25	
235 Pancreatitis	M	0	0	0	0	0	0	1	0	0	0	3	3	3	1	3	3	2	0	0	19	0	19	
	F	0	0	0	0	0	0	1	0	0	1	0	0	2	0	2	3	3	0	2	14	1	15	
	T	0	0	0	0	0	0	2	0	0	1	3	3	5	1	5	6	5	0	2	33	1	34	
236 Other disorders of biliary tract and pancreas	M	0	0	0	0	0	0	0	0	0	0	0	0	1	0	0	1	0	2	1	5	0	5	
	F	0	0	0	0	0	0	0	0	0	0	0	0	0	1	0	1	2	0	2	6	1	7	
	T	0	0	0	0	0	0	0	0	0	0	0	0	1	1	0	2	2	2	3	11	1	12	
237 All other diseases of digestive system	M	0	0	0	0	0	0	0	0	0	0	1	1	0	3	1	7	8	10	4	35	0	35	
	F	0	0	0	0	0	0	0	0	0	0	3	2	1	0	3	2	4	11	24	50	0	50	
	T	0	0	0	0	0	0	0	0	0	0	4	3	1	3	4	9	12	21	28	85	0	85	
238 Infections of skin and subcutaneous tissue	M	0	0	0	0	0	0	0	1	0	0	0	0	0	0	1	3	2	1	2	10	0	10	
	F	0	0	0	0	0	0	0	0	0	0	0	0	0	1	0	1	2	0	2	6	0	6	
	T	0	0	0	0	0	0	0	1	0	0	0	0	0	1	1	4	4	1	4	16	0	16	
239 Other and unspecified diseases of skin and subcutaneous tissue	M	0	0	0	0	0	0	0	0	0	0	1	1	0	1	1	2	4	0	2	12	0	12	
	F	0	0	0	0	0	0	0	0	0	0	0	0	0	0	1	2	0	4	1	8	0	8	
	T	0	0	0	0	0	0	0	0	0	0	1	1	0	1	2	4	4	4	3	20	0	20	
240 Rheumatoid arthritis and related inflammatory polyarthropathies	M	0	0	0	0	0	0	0	0	1	1	0	0	0	0	0	3	3	0	0	8	0	8	
	F	0	0	0	0	0	0	0	0	0	0	0	0	2	0	3	1	2	0	4	12	1	13	
	T	0	0	0	0	0	0	0	0	1	1	0	0	2	0	3	4	5	0	4	20	1	21	
241 Systemic lupus erythematosus	M	0	0	0	0	0	0	0	0	0	1	0	0	0	0	0	0	0	0	0	1	0	1	
	F	0	0	0	0	0	0	2	0	0	0	0	0	0	0	0	0	0	0	0	2	0	2	
	T	0	0	0	0	0	0	2	0	0	1	0	0	0	0	0	0	0	0	0	3	0	3	
242 Other arthropathies and related disorders	M	0	0	0	0	0	0	0	0	2	0	3	3	2	3	2	2	1	2	0	20	1	21	
	F	0	0	0	0	0	0	0	0	0	4	1	0	1	1	6	1	4	4	4	26	2	28	
	T	0	0	0	0	0	0	0	0	2	4	4	3	3	4	8	3	5	6	4	46	3	49	

(Res) Resident of Alberta

(Non Res) Non-Resident of Alberta

Table 20

(Continued)

		0-4	5-9	10-14	15-19	20-24	25-29	30-34	35-39	40-44	45-49	50-54	55-59	60-64	65-69	70-74	75-79	80-84	85-89	90+	Res Total	Non Res Total	Total	
243 Dorsopathies	M	0	0	0	0	0	0	0	0	0	0	0	0	0	0	0	0	0	0	0	0	0	0	
	F	0	0	0	0	0	0	0	0	0	0	0	0	1	0	0	0	0	0	1	2	2	0	2
	T	0	0	0	0	0	0	0	0	0	0	0	0	1	0	0	0	0	0	1	2	2	0	2
244 Soft tissue disorders	M	0	0	0	0	0	1	0	0	0	0	0	0	0	2	2	1	1	0	1	8	0	8	
	F	1	0	0	0	0	0	0	0	0	1	0	0	1	0	1	0	1	1	1	7	0	7	
	T	1	0	0	0	0	1	0	0	0	1	0	0	1	2	3	1	2	1	2	15	0	15	
245 Osteoporosis	M	0	0	0	0	0	0	0	0	0	0	0	0	0	0	0	0	1	0	4	5	0	5	
	F	0	0	0	0	0	0	0	0	0	0	0	0	0	0	0	2	3	8	11	24	0	24	
	T	0	0	0	0	0	0	0	0	0	0	0	0	0	0	0	2	4	8	15	29	0	29	
246 Other osteopathies, chondropathies and disorders of musculoskeletal system and connective tissue	M	0	0	0	0	0	0	0	0	0	0	0	0	0	0	0	1	0	0	2	3	0	3	
	F	0	0	0	0	0	0	0	0	0	0	1	0	0	0	0	0	1	0	0	2	1	3	
	T	0	0	0	0	0	0	0	0	0	0	1	0	0	0	0	1	1	0	2	5	1	6	
247 Acute and rapidly progressive nephritic syndrome	M	0	0	0	0	0	0	0	0	0	1	0	0	0	0	0	0	0	0	0	1	0	1	
	F	0	0	0	0	0	0	0	0	0	0	0	0	0	0	0	0	0	0	0	0	0	0	
	T	0	0	0	0	0	0	0	0	0	1	0	0	0	0	0	0	0	0	0	1	0	1	
248 Nephrotic syndrome	M	0	0	0	0	1	0	0	0	0	0	0	0	0	0	0	0	0	0	0	1	0	1	
	F	0	0	0	0	0	0	0	0	0	0	0	0	0	0	0	0	0	0	0	0	0	0	
	T	0	0	0	0	1	0	0	0	0	0	0	0	0	0	0	0	0	0	0	1	0	1	
249 Other and unspecified glomerular diseases	M	0	0	0	0	0	0	0	0	0	0	1	0	0	2	0	3	1	0	2	9	0	9	
	F	0	0	0	0	0	0	0	0	1	0	0	0	0	0	0	0	1	1	0	3	0	3	
	T	0	0	0	0	0	0	0	0	1	0	1	0	0	2	0	3	2	1	2	12	0	12	
250 Renal tubulointerstitial diseases	M	0	0	0	0	0	0	0	0	0	0	0	0	0	1	1	0	0	2	1	5	0	5	
	F	0	0	0	0	0	0	0	0	1	0	0	0	0	0	0	1	0	0	2	4	0	4	
	T	0	0	0	0	0	0	0	0	1	0	0	0	0	1	1	1	0	2	3	9	0	9	
251 Renal failure	M	0	0	0	0	0	0	0	0	0	3	1	4	3	4	7	21	29	32	25	129	2	131	
	F	0	0	0	0	0	1	0	0	1	1	2	2	6	7	3	15	27	37	53	155	1	156	
	T	0	0	0	0	0	1	0	0	1	4	3	6	9	11	10	36	56	69	78	284	3	287	
252 Urolithiasis	M	0	0	0	0	0	0	0	0	0	0	0	0	0	0	0	0	0	0	0	0	0	0	
	F	0	0	0	0	0	0	0	0	0	1	0	0	0	0	0	0	0	1	0	2	0	2	
	T	0	0	0	0	0	0	0	0	0	1	0	0	0	0	0	0	0	1	0	2	0	2	
253 Other and unspecified disorders of kidney	M	0	0	0	0	0	0	0	0	0	0	0	0	0	0	0	0	0	0	0	0	0	0	
	F	0	0	0	0	0	0	0	0	0	0	0	0	1	0	0	0	0	0	0	1	0	1	
	T	0	0	0	0	0	0	0	0	0	0	0	0	1	0	0	0	0	0	0	1	0	1	
254 Urinary tract infection, site not specified	M	0	0	0	0	0	0	0	0	0	0	1	0	1	1	2	6	5	11	7	34	0	34	
	F	0	0	0	0	0	0	1	0	0	1	0	1	1	2	1	4	9	13	25	58	1	59	
	T	0	0	0	0	0	0	1	0	0	1	1	1	2	3	3	10	14	24	32	92	1	93	

(Res) Resident of Alberta

(Non Res) Non-Resident of Alberta

Table 20

(Continued)

		0-4	5-9	10-14	15-19	20-24	25-29	30-34	35-39	40-44	45-49	50-54	55-59	60-64	65-69	70-74	75-79	80-84	85-89	90+	Res Total	Non Res Total	Total
255 Other diseases of urinary system	M	0	0	0	0	0	0	0	0	0	0	1	0	0	0	1	1	0	0	0	3	0	3
	F	0	0	0	0	0	0	0	0	0	1	0	0	0	0	0	0	0	3	1	5	0	5
	T	0	0	0	0	0	0	0	0	0	1	1	0	0	0	1	1	0	3	1	8	0	8
256 Hyperplasia of prostate	M	0	0	0	0	0	0	0	0	0	0	0	0	0	0	0	1	1	2	2	6	0	6
	F	0	0	0	0	0	0	0	0	0	0	0	0	0	0	0	0	0	0	0	0	0	0
	T	0	0	0	0	0	0	0	0	0	0	0	0	0	0	0	1	1	2	2	6	0	6
257 Other diseases of male genital organs	M	0	0	0	0	0	0	0	0	0	0	0	0	0	1	0	0	0	0	0	1	0	1
	F	0	0	0	0	0	0	0	0	0	0	0	0	0	0	0	0	0	0	0	0	0	0
	T	0	0	0	0	0	0	0	0	0	0	0	0	0	1	0	0	0	0	0	1	0	1
258 Disorders of breast	M	0	0	0	0	0	0	0	0	0	0	0	0	0	0	0	0	0	0	0	0	0	0
	F	0	0	0	0	0	0	0	0	0	0	0	0	0	0	0	0	0	0	0	0	0	0
	T	0	0	0	0	0	0	0	0	0	0	0	0	0	0	0	0	0	0	0	0	0	0
259 Inflammatory diseases of female pelvic organs	M	0	0	0	0	0	0	0	0	0	0	0	0	0	0	0	0	0	0	0	0	0	0
	F	0	0	0	0	0	0	0	0	0	1	0	0	0	2	0	0	0	0	0	3	0	3
	T	0	0	0	0	0	0	0	0	0	1	0	0	0	2	0	0	0	0	0	3	0	3
260 Noninflammatory disorders of female genital tract	M	0	0	0	0	0	0	0	0	0	0	0	0	0	0	0	0	0	0	0	0	0	0
	F	0	0	0	0	0	0	0	0	0	0	0	0	0	0	0	0	1	0	1	2	0	2
	T	0	0	0	0	0	0	0	0	0	0	0	0	0	0	0	0	1	0	1	2	0	2
261 Ectopic pregnancy	M	0	0	0	0	0	0	0	0	0	0	0	0	0	0	0	0	0	0	0	0	0	0
	F	0	0	0	0	0	0	0	0	0	0	0	0	0	0	0	0	0	0	0	0	0	0
	T	0	0	0	0	0	0	0	0	0	0	0	0	0	0	0	0	0	0	0	0	0	0
262 Spontaneous abortion	M	0	0	0	0	0	0	0	0	0	0	0	0	0	0	0	0	0	0	0	0	0	0
	F	0	0	0	0	0	0	0	0	0	0	0	0	0	0	0	0	0	0	0	0	0	0
	T	0	0	0	0	0	0	0	0	0	0	0	0	0	0	0	0	0	0	0	0	0	0
263 Medical abortion	M	0	0	0	0	0	0	0	0	0	0	0	0	0	0	0	0	0	0	0	0	0	0
	F	0	0	0	0	0	0	0	0	0	0	0	0	0	0	0	0	0	0	0	0	0	0
	T	0	0	0	0	0	0	0	0	0	0	0	0	0	0	0	0	0	0	0	0	0	0
264 Other abortion	M	0	0	0	0	0	0	0	0	0	0	0	0	0	0	0	0	0	0	0	0	0	0
	F	0	0	0	0	0	0	0	0	0	0	0	0	0	0	0	0	0	0	0	0	0	0
	T	0	0	0	0	0	0	0	0	0	0	0	0	0	0	0	0	0	0	0	0	0	0
265 Other and unspecified pregnancy with abortive outcome	M	0	0	0	0	0	0	0	0	0	0	0	0	0	0	0	0	0	0	0	0	0	0
	F	0	0	0	0	0	0	0	0	0	0	0	0	0	0	0	0	0	0	0	0	0	0
	T	0	0	0	0	0	0	0	0	0	0	0	0	0	0	0	0	0	0	0	0	0	0
266 Eclampsia and pre-eclampsia	M	0	0	0	0	0	0	0	0	0	0	0	0	0	0	0	0	0	0	0	0	0	0
	F	0	0	0	0	1	0	0	0	0	0	0	0	0	0	0	0	0	0	0	1	0	1
	T	0	0	0	0	1	0	0	0	0	0	0	0	0	0	0	0	0	0	0	1	0	1

(Res) Resident of Alberta

(Non Res) Non-Resident of Alberta

Table 20

(Continued)

		0-4	5-9	10-14	15-19	20-24	25-29	30-34	35-39	40-44	45-49	50-54	55-59	60-64	65-69	70-74	75-79	80-84	85-89	90+	Res Total	Non Res Total	Total	
267 Hemorrhage of pregnancy and childbirth and placenta previa	M	0	0	0	0	0	0	0	0	0	0	0	0	0	0	0	0	0	0	0	0	0	0	
	F	0	0	0	0	0	0	0	0	0	0	0	0	0	0	0	0	0	0	0	0	0	0	0
	T	0	0	0	0	0	0	0	0	0	0	0	0	0	0	0	0	0	0	0	0	0	0	0
268 Obstetric embolism	M	0	0	0	0	0	0	0	0	0	0	0	0	0	0	0	0	0	0	0	0	0	0	
	F	0	0	0	0	0	1	0	1	0	0	0	0	0	0	0	0	0	0	0	0	2	0	2
	T	0	0	0	0	0	1	0	1	0	0	0	0	0	0	0	0	0	0	0	0	2	0	2
269 Other complications predominately related to the puerperium	M	0	0	0	0	0	0	0	0	0	0	0	0	0	0	0	0	0	0	0	0	0	0	
	F	0	0	0	0	0	0	0	0	0	0	0	0	0	0	0	0	0	0	0	0	0	0	0
	T	0	0	0	0	0	0	0	0	0	0	0	0	0	0	0	0	0	0	0	0	0	0	0
270 All other direct obstetric causes	M	0	0	0	0	0	0	0	0	0	0	0	0	0	0	0	0	0	0	0	0	0	0	0
	F	0	0	0	0	0	0	0	0	0	0	0	0	0	0	0	0	0	0	0	0	0	0	0
	T	0	0	0	0	0	0	0	0	0	0	0	0	0	0	0	0	0	0	0	0	0	0	0
271 Obstetric death of unspecified cause	M	0	0	0	0	0	0	0	0	0	0	0	0	0	0	0	0	0	0	0	0	0	0	0
	F	0	0	0	0	0	0	0	0	0	0	0	0	0	0	0	0	0	0	0	0	0	0	0
	T	0	0	0	0	0	0	0	0	0	0	0	0	0	0	0	0	0	0	0	0	0	0	0
272 Other deaths related to pregnancy, childbirth and the puerperium	M	0	0	0	0	0	0	0	0	0	0	0	0	0	0	0	0	0	0	0	0	0	0	0
	F	0	0	0	0	0	0	0	0	0	0	0	0	0	0	0	0	0	0	0	0	0	0	0
	T	0	0	0	0	0	0	0	0	0	0	0	0	0	0	0	0	0	0	0	0	0	0	0
273 Indirect obstetric deaths	M	0	0	0	0	0	0	0	0	0	0	0	0	0	0	0	0	0	0	0	0	0	0	0
	F	0	0	0	0	0	0	0	0	1	0	0	0	0	0	0	0	0	0	0	0	1	0	1
	T	0	0	0	0	0	0	0	0	1	0	0	0	0	0	0	0	0	0	0	0	1	0	1
274 Newborn affected by maternal factors and by complications of pregnancy, labour and delivery	M	37	0	0	0	0	0	0	0	0	0	0	0	0	0	0	0	0	0	0	37	2	39	
	F	35	0	0	0	0	0	0	0	0	0	0	0	0	0	0	0	0	0	0	35	1	36	
	NS	1	0	0	0	0	0	0	0	0	0	0	0	0	0	0	0	0	0	0	1	0	1	
	T	73	0	0	0	0	0	0	0	0	0	0	0	0	0	0	0	0	0	0	73	3	76	
275 Disorders related to short gestation and low birth weight, not elsewhere classified	M	18	0	0	0	0	0	0	0	0	0	0	0	0	0	0	0	0	0	0	18	1	19	
	F	12	0	0	0	0	0	0	0	0	0	0	0	0	0	0	0	0	0	0	12	0	12	
	T	30	0	0	0	0	0	0	0	0	0	0	0	0	0	0	0	0	0	0	30	1	31	
276 Birth trauma	M	0	0	0	0	0	0	0	0	0	0	0	0	0	0	0	0	0	0	0	0	0	0	0
	F	0	0	0	0	0	0	0	0	0	0	0	0	0	0	0	0	0	0	0	0	0	0	0
	T	0	0	0	0	0	0	0	0	0	0	0	0	0	0	0	0	0	0	0	0	0	0	0
277 Intrauterine hypoxia and birth asphyxia	M	8	0	0	0	0	0	0	0	0	0	0	0	0	0	0	0	0	0	0	8	0	8	
	F	5	0	0	0	0	0	0	0	0	0	0	0	0	0	0	0	0	0	0	5	1	6	
	T	13	0	0	0	0	0	0	0	0	0	0	0	0	0	0	0	0	0	0	13	1	14	
278 Respiratory distress of newborn	M	2	0	0	0	0	0	0	0	0	0	0	0	0	0	0	0	0	0	0	2	0	2	
	F	2	0	0	0	0	0	0	0	0	0	0	0	0	0	0	0	0	0	0	2	1	3	
	T	4	0	0	0	0	0	0	0	0	0	0	0	0	0	0	0	0	0	0	4	1	5	

(Res) Resident of Alberta

(Non Res) Non-Resident of Alberta

Table 20

(Continued)

		0-4	5-9	10-14	15-19	20-24	25-29	30-34	35-39	40-44	45-49	50-54	55-59	60-64	65-69	70-74	75-79	80-84	85-89	90+	Res Total	Non Res Total	Total	
279 Other respiratory conditions originating in the perinatal period	M	1	0	0	0	0	0	0	0	0	0	0	0	0	0	0	0	0	0	0	0	1	1	2
	F	3	0	0	0	0	0	0	0	0	0	0	0	0	0	0	0	0	0	0	0	3	2	5
	T	4	0	0	0	0	0	0	0	0	0	0	0	0	0	0	0	0	0	0	0	4	3	7
280 Infections specific to the perinatal period	M	4	0	0	0	0	0	0	0	0	0	1	0	0	0	0	0	0	0	0	0	5	0	5
	F	2	0	0	0	0	0	0	0	0	0	0	0	0	0	0	0	0	0	0	0	2	0	2
	T	6	0	0	0	0	0	0	0	0	0	1	0	0	0	0	0	0	0	0	0	7	0	7
281 Other and unspecified conditions originating in the perinatal period	M	18	0	0	0	0	0	0	0	0	0	0	0	0	0	0	0	0	0	0	0	18	2	20
	F	17	0	0	0	0	0	0	0	0	0	0	0	0	0	0	0	0	0	0	0	17	2	19
	T	35	0	0	0	0	0	0	0	0	0	0	0	0	0	0	0	0	0	0	0	35	4	39
282 Anencephaly and similar malformations	M	2	0	0	0	0	0	0	0	0	0	0	0	0	0	0	0	0	0	0	0	2	1	3
	F	1	0	0	0	0	0	0	0	0	0	0	0	0	0	0	0	0	0	0	0	1	0	1
	T	3	0	0	0	0	0	0	0	0	0	0	0	0	0	0	0	0	0	0	0	3	1	4
283 Spina bifida	M	0	0	0	0	0	0	0	1	0	0	0	0	0	0	0	0	0	0	0	0	1	0	1
	F	1	0	0	0	0	1	0	0	0	0	0	0	0	0	0	0	0	0	0	0	2	0	2
	T	1	0	0	0	0	1	0	1	0	0	0	0	0	0	0	0	0	0	0	0	3	0	3
284 All other congenital malformations of nervous system	M	2	1	0	0	0	1	0	0	0	0	1	0	0	0	0	0	0	0	0	0	5	1	6
	F	3	0	0	0	2	0	0	0	0	0	0	0	0	0	0	0	0	0	0	0	5	0	5
	T	5	1	0	0	2	1	0	0	0	0	1	0	0	0	0	0	0	0	0	0	10	1	11
285 Congenital malformations of heart	M	8	0	0	0	0	0	1	0	1	3	0	1	1	0	1	0	0	0	0	0	16	3	19
	F	5	1	0	0	0	0	0	1	0	0	0	0	0	0	0	0	0	0	0	0	7	4	11
	T	13	1	0	0	0	0	1	1	1	3	0	1	1	0	1	0	0	0	0	0	23	7	30
286 Other congenital malformations of circulatory system	M	0	0	0	0	0	0	0	0	0	0	0	0	0	0	0	0	0	0	0	0	0	0	0
	F	3	0	0	0	0	0	0	0	0	1	0	0	0	0	0	0	0	1	0	0	5	0	5
	T	3	0	0	0	0	0	0	0	0	1	0	0	0	0	0	0	0	1	0	0	5	0	5
287 Congenital malformations of respiratory system	M	3	0	0	0	0	0	0	0	0	0	0	0	0	0	0	0	0	0	0	0	3	0	3
	F	0	0	0	0	0	0	0	0	0	0	0	0	0	0	0	0	0	0	0	0	0	0	0
	T	3	0	0	0	0	0	0	0	0	0	0	0	0	0	0	0	0	0	0	0	3	0	3
288 Other congenital malformations and deformations	M	11	0	0	2	0	0	0	0	0	0	1	0	1	1	0	0	0	0	0	0	16	1	17
	F	7	0	0	0	0	1	0	0	0	1	0	0	0	1	0	2	0	0	1	0	13	1	14
	T	18	0	0	2	0	1	0	0	0	1	1	0	1	2	0	2	0	0	1	0	29	2	31
289 Down's syndrome	M	4	0	0	0	0	0	0	0	1	0	0	2	0	0	0	0	0	0	0	0	7	0	7
	F	1	0	0	1	0	0	0	0	0	2	4	1	2	0	1	0	0	0	0	0	12	1	13
	T	5	0	0	1	0	0	0	0	1	2	4	3	2	0	1	0	0	0	0	0	19	1	20
290 All other chromosomal abnormalities, not elsewhere classified	M	2	0	0	0	0	0	0	0	0	0	0	0	0	0	0	0	0	0	0	0	2	0	2
	F	8	0	0	1	0	0	0	0	0	0	0	0	0	0	0	0	0	0	0	0	9	1	10
	T	10	0	0	1	0	0	0	0	0	0	0	0	0	0	0	0	0	0	0	0	11	1	12

(Res) Resident of Alberta

(Non Res) Non-Resident of Alberta

Table 20

(Continued)

		0-4	5-9	10-14	15-19	20-24	25-29	30-34	35-39	40-44	45-49	50-54	55-59	60-64	65-69	70-74	75-79	80-84	85-89	90+	Res Total	Non Res Total	Total
291 Senility	M	0	0	0	0	0	0	0	0	0	0	0	0	0	0	0	1	0	2	6	9	0	9
	F	0	0	0	0	0	0	0	0	0	0	0	0	0	0	0	0	1	4	15	20	0	20
	T	0	0	0	0	0	0	0	0	0	0	0	0	0	0	0	1	1	6	21	29	0	29
292 Sudden infant death syndrome	M	10	0	0	0	0	0	0	0	0	0	0	0	0	0	0	0	0	0	0	10	0	10
	F	10	0	0	0	0	0	0	0	0	0	0	0	0	0	0	0	0	0	0	10	0	10
	T	20	0	0	0	0	0	0	0	0	0	0	0	0	0	0	0	0	0	0	20	0	20
293 Other ill-defined and unknown causes of mortality	M	6	0	0	1	4	0	0	4	2	5	5	1	0	0	0	0	0	0	0	28	1	29
	F	4	0	0	1	0	0	2	0	1	4	2	1	1	1	1	0	0	2	2	22	1	23
	T	10	0	0	2	4	0	2	4	3	9	7	2	1	1	1	0	0	2	2	50	2	52
294 All other symptoms, signs and abnormal clinical and laboratory findings, not elsewhere classified	M	0	1	0	0	0	0	0	1	0	2	1	1	1	0	1	2	0	1	3	14	1	15
	F	0	0	0	0	0	0	0	0	0	0	0	0	0	0	2	0	4	5	19	30	1	31
	T	0	1	0	0	0	0	0	1	0	2	1	1	1	0	3	2	4	6	22	44	2	46
295 Railway accidents	M	0	0	0	0	0	0	0	0	0	0	0	0	0	0	0	0	0	0	0	0	1	1
	F	0	0	0	0	1	0	1	0	0	0	0	0	0	0	0	0	1	0	0	3	0	3
	T	0	0	0	0	1	0	1	0	0	0	0	0	0	0	0	0	1	0	0	3	1	4
296 Pedestrian involved in collision with motor vehicle	M	0	1	0	2	1	0	1	1	0	0	1	2	1	0	0	0	1	0	0	11	1	12
	F	0	0	0	0	0	0	0	1	0	0	0	0	0	0	0	0	0	1	0	2	0	2
	T	0	1	0	2	1	0	1	2	0	0	1	2	1	0	0	0	1	1	0	13	1	14
297 Pedalcyclist involved in collision with motor vehicle	M	0	0	0	0	0	0	0	0	0	0	0	0	1	0	0	0	0	0	0	1	1	2
	F	0	0	0	0	0	0	0	0	0	0	0	0	0	0	0	0	0	0	0	0	0	0
	T	0	0	0	0	0	0	0	0	0	0	0	0	1	0	0	0	0	0	0	1	1	2
298 Motorcyclist involved in any accident except collision with railway train	M	0	0	0	2	8	3	6	1	1	2	5	0	0	0	0	1	0	0	0	29	9	38
	F	0	0	0	0	0	1	0	1	0	1	0	0	0	0	0	0	0	0	0	3	1	4
	T	0	0	0	2	8	4	6	2	1	3	5	0	0	0	0	1	0	0	0	32	10	42
299 Motorcyclist involved in collision with railway train	M	0	0	0	0	0	0	0	0	0	0	0	0	0	0	0	0	0	0	0	0	0	0
	F	0	0	0	0	0	0	0	0	0	0	0	0	0	0	0	0	0	0	0	0	0	0
	T	0	0	0	0	0	0	0	0	0	0	0	0	0	0	0	0	0	0	0	0	0	0
300 Other motor vehicle accident involving collision with railway train	M	0	0	0	0	0	0	0	0	0	0	0	0	0	0	0	0	0	0	0	0	0	0
	F	0	0	0	0	0	0	0	0	0	0	0	0	0	0	0	0	0	0	0	0	0	0
	T	0	0	0	0	0	0	0	0	0	0	0	0	0	0	0	0	0	0	0	0	0	0
301 Occupant of motor vehicle involved in collision with other (non-motorized) road vehicle, streetcar, animal or pedestrian	M	0	0	0	0	2	1	1	0	0	0	0	0	0	0	0	0	0	1	0	5	1	6
	F	0	0	0	1	1	0	0	0	0	1	1	0	0	0	0	0	0	0	0	4	0	4
	T	0	0	0	1	3	1	1	0	0	1	1	0	0	0	0	0	0	1	0	9	1	10
302 Occupant of car, pickup truck or van involved in collision with other motor vehicle	M	1	1	0	5	5	2	3	3	0	4	2	3	2	1	2	1	1	0	0	36	2	38
	F	0	1	0	3	0	0	0	1	1	0	0	1	0	0	2	1	0	0	0	10	0	10
	T	1	2	0	8	5	2	3	4	1	4	2	4	2	1	4	2	1	0	0	46	2	48

(Res) Resident of Alberta

(Non Res) Non-Resident of Alberta

Table 20

(Continued)

		0-4	5-9	10-14	15-19	20-24	25-29	30-34	35-39	40-44	45-49	50-54	55-59	60-64	65-69	70-74	75-79	80-84	85-89	90+	Res Total	Non Res Total	Total	
303 Occupant of heavy transport vehicle or bus involved in collision with other motor vehicle	M	0	0	0	0	0	0	0	0	0	0	0	0	0	0	0	0	0	0	0	0	1	1	
	F	0	0	0	0	0	0	0	0	0	0	0	0	0	0	0	0	0	0	0	0	0	0	0
	T	0	0	0	0	0	0	0	0	0	0	0	0	0	0	0	0	0	0	0	0	0	1	1
304 Occupant of motor vehicle involved in non-collision accident	M	0	0	0	0	3	3	3	4	1	0	0	1	0	0	0	0	0	0	0	15	1	16	
	F	0	0	0	0	0	0	0	0	0	0	0	0	0	0	0	0	1	0	0	1	0	1	
	T	0	0	0	0	3	3	3	4	1	0	0	1	0	0	0	0	1	0	0	16	1	17	
305 Occupant of special-use motor vehicle involved in any accident	M	0	1	1	0	7	2	2	3	1	1	1	2	2	0	0	1	0	0	0	24	2	26	
	F	0	1	0	0	0	1	0	0	1	0	0	0	0	0	0	0	0	0	0	3	0	3	
	T	0	2	1	0	7	3	2	3	2	1	1	2	2	0	0	1	0	0	0	27	2	29	
306 Other and unspecified motor vehicle accidents	M	2	1	0	14	17	9	16	7	13	10	11	4	6	3	9	3	1	0	1	127	14	141	
	F	1	1	1	9	10	7	3	1	7	2	5	6	2	3	3	2	0	1	0	64	9	73	
	T	3	2	1	23	27	16	19	8	20	12	16	10	8	6	12	5	1	1	1	191	23	214	
307 Streetcar accidents	M	0	0	0	0	0	0	0	0	0	0	0	0	0	0	0	0	0	0	0	0	0	0	
	F	0	0	0	0	0	0	0	0	0	0	0	0	0	0	0	0	0	0	0	0	0	0	
	T	0	0	0	0	0	0	0	0	0	0	0	0	0	0	0	0	0	0	0	0	0	0	
308 Other and unspecified land transport accidents	M	0	0	0	0	1	0	0	0	0	0	0	0	0	0	0	2	0	0	0	3	1	4	
	F	0	0	0	0	0	0	0	0	0	0	0	0	0	0	0	0	0	0	0	0	0	0	
	T	0	0	0	0	1	0	0	0	0	0	0	0	0	0	0	2	0	0	0	3	1	4	
309 Water transport accidents	M	0	0	0	2	2	1	0	1	1	0	1	0	0	0	0	0	0	0	0	8	0	8	
	F	0	0	0	0	0	0	0	0	0	0	0	0	0	0	0	0	0	0	0	0	0	0	
	T	0	0	0	2	2	1	0	1	1	0	1	0	0	0	0	0	0	0	0	8	0	8	
310 Air and space transport accidents	M	0	0	0	0	0	0	0	0	0	1	0	0	0	0	0	0	0	1	0	2	0	2	
	F	0	0	0	0	0	0	0	0	0	0	0	0	0	0	0	0	0	0	0	0	0	0	
	T	0	0	0	0	0	0	0	0	0	1	0	0	0	0	0	0	0	1	0	2	0	2	
311 Other and unspecified transport accidents and their sequelae	M	0	0	0	0	0	1	1	0	1	1	1	1	1	0	0	1	0	1	0	9	0	9	
	F	0	0	0	1	0	0	1	1	0	2	1	1	0	1	0	1	0	0	0	9	0	9	
	T	0	0	0	1	0	1	2	1	1	3	2	2	1	1	0	2	0	1	0	18	0	18	
312 Fall on same level	M	0	0	0	0	0	0	0	1	2	0	1	2	0	1	2	3	2	10	1	25	0	25	
	F	1	0	0	0	0	1	0	0	1	1	0	0	2	1	0	3	5	2	10	27	0	27	
	T	1	0	0	0	0	1	0	1	3	1	1	2	2	2	2	6	7	12	11	52	0	52	
313 Fall from one level to another	M	0	0	0	0	1	1	1	1	1	1	5	2	1	2	1	3	2	3	1	26	0	26	
	F	0	0	0	0	0	0	0	0	0	0	0	0	0	1	1	1	0	2	5	0	0	5	
	T	0	0	0	0	1	1	1	1	1	1	5	2	1	2	2	4	3	3	3	31	0	31	
314 Unspecified fall	M	0	0	0	0	1	0	1	0	0	0	1	0	0	5	3	9	9	10	9	48	1	49	
	F	0	0	0	0	0	0	0	0	0	1	1	2	2	2	3	1	9	7	14	42	0	42	
	T	0	0	0	0	1	0	1	0	0	1	2	2	2	7	6	10	18	17	23	90	1	91	

(Res) Resident of Alberta

(Non Res) Non-Resident of Alberta

Table 20

(Continued)

		0-4	5-9	10-14	15-19	20-24	25-29	30-34	35-39	40-44	45-49	50-54	55-59	60-64	65-69	70-74	75-79	80-84	85-89	90+	Res Total	Non Res Total	Total	
315 Accidental discharge of firearms	M	0	0	1	2	0	0	0	0	0	0	0	1	0	0	0	0	0	0	0	4	0	4	
	F	0	0	0	0	0	0	0	0	0	0	0	0	0	0	0	0	0	0	0	0	0	0	0
	T	0	0	1	2	0	0	0	0	0	0	0	1	0	0	0	0	0	0	0	0	4	0	4
316 Accidental explosion	M	0	0	0	0	0	0	0	0	0	0	0	0	0	0	1	0	0	0	0	1	0	1	
	F	0	0	0	0	0	0	0	0	0	0	0	0	0	0	0	0	0	0	0	0	0	0	0
	T	0	0	0	0	0	0	0	0	0	0	0	0	0	0	1	0	0	0	0	0	1	0	1
317 Accidental drowning and submersion	M	0	0	1	1	1	2	1	0	0	1	1	0	1	0	0	0	0	0	0	9	2	11	
	F	0	1	0	0	0	0	0	1	1	0	0	0	0	1	1	0	0	0	0	5	0	5	
	T	0	1	1	1	1	2	1	1	1	1	1	0	1	1	1	0	0	0	0	14	2	16	
318 Accidental inhalation and ingestion of food or other objects causing obstruction of respiratory tract	M	0	0	0	0	0	0	0	0	0	1	0	0	1	1	3	0	1	12	3	22	0	22	
	F	0	0	0	0	0	0	0	1	1	0	1	2	0	1	0	5	8	6	7	32	0	32	
	T	0	0	0	0	0	0	0	1	1	1	1	2	1	2	3	5	9	18	10	54	0	54	
319 Other accidental and unspecified threats to breathing	M	3	0	0	0	0	0	0	2	0	0	1	1	0	0	0	0	0	1	0	8	0	8	
	F	3	0	0	0	0	1	0	1	0	0	0	0	0	0	0	0	0	0	0	5	0	5	
	T	6	0	0	0	0	1	0	3	0	0	1	1	0	0	0	0	0	1	0	13	0	13	
320 Accidental exposure to electric current	M	0	0	0	0	0	1	1	0	0	0	0	0	1	0	0	0	0	0	0	3	0	3	
	F	0	0	0	0	0	0	0	0	0	0	0	0	0	0	0	0	0	0	0	0	0	0	
	T	0	0	0	0	0	1	1	0	0	0	0	0	1	0	0	0	0	0	0	3	0	3	
321 Accidental exposure to radiation	M	0	0	0	0	0	0	0	0	0	0	0	0	0	0	0	0	0	0	0	0	0	0	
	F	0	0	0	0	0	0	0	0	0	0	0	0	0	0	0	0	0	0	0	0	0	0	
	T	0	0	0	0	0	0	0	0	0	0	0	0	0	0	0	0	0	0	0	0	0	0	
322 Accidental exposure to smoke, fire and flames	M	0	0	0	1	0	2	3	2	0	0	0	1	1	0	0	0	0	1	0	11	0	11	
	F	0	1	0	1	1	1	0	0	2	0	2	0	0	1	0	0	1	0	0	10	0	10	
	T	0	1	0	2	1	3	3	2	2	0	2	1	1	1	0	0	1	1	0	21	0	21	
323 Accidental contact with heat and hot substances	M	0	0	0	0	0	0	0	0	0	0	0	0	0	0	0	0	0	0	0	0	0	0	
	F	0	0	0	0	0	0	0	0	0	0	0	0	0	0	0	0	0	0	0	0	0	0	
	T	0	0	0	0	0	0	0	0	0	0	0	0	0	0	0	0	0	0	0	0	0	0	
326 Cataclysmic storm and flood	M	0	0	0	0	0	0	0	0	0	0	0	0	0	0	0	0	0	0	0	0	0	0	
	F	0	0	0	0	0	0	0	0	0	0	0	0	0	0	0	0	0	0	0	0	0	0	
	T	0	0	0	0	0	0	0	0	0	0	0	0	0	0	0	0	0	0	0	0	0	0	
327 Accidental poisoning by and exposure to drugs and other biological substances	M	0	0	0	0	0	1	0	1	1	1	1	0	0	0	0	0	0	0	0	5	0	5	
	F	0	0	0	0	1	1	0	0	0	1	0	2	0	2	0	1	1	0	2	11	0	11	
	T	0	0	0	0	1	2	0	1	1	2	1	2	0	2	0	1	1	0	2	16	0	16	
328 Accidental poisoning by and exposure to other and unspecified solid or liquid substances	M	0	0	1	2	1	0	0	1	2	2	1	0	1	1	0	1	0	0	0	13	0	13	
	F	0	0	0	0	0	0	0	0	0	0	4	0	0	0	0	0	0	0	0	4	0	4	
	T	0	0	1	2	1	0	0	1	2	2	5	0	1	1	0	1	0	0	0	17	0	17	

(Res) Resident of Alberta

(Non Res) Non-Resident of Alberta

Table 20

(Continued)

		0-4	5-9	10-14	15-19	20-24	25-29	30-34	35-39	40-44	45-49	50-54	55-59	60-64	65-69	70-74	75-79	80-84	85-89	90+	Res Total	Non Res Total	Total	
329	Accidental poisoning by and exposure to other gases and vapors	M	0	0	0	0	0	0	1	0	0	0	0	1	1	1	0	0	0	0	0	4	0	4
		F	0	0	0	0	0	0	0	0	0	0	0	0	0	0	0	0	0	0	0	0	0	0
		T	0	0	0	0	0	0	1	0	0	0	0	1	1	1	0	0	0	0	0	4	0	4
330	All other and unspecified accidents and their sequelae	M	0	1	0	0	2	8	1	6	3	7	7	4	9	6	4	13	8	12	11	102	2	104
		F	3	0	0	0	0	1	1	0	0	1	0	2	1	2	4	12	9	31	67	1	68	
		T	3	1	0	0	2	9	2	6	3	8	7	4	11	7	6	17	20	21	42	169	3	172
331	Intentional self-poisoning (suicide) by and exposure to drugs and other biological substances	M	0	0	0	1	4	1	3	7	9	7	7	3	5	1	0	0	2	1	1	52	1	53
		F	0	0	0	0	0	2	4	5	3	9	11	3	1	2	1	0	2	0	0	43	0	43
		T	0	0	0	1	4	3	7	12	12	16	18	6	6	3	1	0	4	1	1	95	1	96
332	Intentional self-poisoning (suicide) by and exposure to other and unspecified solid or liquid substances and their vapors	M	0	0	0	0	0	0	0	0	0	1	0	1	1	0	1	0	0	0	0	4	0	4
		F	0	0	0	0	0	0	0	0	0	0	0	0	0	0	0	0	0	0	0	0	0	0
		T	0	0	0	0	0	0	0	0	0	1	0	1	1	0	1	0	0	0	0	4	0	4
333	Intentional self-poisoning (suicide) by and exposure to other gases and vapors	M	0	0	0	0	3	2	2	3	5	2	11	8	2	1	0	0	0	0	0	39	0	39
		F	0	0	0	0	0	0	0	2	0	0	1	1	0	0	0	0	0	0	0	4	0	4
		T	0	0	0	0	3	2	2	5	5	2	12	9	2	1	0	0	0	0	0	43	0	43
334	Intentional self-harm (suicide) by hanging, strangulation and suffocation	M	0	0	3	14	13	20	12	9	23	22	18	16	6	4	4	0	1	1	1	167	4	171
		F	0	0	1	8	9	4	3	3	4	4	3	1	1	0	0	1	0	0	0	42	0	42
		T	0	0	4	22	22	24	15	12	27	26	21	17	7	4	4	1	1	1	1	209	4	213
335	Intentional self-harm (suicide) by discharge of firearms	M	0	0	1	5	5	3	2	4	8	13	5	7	4	1	6	1	2	0	0	67	1	68
		F	0	0	0	0	0	0	0	0	0	0	0	0	0	0	1	0	0	0	1	0	1	
		T	0	0	1	5	5	3	2	4	8	13	5	7	4	1	6	2	2	0	0	68	1	69
336	Intentional self-harm (suicide) by jumping from a high place	M	0	0	0	0	2	4	2	1	0	1	2	0	0	0	0	2	0	0	0	14	0	14
		F	0	0	0	2	1	0	0	0	0	0	0	1	0	0	0	0	1	0	5	1	6	
		T	0	0	0	2	3	4	2	1	0	1	2	0	1	0	0	2	0	1	0	19	1	20
337	Intentional self-harm (suicide) by all other and unspecified means and their sequelae	M	0	0	0	1	3	2	3	3	4	4	3	1	2	0	1	1	0	0	0	28	0	28
		F	0	0	0	0	0	0	0	1	1	1	1	0	0	0	0	0	0	0	0	4	0	4
		T	0	0	0	1	3	2	3	3	5	5	4	2	2	0	1	1	0	0	0	32	0	32
338	Assault (homicide) by drugs, biological substances and other and unspecified noxious substances	M	0	0	1	0	0	0	0	0	0	0	0	0	0	0	0	0	0	0	0	1	0	1
		F	0	0	0	0	0	0	0	0	0	0	0	0	0	0	0	0	0	0	0	0	0	0
		T	0	0	1	0	0	0	0	0	0	0	0	0	0	0	0	0	0	0	0	1	0	1
339	Assault (homicide) by hanging, strangulation and suffocation	M	0	0	1	0	0	0	0	0	0	0	0	0	0	0	0	0	0	0	0	1	0	1
		F	0	1	0	0	0	2	0	0	0	1	0	0	0	0	0	0	0	0	0	4	0	4
		T	0	1	1	0	0	2	0	0	0	1	0	0	0	0	0	0	0	0	0	5	0	5
340	Assault (homicide) by discharge of firearms	M	0	0	0	0	11	4	1	0	2	0	0	0	0	1	0	0	0	0	0	19	1	20
		F	0	1	0	1	0	0	1	0	1	1	0	0	1	0	0	0	0	0	0	6	0	6
		T	0	1	0	1	11	4	2	0	3	1	0	0	1	1	0	0	0	0	0	25	1	26

(Res) Resident of Alberta (Non Res) Non-Resident of Alberta

Table 20

(Continued)

		0-4	5-9	10-14	15-19	20-24	25-29	30-34	35-39	40-44	45-49	50-54	55-59	60-64	65-69	70-74	75-79	80-84	85-89	90+	Res Total	Non Res Total	Total
341 Assault (homicide) by sharp object	M	0	0	0	2	7	2	4	5	3	4	1	0	0	0	0	0	0	0	0	28	3	31
	F	0	0	0	0	0	1	0	1	0	0	0	0	0	0	0	0	0	0	0	2	0	2
	T	0	0	0	2	7	3	4	6	3	4	1	0	0	0	0	0	0	0	0	30	3	33
342 Assault (homicide) by blunt object	M	0	0	0	0	0	0	0	1	0	0	0	0	0	0	0	0	0	0	0	1	0	1
	F	0	0	0	0	0	0	0	0	0	0	0	0	1	0	0	0	0	0	0	1	0	1
	T	0	0	0	0	0	0	0	1	0	0	0	0	1	0	0	0	0	0	0	2	0	2
343 Assault (homicide) by bodily force	M	0	0	0	0	0	0	0	0	0	1	0	2	0	0	0	1	0	0	0	4	0	4
	F	0	0	0	0	0	0	0	0	0	0	0	0	0	0	0	0	0	0	0	0	0	0
	T	0	0	0	0	0	0	0	0	0	1	0	2	0	0	0	1	0	0	0	4	0	4
344 Sexual assault (homicide) by bodily force	M	0	0	0	0	0	0	0	0	0	0	0	0	0	0	0	0	0	0	0	0	0	0
	F	0	0	0	0	0	0	0	0	0	0	0	0	0	0	0	0	0	0	0	0	0	0
	T	0	0	0	0	0	0	0	0	0	0	0	0	0	0	0	0	0	0	0	0	0	0
345 Neglect, abandonment and other maltreatment syndromes	M	0	0	0	0	0	0	0	0	0	0	0	0	0	0	0	0	0	0	0	0	0	0
	F	0	0	0	0	0	0	0	0	0	0	0	0	0	0	0	0	0	0	0	0	0	0
	T	0	0	0	0	0	0	0	0	0	0	0	0	0	0	0	0	0	0	0	0	0	0
346 Assault (homicide) by all other and unspecified means and their sequelae	M	3	0	0	0	0	0	0	1	1	3	1	0	1	0	0	1	0	0	0	11	0	11
	F	2	0	0	0	1	0	1	0	1	1	1	0	0	0	0	0	0	0	0	7	1	8
	T	5	0	0	0	1	0	1	1	2	4	2	0	1	0	0	1	0	0	0	18	1	19
347 Poisoning by and exposure to drugs and biological substances, undetermined intent	M	0	0	0	4	10	23	14	14	24	36	29	14	2	6	0	1	0	0	0	177	0	177
	F	0	0	2	3	3	8	13	11	14	13	15	11	8	1	2	1	0	1	0	106	1	107
	T	0	0	2	7	13	31	27	25	38	49	44	25	10	7	2	2	0	1	0	283	1	284
348 Poisoning by and exposure to other and unspecified solid or liquid substance, undetermined intent	M	0	0	1	0	0	0	1	2	4	6	2	2	1	0	2	0	0	0	0	21	0	21
	F	0	0	0	0	1	1	0	0	0	1	0	1	1	0	0	0	0	0	0	5	0	5
	T	0	0	1	0	1	1	1	2	4	7	2	3	2	0	2	0	0	0	0	26	0	26
349 Poisoning by and exposure to other gases and vapors, undetermined intent	M	0	0	0	0	0	0	0	0	0	0	1	0	0	0	0	0	0	0	0	1	0	1
	F	0	0	0	0	0	0	0	0	0	0	0	0	0	0	0	0	0	0	0	0	0	0
	T	0	0	0	0	0	0	0	0	0	0	1	0	0	0	0	0	0	0	0	1	0	1
350 Discharge of firearms, undetermined intent	M	0	0	0	0	0	0	0	0	0	0	0	1	0	0	0	0	0	0	0	1	0	1
	F	0	0	0	0	0	0	0	0	0	0	0	0	0	0	0	0	0	0	0	0	0	0
	T	0	0	0	0	0	0	0	0	0	0	1	0	0	0	0	0	0	0	0	1	0	1
351 Falling, jumping or pushed from a high place, undetermined intent	M	0	0	0	0	1	0	0	0	0	0	0	0	0	0	0	0	0	0	0	1	0	1
	F	0	0	0	0	0	0	0	0	0	0	0	0	0	0	0	0	0	0	0	0	0	0
	T	0	0	0	0	1	0	0	0	0	0	0	0	0	0	0	0	0	0	0	1	0	1
352 All other and unspecified events of undetermined intent and their sequelae	M	0	0	0	1	1	3	2	0	0	4	1	1	0	0	1	0	1	0	0	15	0	15
	F	1	0	0	1	0	1	0	0	0	1	2	3	1	0	0	0	0	0	0	10	0	10
	T	1	0	0	2	1	4	2	0	0	5	3	4	1	0	1	0	1	0	0	25	0	25

(Res) Resident of Alberta

(Non Res) Non-Resident of Alberta

Table 20

(Continued)

		0-4	5-9	10-14	15-19	20-24	25-29	30-34	35-39	40-44	45-49	50-54	55-59	60-64	65-69	70-74	75-79	80-84	85-89	90+	Res Total	Non Res Total	Total	
353 Legal execution	M	0	0	0	0	0	0	0	0	0	0	0	0	0	0	0	0	0	0	0	0	0	0	
	F	0	0	0	0	0	0	0	0	0	0	0	0	0	0	0	0	0	0	0	0	0	0	0
	T	0	0	0	0	0	0	0	0	0	0	0	0	0	0	0	0	0	0	0	0	0	0	0
354 Other legal intervention and their sequelae	M	0	0	0	0	0	0	1	1	0	1	0	0	0	0	0	0	0	0	0	3	0	3	
	F	0	0	0	0	0	0	0	0	0	0	0	0	0	0	0	0	0	0	0	0	0	0	0
	T	0	0	0	0	0	0	1	1	0	1	0	0	0	0	0	0	0	0	0	3	0	3	
355 Operations of war and their sequelae	M	0	0	0	0	0	0	0	0	0	0	0	0	0	0	0	0	0	0	0	0	0	0	0
	F	0	0	0	0	0	0	0	0	0	0	0	0	0	0	0	0	0	0	0	0	0	0	0
	T	0	0	0	0	0	0	0	0	0	0	0	0	0	0	0	0	0	0	0	0	0	0	0
356 Drugs, medicaments and biological substances causing adverse effects in therapeutic use, and their sequelae	M	1	0	0	0	0	0	0	0	0	0	0	0	0	0	0	0	1	0	0	2	0	2	
	F	0	0	0	0	0	0	0	0	0	0	0	0	0	0	1	0	0	0	0	1	0	1	
	T	1	0	0	0	0	0	0	0	0	0	0	0	0	0	1	0	1	0	0	3	0	3	
357 Misadventures to patients during medical and surgical care and their sequelae	M	0	0	0	0	0	0	0	0	1	0	0	0	0	0	0	0	0	0	0	1	0	1	
	F	0	0	0	0	0	0	0	0	0	0	0	0	1	0	0	0	1	2	0	4	1	5	
	T	0	0	0	0	0	0	0	0	1	0	0	0	1	0	0	0	1	2	0	5	1	6	
358 Other complications of medical and surgical care and their sequelae	M	0	0	0	0	0	0	0	0	0	0	0	0	0	0	0	2	1	1	0	4	0	4	
	F	0	0	0	0	0	0	0	0	0	0	1	1	0	1	0	1	0	1	2	7	0	7	
	T	0	0	0	0	0	0	0	0	0	0	1	1	0	1	0	3	1	2	2	11	0	11	
Other	M	2	0	0	2	1	0	1	0	1	0	3	3	5	5	1	0	0	0	0	24	0	24	
	F	0	0	0	0	0	0	0	4	0	2	2	4	1	1	1	0	0	0	0	15	4	19	
	T	2	0	0	2	1	0	1	4	1	2	5	7	6	6	2	0	0	0	0	39	4	43	
Total	M	167	11	20	72	140	133	117	163	233	404	581	616	832	891	1035	1480	1558	1357	1013	10823	212	11035	
	F	152	14	8	45	39	69	76	90	154	266	353	415	487	581	724	1048	1396	1812	2211	9940	157	10097	
	NS	1	0	0	0	0	0	0	0	0	0	0	0	0	0	0	0	0	0	0	1	0	1	
	T	320	25	28	117	179	202	193	253	387	670	934	1031	1319	1472	1759	2528	2954	3169	3224	20764	369	21133	

(Res) Resident of Alberta

(Non Res) Non-Resident of Alberta

# *Infant Death Related Statistics*


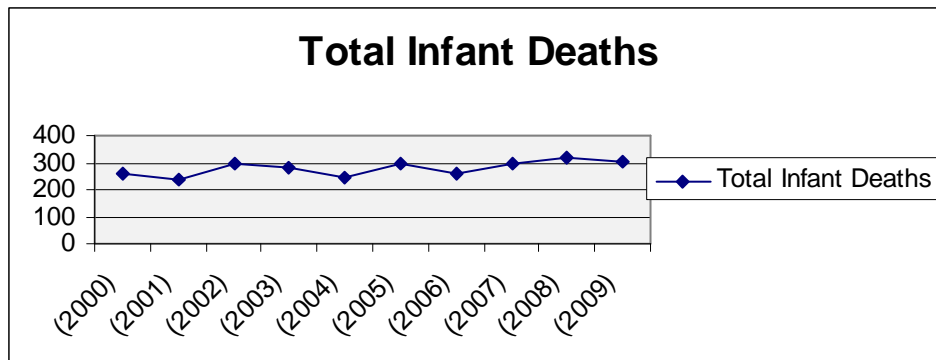


Table 21

Infant Deaths - Ten Year Comparison

Year	Total Infant Deaths
(2000)	257
(2001)	235
(2002)	297
(2003)	284
(2004)	243
(2005)	294
(2006)	260
(2007)	300
(2008)	321
(2009)	307



## Table 22

### Infant Deaths

#### Cause by Gender and Age, 2009

		*<7	7d-28d	29d-365d	*Res	*Non Res	Total
All other diseases of respiratory system	M	0	0	0	0	0	0
	F	0	0	1	1	0	1
	T	0	0	1	1	0	1
Cardiomyopathy	M	0	0	1	1	0	1
	F	0	0	1	1	0	1
	T	0	0	2	2	0	2
Septicemia	M	0	0	1	1	0	1
	F	0	0	2	2	0	2
	T	0	0	3	3	0	3
All other chromosomal abnormalities, not elsewhere classified	M	1	0	1	2	0	2
	F	5	2	1	7	1	8
	T	6	2	2	9	1	10
All other congenital malformations of nervous system	M	1	0	2	2	1	3
	F	3	0	0	3	0	3
	T	4	0	2	5	1	6
All other diseases of nervous system	M	1	1	2	4	0	4
	F	1	0	1	2	0	2
	T	2	1	3	6	0	6
Congenital malformations of heart	M	4	1	4	6	3	9
	F	1	3	3	4	3	7
	T	5	4	7	10	6	16
Congenital malformations of respiratory system	M	2	0	0	2	0	2
	F	0	0	0	0	0	0
	T	2	0	0	2	0	2
Disorders related to short gestation and low birth weight, not elsewhere classified	M	19	0	0	18	1	19
	F	11	1	0	12	0	12
	T	30	1	0	30	1	31

\* Number of Days Old

\* (Res) Resident of Alberta

\* (Non Res) Non-Resident of Alberta

Table 22

continued

		*<7	7d-28d	29d-365d	*Res	*Non Res	Total
Down's syndrome	M	3	0	1	4	0	4
	F	2	0	0	1	1	2
	T	5	0	1	5	1	6
Infections specific to the perinatal period	M	2	1	1	4	0	4
	F	1	1	0	2	0	2
	T	3	2	1	6	0	6
Intrauterine hypoxia and birth asphyxia	M	8	0	0	8	0	8
	F	6	0	0	5	1	6
	T	14	0	0	13	1	14
Newborn affected by maternal factors and by complications of pregnancy, labour and delivery	M	38	1	0	37	2	39
	F	36	0	0	35	1	36
	T	74	1	0	72	3	75
Other and unspecified conditions originating in the perinatal period	M	17	3	0	18	2	20
	F	16	3	0	17	2	19
	T	33	6	0	35	4	39
Other congenital malformations and deformations	M	5	2	5	11	1	12
	F	6	0	2	7	1	8
	T	11	2	7	18	2	20
Other congenital malformations of circulatory system	M	0	0	0	0	0	0
	F	0	2	1	3	0	3
	T	0	2	1	3	0	3
Other ill-defined and unknown causes of mortality	M	1	1	1	3	0	3
	F	1	0	1	2	0	2
	T	2	1	2	5	0	5
Other metabolic disorders	M	0	0	0	0	0	0
	F	0	0	2	2	0	2
	T	0	0	2	2	0	2

\* Number of Days Old

\* (Res) Resident of Alberta

\* (Non Res) Non-Resident of Alberta

**Table 22**  
continued

		*<7	7d-28d	29d-365d	*Res	*Non Res	Total
Other respiratory conditions originating in the perinatal period	M	0	1	1	1	1	2
	F	1	1	3	3	2	5
	T	1	2	4	4	3	7
Respiratory distress of newborn	M	2	0	0	2	0	2
	F	2	1	0	2	1	3
	T	4	1	0	4	1	5
Sudden infant death syndrome	M	0	0	10	10	0	10
	F	0	0	10	10	0	10
	T	0	0	20	20	0	20
NS	M	1	0	1	2	0	2
	F	0	0	0	0	0	0
	T	1	0	1	2	0	2
Total	M	108	14	39	147	14	161
	F	94	15	37	132	14	146
	T	202	29	76	279	28	307

\* Number of Days Old

(NS) Not Stated

\* (Res) Resident of Alberta

\* (Non Res) Non-Resident of Alberta