

Death Related Statistics




Table 18

Deaths

Cause by Gender and Age, 2008

		0-4	5-9	10-14	15-19	20-24	25-29	30-34	35-39	40-44	45-49	50-54	55-59	60-64	65-69	70-74	75-79	80-84	85-89	90+	Res Total	Non Res Total	Total	
1 Cholera	M	0	0	0	0	0	0	0	0	0	0	0	0	0	0	0	0	0	0	0	0	0	0	
	F	0	0	0	0	0	0	0	0	0	0	0	0	0	0	0	0	0	0	0	0	0	0	0
	T	0	0	0	0	0	0	0	0	0	0	0	0	0	0	0	0	0	0	0	0	0	0	0
2 Typhoid fever	M	0	0	0	0	0	0	0	0	0	0	0	0	0	0	0	0	0	0	0	0	0	0	0
	F	0	0	0	0	0	0	0	0	0	0	0	0	0	0	0	0	0	0	0	0	0	0	0
	T	0	0	0	0	0	0	0	0	0	0	0	0	0	0	0	0	0	0	0	0	0	0	0
3 Paratyphoid fevers and other salmonella infections	M	0	0	0	0	0	0	0	0	0	0	0	0	0	0	0	0	0	0	0	0	0	0	0
	F	0	0	0	0	0	0	0	0	0	0	0	0	0	0	0	0	0	0	0	0	0	0	0
	T	0	0	0	0	0	0	0	0	0	0	0	0	0	0	0	0	0	0	0	0	0	0	0
4 Shigellosis	M	0	0	0	0	0	0	0	0	0	0	0	0	0	0	0	0	0	0	0	0	0	0	0
	F	0	0	0	0	0	0	0	0	0	0	0	0	0	0	0	0	0	0	0	0	0	0	0
	T	0	0	0	0	0	0	0	0	0	0	0	0	0	0	0	0	0	0	0	0	0	0	0
5 Other bacterial food-borne intoxications	M	0	0	0	0	0	0	0	0	1	0	0	0	0	0	0	0	0	0	0	1	0	1	1
	F	0	0	0	0	0	0	0	0	0	0	0	0	0	0	0	0	0	0	0	0	0	0	0
	T	0	0	0	0	0	0	0	0	1	0	0	0	0	0	0	0	0	0	0	1	0	1	1
6 Amebiasis	M	0	0	0	0	0	0	0	0	0	0	0	0	0	0	0	0	0	0	0	0	0	0	0
	F	0	0	0	0	0	0	0	0	0	0	0	0	0	0	0	0	0	0	0	0	0	0	0
	T	0	0	0	0	0	0	0	0	0	0	0	0	0	0	0	0	0	0	0	0	0	0	0
7 Intestinal infections due to other specified organisms	M	0	0	0	0	0	0	0	0	0	0	0	1	0	0	0	2	4	4	2	13	0	13	13
	F	0	0	0	0	0	0	0	0	0	0	0	1	0	0	1	2	2	7	7	20	0	20	20
	T	0	0	0	0	0	0	0	0	0	0	0	2	0	0	1	4	6	11	9	33	0	33	33
8 Diarrhea and gastroenteritis of presumed infectious origin	M	0	0	0	0	0	0	0	0	0	0	0	0	0	0	0	0	0	0	0	0	0	0	0
	F	0	0	0	0	0	0	0	0	0	0	0	0	0	0	1	0	0	0	0	1	0	1	1
	T	0	0	0	0	0	0	0	0	0	0	0	0	0	0	1	0	0	0	0	1	0	1	1
9 Respiratory tuberculosis	M	1	0	0	0	0	0	0	0	0	1	0	0	0	0	0	1	1	0	0	4	0	4	4
	F	0	0	0	0	0	0	0	0	0	0	0	0	0	0	1	0	2	1	0	4	0	4	4
	T	1	0	0	0	0	0	0	0	0	1	0	0	0	0	1	1	3	1	0	8	0	8	8
10 Other tuberculosis	M	0	0	0	0	0	0	0	1	0	0	0	0	0	1	0	0	0	0	0	2	0	2	2
	F	0	0	0	0	0	0	0	0	0	0	0	0	0	0	0	2	0	0	0	2	0	2	2
	T	0	0	0	0	0	0	0	1	0	0	0	0	0	1	0	2	0	0	0	4	0	4	4
11 Plague	M	0	0	0	0	0	0	0	0	0	0	0	0	0	0	0	0	0	0	0	0	0	0	0
	F	0	0	0	0	0	0	0	0	0	0	0	0	0	0	0	0	0	0	0	0	0	0	0
	T	0	0	0	0	0	0	0	0	0	0	0	0	0	0	0	0	0	0	0	0	0	0	0
12 Brucellosis	M	0	0	0	0	0	0	0	0	0	0	0	0	0	0	0	0	0	0	0	0	0	0	0
	F	0	0	0	0	0	0	0	0	0	0	0	0	0	0	0	0	0	0	0	0	0	0	0
	T	0	0	0	0	0	0	0	0	0	0	0	0	0	0	0	0	0	0	0	0	0	0	0

(Res) Resident of Alberta

(Non Res) Non-Resident of Alberta

Table 18

(Continued)

		0-4	5-9	10-14	15-19	20-24	25-29	30-34	35-39	40-44	45-49	50-54	55-59	60-64	65-69	70-74	75-79	80-84	85-89	90+	Res Total	Non Res Total	Total	
13 Tetanus	M	0	0	0	0	0	0	0	0	0	0	0	0	0	0	0	0	0	0	0	0	0	0	
	F	0	0	0	0	0	0	0	0	0	0	0	0	0	0	0	0	0	0	0	0	0	0	0
	T	0	0	0	0	0	0	0	0	0	0	0	0	0	0	0	0	0	0	0	0	0	0	0
14 Diphtheria	M	0	0	0	0	0	0	0	0	0	0	0	0	0	0	0	0	0	0	0	0	0	0	0
	F	0	0	0	0	0	0	0	0	0	0	0	0	0	0	0	0	0	0	0	0	0	0	0
	T	0	0	0	0	0	0	0	0	0	0	0	0	0	0	0	0	0	0	0	0	0	0	0
15 Whooping cough	M	0	0	0	0	0	0	0	0	0	0	0	0	0	0	0	0	0	0	0	0	0	0	0
	F	0	0	0	0	0	0	0	0	0	0	0	0	0	0	0	0	0	0	0	0	0	0	0
	T	0	0	0	0	0	0	0	0	0	0	0	0	0	0	0	0	0	0	0	0	0	0	0
16 Scarlet fever and erysipelas	M	0	0	0	0	0	0	0	0	0	0	0	0	0	0	0	0	0	0	0	0	0	0	0
	F	0	0	0	0	0	0	0	0	0	0	0	0	0	0	0	0	0	0	0	0	0	0	0
	T	0	0	0	0	0	0	0	0	0	0	0	0	0	0	0	0	0	0	0	0	0	0	0
17 Meningococcal infection	M	0	0	0	0	0	0	1	0	0	0	0	1	0	0	0	0	0	0	0	2	0	2	2
	F	0	0	0	0	0	0	0	0	0	0	0	0	0	0	0	0	0	0	0	0	0	0	0
	T	0	0	0	0	0	0	1	0	0	0	0	1	0	0	0	0	0	0	0	2	0	2	2
18 Septicemia	M	1	0	0	1	0	1	0	2	1	2	8	2	5	8	3	13	16	19	5	87	0	87	87
	F	0	0	1	0	0	0	1	0	1	0	3	5	2	6	9	14	9	19	21	91	1	92	92
	T	1	0	1	1	0	1	1	2	2	2	11	7	7	14	12	27	25	38	26	178	1	179	179
19 Other zoonotic and bacterial diseases	M	1	0	0	0	0	0	0	0	1	0	0	0	0	0	0	0	2	1	0	5	0	5	5
	F	0	0	0	0	0	0	0	0	0	0	0	0	0	0	0	4	0	0	0	4	0	4	4
	T	1	0	0	0	0	0	0	0	1	0	0	0	0	0	0	4	2	1	0	9	0	9	9
20 Cardiovascular syphilis	M	0	0	0	0	0	0	0	0	0	0	0	0	0	0	0	0	0	0	0	0	0	0	0
	F	0	0	0	0	0	0	0	0	0	0	0	0	0	0	0	0	0	0	0	0	0	0	0
	T	0	0	0	0	0	0	0	0	0	0	0	0	0	0	0	0	0	0	0	0	0	0	0
21 Neurosyphilis	M	0	0	0	0	0	0	0	0	0	0	0	0	0	0	0	0	0	0	0	0	0	0	0
	F	0	0	0	0	0	0	0	0	0	0	0	0	0	0	0	0	0	0	0	0	0	0	0
	T	0	0	0	0	0	0	0	0	0	0	0	0	0	0	0	0	0	0	0	0	0	0	0
22 Other and unspecified syphilis	M	0	0	0	0	0	0	0	0	0	0	0	0	0	0	0	0	0	0	0	0	0	0	0
	F	0	0	0	0	0	0	0	0	0	0	0	0	0	0	0	0	0	0	0	0	0	0	0
	T	0	0	0	0	0	0	0	0	0	0	0	0	0	0	0	0	0	0	0	0	0	0	0
23 Gonococcal infection	M	0	0	0	0	0	0	0	0	0	0	0	0	0	0	0	0	0	0	0	0	0	0	0
	F	0	0	0	0	0	0	0	0	0	0	0	0	0	0	0	0	0	0	0	0	0	0	0
	T	0	0	0	0	0	0	0	0	0	0	0	0	0	0	0	0	0	0	0	0	0	0	0
24 Other infections with a predominately sexual mode of transmission	M	0	0	0	0	0	0	0	0	0	0	0	0	0	0	0	0	0	0	0	0	0	0	0
	F	0	0	0	0	0	0	0	0	0	0	0	0	0	0	0	0	0	0	0	0	0	0	0
	T	0	0	0	0	0	0	0	0	0	0	0	0	0	0	0	0	0	0	0	0	0	0	0

(Res) Resident of Alberta

(Non Res) Non-Resident of Alberta

Table 18

(Continued)

		0-4	5-9	10-14	15-19	20-24	25-29	30-34	35-39	40-44	45-49	50-54	55-59	60-64	65-69	70-74	75-79	80-84	85-89	90+	Res Total	Non Res Total	Total	
25 Lyme disease	M	0	0	0	0	0	0	0	0	0	0	0	0	0	0	0	0	0	0	0	0	0	0	
	F	0	0	0	0	0	0	0	0	0	0	0	0	0	0	0	0	0	0	0	0	0	0	0
	T	0	0	0	0	0	0	0	0	0	0	0	0	0	0	0	0	0	0	0	0	0	0	0
26 Typhus fever	M	0	0	0	0	0	0	0	0	0	0	0	0	0	0	0	0	0	0	0	0	0	0	0
	F	0	0	0	0	0	0	0	0	0	0	0	0	0	0	0	0	0	0	0	0	0	0	0
	T	0	0	0	0	0	0	0	0	0	0	0	0	0	0	0	0	0	0	0	0	0	0	0
27 All other infections caused by spirochetes, chlamydia or rickettsia	M	0	0	0	0	0	0	0	0	0	0	0	0	0	0	0	0	0	0	0	0	0	0	0
	F	0	0	0	0	0	0	0	0	0	0	0	0	0	0	0	0	0	0	0	0	0	0	0
	T	0	0	0	0	0	0	0	0	0	0	0	0	0	0	0	0	0	0	0	0	0	0	0
28 Acute poliomyelitis	M	0	0	0	0	0	0	0	0	0	0	0	0	0	0	0	0	0	0	0	0	0	0	0
	F	0	0	0	0	0	0	0	0	0	0	0	0	0	0	0	0	0	0	0	0	0	0	0
	T	0	0	0	0	0	0	0	0	0	0	0	0	0	0	0	0	0	0	0	0	0	0	0
29 Rabies	M	0	0	0	0	0	0	0	0	0	0	0	0	0	0	0	0	0	0	0	0	0	0	0
	F	0	0	0	0	0	0	0	0	0	0	0	0	0	0	0	0	0	0	0	0	0	0	0
	T	0	0	0	0	0	0	0	0	0	0	0	0	0	0	0	0	0	0	0	0	0	0	0
30 Arthropod-borne viral encephalitis	M	0	0	0	0	0	0	0	0	0	0	0	0	0	0	0	0	0	0	0	0	0	0	0
	F	0	0	0	0	0	0	0	0	0	0	0	0	0	0	0	0	0	0	0	0	0	0	0
	T	0	0	0	0	0	0	0	0	0	0	0	0	0	0	0	0	0	0	0	0	0	0	0
31 Yellow fever	M	0	0	0	0	0	0	0	0	0	0	0	0	0	0	0	0	0	0	0	0	0	0	0
	F	0	0	0	0	0	0	0	0	0	0	0	0	0	0	0	0	0	0	0	0	0	0	0
	T	0	0	0	0	0	0	0	0	0	0	0	0	0	0	0	0	0	0	0	0	0	0	0
32 Other and unspecified arthropod-borne viral and hemorrhagic fevers	M	0	0	0	0	0	0	0	0	0	0	0	0	0	0	0	0	0	0	0	0	0	0	0
	F	0	0	0	0	0	0	0	0	0	0	0	0	0	0	0	0	0	0	0	0	0	0	0
	T	0	0	0	0	0	0	0	0	0	0	0	0	0	0	0	0	0	0	0	0	0	0	0
33 Herpesviral (herpes simplex) infections	M	0	0	0	0	0	0	0	0	0	0	1	0	1	0	0	0	0	0	0	2	0	2	2
	F	1	0	0	0	0	0	0	0	0	0	0	0	0	0	1	0	0	0	0	2	0	2	2
	T	1	0	0	0	0	0	0	0	0	0	1	0	1	0	1	0	0	0	0	4	0	4	4
34 Zoster (herpes zoster)	M	0	0	0	0	0	0	0	0	0	0	0	0	0	0	0	0	0	0	0	0	0	0	0
	F	0	0	0	0	0	0	0	0	0	0	0	0	0	0	0	0	0	0	0	3	3	0	3
	T	0	0	0	0	0	0	0	0	0	0	0	0	0	0	0	0	0	0	0	3	3	0	3
35 Smallpox	M	0	0	0	0	0	0	0	0	0	0	0	0	0	0	0	0	0	0	0	0	0	0	0
	F	0	0	0	0	0	0	0	0	0	0	0	0	0	0	0	0	0	0	0	0	0	0	0
	T	0	0	0	0	0	0	0	0	0	0	0	0	0	0	0	0	0	0	0	0	0	0	0
36 Measles	M	0	0	0	0	0	0	0	0	0	0	0	0	0	0	0	0	0	0	0	0	0	0	0
	F	0	0	0	0	0	0	0	0	0	0	0	0	0	0	0	0	0	0	0	0	0	0	0
	T	0	0	0	0	0	0	0	0	0	0	0	0	0	0	0	0	0	0	0	0	0	0	0

(Res) Resident of Alberta

(Non Res) Non-Resident of Alberta

Table 18

(Continued)

		0-4	5-9	10-14	15-19	20-24	25-29	30-34	35-39	40-44	45-49	50-54	55-59	60-64	65-69	70-74	75-79	80-84	85-89	90+	Res Total	Non Res Total	Total	
37	Rubella (German measles)	M	0	0	0	0	0	0	0	0	0	0	0	0	0	0	0	0	0	0	0	0	0	0
		F	0	0	0	0	0	0	0	0	0	0	0	0	0	0	0	0	0	0	0	0	0	0
		T	0	0	0	0	0	0	0	0	0	0	0	0	0	0	0	0	0	0	0	0	0	0
38	Viral hepatitis	M	0	0	0	0	1	0	0	0	1	10	7	3	1	3	0	0	0	0	26	2	28	
		F	0	0	0	0	0	0	0	1	1	3	2	1	0	0	0	1	0	0	9	1	10	
		T	0	0	0	0	1	0	0	1	2	13	9	4	1	3	0	1	0	0	35	3	38	
39	Human immunodeficiency virus (HIV) disease resulting in infectious and parasitic diseases	M	0	0	0	0	0	0	0	4	5	2	3	4	0	0	0	0	0	0	18	1	19	
		F	0	0	0	0	0	1	3	2	1	1	0	0	0	0	0	0	0	0	8	0	8	
		T	0	0	0	0	0	1	3	6	6	3	3	4	0	0	0	0	0	0	26	1	27	
40	Human immunodeficiency virus (HIV) disease resulting in malignant neoplasms	M	0	0	0	0	0	0	2	0	0	2	0	0	0	0	0	0	0	0	4	0	4	
		F	0	0	0	0	0	0	0	0	0	0	0	0	0	0	0	0	0	0	0	0	0	
		T	0	0	0	0	0	0	2	0	0	2	0	0	0	0	0	0	0	0	4	0	4	
41	Human immunodeficiency virus (HIV) disease resulting in other specified diseases	M	0	0	0	0	0	0	1	0	4	1	1	2	0	0	0	0	0	0	9	0	9	
		F	0	0	0	0	0	0	0	0	0	0	0	0	0	0	0	0	0	0	0	0	0	
		T	0	0	0	0	0	0	1	0	4	1	1	2	0	0	0	0	0	0	9	0	9	
42	Human immunodeficiency virus (HIV) disease resulting in other conditions	M	0	0	0	0	0	0	1	0	1	2	0	0	0	0	0	0	0	0	4	0	4	
		F	0	0	0	0	0	0	0	0	0	0	0	0	0	0	0	0	0	0	0	0	0	
		T	0	0	0	0	0	0	1	0	1	2	0	0	0	0	0	0	0	0	4	0	4	
43	Unspecified human immunodeficiency virus (HIV) disease	M	0	0	0	0	0	1	1	0	1	0	1	0	0	0	0	0	0	0	4	0	4	
		F	0	0	0	0	0	0	0	1	0	0	0	0	0	0	0	0	0	0	1	0	1	
		T	0	0	0	0	0	1	1	1	1	0	1	0	0	0	0	0	0	0	5	0	5	
44	All other and unspecified viral diseases	M	0	0	0	1	0	0	0	0	0	2	0	0	2	0	0	1	0	0	6	0	6	
		F	1	0	0	0	0	0	0	0	0	1	0	0	0	0	1	1	0	4	0	4		
		T	1	0	0	1	0	0	0	0	2	1	0	2	0	0	2	1	0	10	0	10		
45	Mycoses	M	0	0	0	0	0	0	0	0	0	0	0	1	0	0	0	0	0	1	2	2	4	
		F	0	0	0	0	0	0	0	0	0	0	1	1	0	2	0	1	0	5	1	6		
		T	0	0	0	0	0	0	0	0	0	1	2	0	2	0	1	0	1	7	3	10		
46	Malaria	M	0	0	0	0	0	0	0	0	0	0	0	0	0	0	0	0	0	0	0	0	0	
		F	0	0	0	0	0	0	0	0	0	0	0	0	0	0	0	0	0	0	0	0	0	
		T	0	0	0	0	0	0	0	0	0	0	0	0	0	0	0	0	0	0	0	0	0	
47	Leishmaniasis	M	0	0	0	0	0	0	0	0	0	0	0	0	0	0	0	0	0	0	0	0	0	
		F	0	0	0	0	0	0	0	0	0	0	0	0	0	0	0	0	0	0	0	0	0	
		T	0	0	0	0	0	0	0	0	0	0	0	0	0	0	0	0	0	0	0	0	0	
48	Trypanosomiasis	M	0	0	0	0	0	0	0	0	0	0	0	0	0	0	0	0	0	0	0	0	0	
		F	0	0	0	0	0	0	0	0	0	0	0	0	0	0	0	0	0	0	0	0	0	
		T	0	0	0	0	0	0	0	0	0	0	0	0	0	0	0	0	0	0	0	0	0	

(Res) Resident of Alberta

(Non Res) Non-Resident of Alberta

Table 18

(Continued)

		0-4	5-9	10-14	15-19	20-24	25-29	30-34	35-39	40-44	45-49	50-54	55-59	60-64	65-69	70-74	75-79	80-84	85-89	90+	Res Total	Non Res Total	Total	
49	Pneumocystosis	M	0	0	0	0	0	0	0	0	0	0	0	1	0	0	0	0	0	0	1	0	1	
		F	0	0	0	0	0	0	0	0	0	0	0	0	0	0	0	0	0	0	0	0	0	0
		T	0	0	0	0	0	0	0	0	0	0	0	1	0	0	0	0	0	0	0	1	0	1
50	Other and unspecified protozoal diseases	M	0	0	0	0	0	0	0	0	0	0	0	0	0	0	0	0	0	0	0	0	0	0
		F	0	0	0	0	0	0	0	0	0	0	0	0	0	0	0	0	0	0	0	0	0	0
		T	0	0	0	0	0	0	0	0	0	0	0	0	0	0	0	0	0	0	0	0	0	0
51	Schistosomiasis (bilharziasis)	M	0	0	0	0	0	0	0	0	0	0	0	0	0	0	0	0	0	0	0	0	0	0
		F	0	0	0	0	0	0	0	0	0	0	0	0	0	0	0	0	0	0	0	0	0	0
		T	0	0	0	0	0	0	0	0	0	0	0	0	0	0	0	0	0	0	0	0	0	0
52	Other and unspecified helminthiasis	M	0	0	0	0	0	0	0	0	0	0	0	0	0	0	0	0	0	0	0	0	0	0
		F	0	0	0	0	0	0	0	0	0	0	0	0	0	0	0	0	0	0	0	0	0	0
		T	0	0	0	0	0	0	0	0	0	0	0	0	0	0	0	0	0	0	0	0	0	0
53	Sequelae of tuberculosis	M	0	0	0	0	0	0	0	0	0	0	0	0	0	0	0	0	0	0	0	0	0	0
		F	0	0	0	0	0	0	0	0	0	0	0	0	0	0	0	0	1	1	2	0	2	2
		T	0	0	0	0	0	0	0	0	0	0	0	0	0	0	0	0	1	1	2	0	2	2
54	Sequelae of poliomyelitis	M	0	0	0	0	0	0	0	0	0	1	0	0	0	0	1	0	0	0	2	0	2	2
		F	0	0	0	0	0	0	0	0	0	0	0	0	0	1	0	0	0	1	0	1	1	
		T	0	0	0	0	0	0	0	0	0	1	0	0	0	1	1	0	0	3	0	3	3	
55	All other and unspecified infectious and parasitic diseases and their sequelae	M	0	0	0	0	0	0	0	0	0	0	0	0	0	0	0	1	0	0	1	0	1	1
		F	0	0	0	0	0	0	0	0	0	0	0	0	0	0	0	0	0	1	1	0	1	1
		T	0	0	0	0	0	0	0	0	0	0	0	0	0	0	0	1	0	1	2	0	2	2
56	Malignant neoplasms of lip	M	0	0	0	0	0	0	0	0	0	0	0	0	0	0	0	1	0	0	1	0	1	1
		F	0	0	0	0	0	0	0	0	0	0	0	0	0	0	0	0	0	0	0	0	0	0
		T	0	0	0	0	0	0	0	0	0	0	0	0	0	0	0	1	0	0	1	0	1	1
57	Malignant neoplasms of tongue	M	0	0	0	0	0	0	1	0	0	5	2	1	2	2	2	2	0	0	15	0	15	15
		F	0	0	0	0	0	0	0	1	1	2	1	0	0	2	1	0	0	8	0	8	8	
		T	0	0	0	0	0	0	0	1	1	1	7	3	1	2	4	3	0	0	23	0	23	23
58	Malignant neoplasms of pharynx	M	0	0	0	0	1	0	0	1	4	6	4	4	6	0	2	2	1	0	31	0	31	31
		F	0	0	0	0	0	0	0	1	2	1	1	1	1	1	2	1	0	0	10	0	10	10
		T	0	0	0	0	1	0	0	1	5	8	5	5	7	1	4	3	1	0	41	0	41	41
59	Malignant neoplasms of other and unspecified sites within the lip, oral cavity and pharynx	M	0	0	0	0	0	0	1	0	1	1	3	4	2	1	1	0	1	1	16	1	17	17
		F	0	0	0	0	0	0	0	0	0	0	0	0	0	0	1	2	0	0	3	0	3	3
		T	0	0	0	0	0	0	1	0	1	1	3	4	2	1	2	2	1	1	19	1	20	20
60	Malignant neoplasms of esophagus	M	0	0	0	0	0	0	0	3	6	10	15	15	20	22	18	11	5	2	127	3	130	130
		F	0	0	0	0	0	1	1	0	0	2	2	5	7	6	5	7	2	38	0	38	38	
		T	0	0	0	0	0	1	1	3	6	10	17	17	25	29	24	16	12	4	165	3	168	168

(Res) Resident of Alberta

(Non Res) Non-Resident of Alberta

Table 18

(Continued)

		0-4	5-9	10-14	15-19	20-24	25-29	30-34	35-39	40-44	45-49	50-54	55-59	60-64	65-69	70-74	75-79	80-84	85-89	90+	Res Total	Non Res Total	Total	
61	Malignant neoplasms of stomach	M	0	0	0	0	0	0	4	2	1	11	5	11	11	11	17	17	11	6	107	1	108	
		F	0	0	0	0	1	0	1	2	1	3	5	6	2	5	3	2	8	7	4	50	1	51
		T	0	0	0	0	1	0	1	6	3	4	16	11	13	16	14	19	25	18	10	157	2	159
62	Malignant neoplasms of small intestine	M	0	0	0	0	0	0	0	0	0	0	3	0	0	0	1	0	0	0	4	0	4	
		F	0	0	0	0	0	0	0	0	0	0	0	0	0	0	2	1	0	0	3	0	3	
		T	0	0	0	0	0	0	0	0	0	0	3	0	0	0	3	1	0	0	7	0	7	
63	Malignant neoplasms of colon	M	0	0	0	0	0	1	2	1	4	8	16	17	14	38	34	37	30	30	9	241	3	244
		F	0	0	0	0	0	1	1	1	2	5	9	19	13	7	12	26	28	32	22	178	0	178
		T	0	0	0	0	0	2	3	2	6	13	25	36	27	45	46	63	58	62	31	419	3	422
64	Malignant neoplasms of rectosigmoid junction and rectum	M	0	0	0	0	0	1	0	1	0	2	3	11	11	12	13	11	9	6	2	82	0	82
		F	0	0	0	0	0	0	0	0	0	3	1	4	0	4	5	5	10	6	6	44	0	44
		T	0	0	0	0	0	1	0	1	0	5	4	15	11	16	18	16	19	12	8	126	0	126
65	Malignant neoplasms of anus and anal canal	M	0	0	0	0	0	0	0	0	0	0	0	1	0	0	1	1	0	1	4	0	4	
		F	0	0	0	0	0	0	0	0	0	0	2	1	1	0	0	0	0	0	4	0	4	
		T	0	0	0	0	0	0	0	0	0	0	2	2	1	0	1	1	0	1	8	0	8	
66	Malignant neoplasms of liver	M	0	0	0	0	0	0	0	0	3	9	13	10	11	12	8	7	3	2	78	0	78	
		F	0	0	0	0	0	0	0	0	1	4	3	2	1	5	4	7	2	4	33	0	33	
		T	0	0	0	0	0	0	0	0	4	13	16	12	12	17	12	14	5	6	111	0	111	
67	Malignant neoplasms of intrahepatic bile duct carcinoma	M	0	0	0	0	0	0	1	0	2	3	6	3	5	1	1	1	4	1	28	2	30	
		F	0	0	0	0	0	0	0	0	2	2	6	1	6	7	4	9	3	2	42	0	42	
		T	0	0	0	0	0	0	1	0	4	5	12	4	11	8	5	10	7	3	70	2	72	
68	Malignant neoplasms of gallbladder and extra-hepatic bile ducts	M	0	0	0	0	0	0	0	0	0	1	0	0	0	1	0	2	5	0	9	1	10	
		F	0	0	0	0	0	0	0	0	0	2	6	4	1	3	5	5	3	2	31	0	31	
		T	0	0	0	0	0	0	0	0	0	3	6	4	1	4	5	7	8	2	40	1	41	
69	Malignant neoplasms of pancreas	M	0	0	0	0	0	0	2	1	4	8	13	19	20	27	28	22	7	4	155	2	157	
		F	0	0	0	0	0	1	0	1	5	9	9	13	18	22	26	23	16	6	149	4	153	
		T	0	0	0	0	0	1	2	2	9	17	22	32	38	49	54	45	23	10	304	6	310	
70	Malignant neoplasms of other and ill-defined digestive organs	M	0	0	0	0	0	0	0	1	0	2	3	4	3	7	9	8	3	3	43	0	43	
		F	0	0	0	0	0	0	0	0	2	3	2	5	2	5	5	7	8	7	46	0	46	
		T	0	0	0	0	0	0	0	1	2	5	5	9	5	12	14	15	11	10	89	0	89	
71	Malignant neoplasms of nasal cavity, middle ear and accessory sinuses	M	0	0	0	0	0	0	0	0	0	2	0	0	0	0	1	0	0	0	3	0	3	
		F	0	0	0	0	0	0	0	0	0	0	0	0	0	0	0	0	1	0	1	0	1	
		T	0	0	0	0	0	0	0	0	0	2	0	0	0	0	1	0	1	0	4	0	4	
72	Malignant neoplasms of larynx	M	0	0	0	0	0	0	0	0	0	2	2	4	3	6	1	3	1	1	23	0	23	
		F	0	0	0	0	0	0	0	0	0	0	0	0	1	1	1	0	1	0	4	1	5	
		T	0	0	0	0	0	0	0	0	0	2	2	4	4	7	2	3	2	1	27	1	28	

(Res) Resident of Alberta

(Non Res) Non-Resident of Alberta

Table 18

(Continued)

		0-4	5-9	10-14	15-19	20-24	25-29	30-34	35-39	40-44	45-49	50-54	55-59	60-64	65-69	70-74	75-79	80-84	85-89	90+	Res Total	Non Res Total	Total	
73 Malignant neoplasms of trachea, bronchus and lung	M	0	0	0	0	0	2	0	0	3	15	40	60	83	85	129	123	91	53	15	699	8	707	
	F	0	0	0	0	0	0	0	1	7	18	37	50	89	101	97	103	81	61	17	662	7	669	
	T	0	0	0	0	0	2	0	1	10	33	77	110	172	186	226	226	172	114	32	1361	15	1376	
74 Malignant neoplasms of thymus, heart, mediastinum and pleura	M	0	0	0	0	1	0	0	0	0	0	0	0	0	0	0	0	0	0	0	1	0	1	
	F	0	0	0	0	0	0	0	0	0	0	1	0	0	0	0	0	1	0	0	2	0	2	
	T	0	0	0	0	1	0	0	0	0	0	1	0	0	0	0	0	1	0	0	3	0	3	
75 Malignant neoplasms of other and ill-defined sites in respiratory system and intrathoracic organs	M	0	0	0	0	0	0	0	0	0	0	0	0	0	0	0	0	0	0	0	0	0	0	
	F	0	0	0	0	0	0	0	0	0	0	0	0	1	0	0	0	0	0	0	0	1	0	1
	T	0	0	0	0	0	0	0	0	0	0	0	0	1	0	0	0	0	0	0	0	1	0	1
76 Malignant neoplasms of bone and articular cartilage	M	0	0	0	0	0	3	0	0	0	0	0	0	0	0	0	3	0	0	1	7	0	7	
	F	0	0	0	1	0	0	0	0	0	0	0	0	0	2	1	0	1	0	1	6	1	7	
	T	0	0	0	1	0	3	0	0	0	0	0	0	0	2	1	3	1	0	2	13	1	14	
77 Malignant melanoma of skin	M	0	0	0	0	1	0	0	1	2	2	6	5	7	4	3	8	5	0	1	45	0	45	
	F	0	0	0	0	0	0	2	0	1	2	1	0	4	5	0	3	5	2	0	25	1	26	
	T	0	0	0	0	1	0	2	1	3	4	7	5	11	9	3	11	10	2	1	70	1	71	
78 Other malignant neoplasms of skin	M	0	0	0	0	0	0	0	0	0	0	1	1	0	1	1	3	3	3	2	15	0	15	
	F	0	0	0	0	0	0	0	0	0	1	0	1	0	0	1	1	1	0	3	8	0	8	
	T	0	0	0	0	0	0	0	0	0	1	1	2	0	1	2	4	4	3	5	23	0	23	
79 Mesothelioma	M	0	0	0	0	0	0	0	0	1	0	2	0	7	3	13	7	3	3	0	39	1	40	
	F	0	0	0	0	0	0	0	0	0	0	0	0	2	2	2	3	0	0	1	10	0	10	
	T	0	0	0	0	0	0	0	0	1	0	2	0	9	5	15	10	3	3	1	49	1	50	
80 Kaposi's sarcoma	M	0	0	0	0	0	0	0	0	0	0	0	0	0	0	0	0	0	0	0	0	0	0	
	F	0	0	0	0	0	0	0	0	0	0	0	0	0	0	0	0	0	0	0	0	0	0	
	T	0	0	0	0	0	0	0	0	0	0	0	0	0	0	0	0	0	0	0	0	0	0	
81 Malignant neoplasms of other mesothelial and soft tissue	M	0	0	0	0	0	2	1	0	1	1	0	3	3	1	4	2	2	0	0	20	1	21	
	F	0	0	1	1	1	0	0	1	0	4	2	1	2	6	2	3	5	3	1	33	0	33	
	T	0	0	1	1	1	2	1	1	1	5	2	4	5	7	6	5	7	3	1	53	1	54	
82 Malignant neoplasm of breast	M	0	0	0	0	0	0	0	0	0	0	0	0	0	0	1	1	0	0	0	2	0	2	
	F	0	0	0	0	0	0	4	11	14	24	44	33	48	33	31	49	34	33	38	396	3	399	
	T	0	0	0	0	0	0	4	11	14	24	44	33	48	33	32	50	34	33	38	398	3	401	
83 Malignant neoplasms of vulva and vagina	M	0	0	0	0	0	0	0	0	0	0	0	0	0	0	0	0	0	0	0	0	0	0	
	F	0	0	0	0	0	0	0	0	0	0	1	0	0	1	0	2	2	0	2	8	0	8	
	T	0	0	0	0	0	0	0	0	0	0	1	0	0	1	0	2	2	0	2	8	0	8	
84 Malignant neoplasms of cervix uteri	M	0	0	0	0	0	0	0	0	0	0	0	0	0	0	0	0	0	0	0	0	0	0	
	F	0	0	0	0	0	0	0	3	4	6	3	3	2	3	4	1	1	3	1	34	0	34	
	T	0	0	0	0	0	0	0	3	4	6	3	3	2	3	4	1	1	3	1	34	0	34	

(Res) Resident of Alberta

(Non Res) Non-Resident of Alberta

Table 18

(Continued)

		0-4	5-9	10-14	15-19	20-24	25-29	30-34	35-39	40-44	45-49	50-54	55-59	60-64	65-69	70-74	75-79	80-84	85-89	90+	Res Total	Non Res Total	Total
85 Malignant neoplasms of corpus uteri and uterus, part unspecified	M	0	0	0	0	0	0	0	0	0	0	0	0	0	0	0	0	0	0	0	0	0	0
	F	0	0	0	0	0	0	1	2	0	6	3	8	7	9	8	10	6	5	1	66	1	67
	T	0	0	0	0	0	0	1	2	0	6	3	8	7	9	8	10	6	5	1	66	1	67
86 Malignant neoplasms of ovary	M	0	0	0	0	0	0	0	0	0	0	0	0	0	0	0	0	0	0	0	0	0	0
	F	0	0	0	0	0	0	1	1	2	6	15	14	21	13	18	14	20	10	4	139	2	141
	T	0	0	0	0	0	0	1	1	2	6	15	14	21	13	18	14	20	10	4	139	2	141
87 Malignant neoplasms of other and unspecified female genital organs	M	0	0	0	0	0	0	0	0	0	0	0	0	0	0	0	0	0	0	0	0	0	0
	F	0	0	0	0	0	0	0	0	0	0	0	1	1	1	0	0	0	0	1	4	1	5
	T	0	0	0	0	0	0	0	0	0	0	0	1	1	1	0	0	0	0	1	4	1	5
88 Malignant neoplasms of placenta	M	0	0	0	0	0	0	0	0	0	0	0	0	0	0	0	0	0	0	0	0	0	0
	F	0	0	0	0	0	0	0	0	0	0	0	0	0	0	0	0	0	0	0	0	0	0
	T	0	0	0	0	0	0	0	0	0	0	0	0	0	0	0	0	0	0	0	0	0	0
89 Malignant neoplasms of prostate	M	0	0	0	0	0	0	0	0	1	3	13	9	34	45	72	89	62	31	359	2	361	
	F	0	0	0	0	0	0	0	0	0	0	0	0	0	0	0	0	0	0	0	0	0	0
	T	0	0	0	0	0	0	0	0	1	3	13	9	34	45	72	89	62	31	359	2	361	
90 Malignant neoplasms of testis	M	0	0	0	0	1	2	0	0	0	1	0	0	0	0	0	0	0	0	0	4	0	4
	F	0	0	0	0	0	0	0	0	0	0	0	0	0	0	0	0	0	0	0	0	0	0
	T	0	0	0	0	1	2	0	0	0	1	0	0	0	0	0	0	0	0	0	4	0	4
91 Malignant neoplasms of penis and other and unspecified male genital organs	M	0	0	0	0	0	0	0	0	0	0	0	0	0	1	0	1	0	0	0	2	0	2
	F	0	0	0	0	0	0	0	0	0	0	0	0	0	0	0	0	0	0	0	0	0	0
	T	0	0	0	0	0	0	0	0	0	0	0	0	0	1	0	1	0	0	0	2	0	2
92 Malignant neoplasms of kidney and renal pelvis	M	0	0	0	0	0	0	0	2	7	7	11	12	7	12	11	6	9	5	89	0	89	
	F	0	0	0	0	0	0	0	0	1	3	3	6	6	6	7	6	7	6	51	0	51	
	T	0	0	0	0	0	0	0	2	8	10	14	18	13	18	18	12	16	11	140	0	140	
93 Malignant neoplasms of bladder	M	0	0	0	0	0	0	0	0	0	2	5	5	14	14	23	12	9	13	97	2	99	
	F	0	0	0	0	0	0	0	0	0	0	4	2	1	8	5	12	4	3	39	0	39	
	T	0	0	0	0	0	0	0	0	0	2	9	7	15	22	28	24	13	16	136	2	138	
94 Malignant neoplasms of other and unspecified sites within the urinary tract	M	0	0	0	0	0	0	0	0	0	0	0	0	0	0	0	1	0	0	1	0	1	
	F	0	0	0	0	0	0	0	0	0	0	0	0	0	0	0	0	1	0	0	1	0	1
	T	0	0	0	0	0	0	0	0	0	0	0	0	0	0	0	0	2	0	0	2	0	2
95 Malignant neoplasm of eye and adnexa	M	0	0	0	0	0	0	0	0	0	1	0	0	1	1	0	1	0	0	4	0	4	
	F	0	0	0	0	0	0	0	0	0	0	0	0	0	0	0	0	0	0	0	0	0	0
	T	0	0	0	0	0	0	0	0	0	1	0	0	1	1	0	1	0	0	4	0	4	
96 Malignant neoplasms of brain	M	2	1	0	1	0	3	1	2	8	8	11	4	15	14	8	8	9	1	1	97	0	97
	F	0	1	1	0	1	0	3	1	3	2	7	2	7	10	3	4	3	5	0	53	0	53
	T	2	2	1	1	1	3	4	3	11	10	18	6	22	24	11	12	12	6	1	150	0	150

(Res) Resident of Alberta

(Non Res) Non-Resident of Alberta

Table 18

(Continued)

		0-4	5-9	10-14	15-19	20-24	25-29	30-34	35-39	40-44	45-49	50-54	55-59	60-64	65-69	70-74	75-79	80-84	85-89	90+	Res Total	Non Res Total	Total	
97 Malignant neoplasms of other parts of central nervous system	M	0	0	0	0	0	0	0	0	0	0	0	0	0	0	1	0	0	1	0	2	0	2	
	F	0	0	0	0	0	0	0	0	0	0	0	0	0	0	1	0	1	0	0	0	2	0	2
	T	0	0	0	0	0	0	0	0	0	0	0	0	0	0	2	0	1	1	0	0	4	0	4
98 Malignant neoplasms of thyroid and other endocrine glands	M	0	1	0	0	0	0	0	0	1	0	1	1	0	0	0	0	3	0	0	7	1	8	
	F	0	0	0	0	0	0	0	0	0	0	0	0	1	0	1	0	3	3	2	10	0	10	
	T	0	1	0	0	0	0	0	0	1	0	1	1	1	0	1	0	6	3	2	17	1	18	
99 Other malignant neoplasms of other and unspecified sites	M	0	0	0	0	0	1	0	0	1	4	13	16	16	23	26	41	35	29	8	213	2	215	
	F	0	0	0	0	0	0	0	2	3	8	8	20	12	15	26	30	46	29	20	219	2	221	
	T	0	0	0	0	0	1	0	2	4	12	21	36	28	38	52	71	81	58	28	432	4	436	
100 Hodgkin's disease	M	0	0	0	0	0	0	0	0	0	0	0	2	0	0	0	1	0	0	1	4	0	4	
	F	0	0	0	0	0	0	1	0	0	0	0	0	0	0	1	0	0	1	0	3	0	3	
	T	0	0	0	0	0	0	1	0	0	0	0	2	0	0	1	1	0	1	1	7	0	7	
101 Non-Hodgkin's lymphoma	M	0	0	0	0	1	2	0	2	2	1	6	10	15	16	10	15	16	9	4	109	2	111	
	F	0	0	0	0	0	0	1	2	0	1	3	2	9	18	11	12	13	17	12	101	3	104	
	T	0	0	0	0	1	2	1	4	2	2	9	12	24	34	21	27	29	26	16	210	5	215	
102 Malignant neoplasms of other and unspecified lymphoid, hematopoietic and related tissue	M	0	0	0	0	0	0	0	0	0	0	0	0	0	0	0	0	0	0	0	0	0	0	
	F	0	0	0	0	0	0	0	0	0	0	0	0	0	0	0	0	0	0	0	0	0	0	
	T	0	0	0	0	0	0	0	0	0	0	0	0	0	0	0	0	0	0	0	0	0	0	
103 Malignant immunoproliferative diseases	M	0	0	0	0	0	0	0	0	0	0	1	0	0	0	0	0	0	1	1	3	0	3	
	F	0	0	0	0	0	0	0	0	0	0	0	0	1	0	1	0	0	0	0	2	0	2	
	T	0	0	0	0	0	0	0	0	0	0	1	0	1	0	1	0	0	1	1	5	0	5	
104 Multiple myeloma and malignant plasma cell neoplasms	M	0	0	0	0	0	0	0	0	1	2	5	4	7	8	8	2	3	1	41	0	41		
	F	0	0	0	0	0	0	0	1	1	1	0	1	2	8	10	4	10	6	4	48	1	49	
	T	0	0	0	0	0	0	0	1	1	2	2	6	6	15	18	12	12	9	5	89	1	90	
105 Lymphoid leukemia	M	0	2	1	0	0	0	0	1	0	1	1	0	4	5	8	8	4	4	3	42	1	43	
	F	0	0	0	1	0	0	0	0	0	1	3	3	0	1	1	2	5	3	5	25	0	25	
	T	0	2	1	1	0	0	0	1	0	2	4	3	4	6	9	10	9	7	8	67	1	68	
106 Myeloid leukemia	M	1	1	0	0	0	1	0	2	0	0	3	4	3	9	6	5	9	2	1	47	2	49	
	F	0	1	0	0	0	1	0	1	0	1	1	2	4	4	6	9	5	6	1	42	2	44	
	T	1	2	0	0	0	2	0	3	0	1	4	6	7	13	12	14	14	8	2	89	4	93	
107 Monocytic leukemia	M	0	0	0	0	0	0	1	0	0	0	0	0	0	0	0	0	0	0	0	1	1	2	
	F	0	0	0	0	0	0	0	0	0	0	0	0	0	0	0	0	0	0	0	0	0	1	
	T	0	0	0	0	0	0	0	1	0	0	0	0	0	0	0	0	0	0	0	1	2	3	
108 Other and unspecified leukemia	M	0	0	0	0	1	0	0	0	0	1	0	2	0	1	4	6	3	6	2	26	0	26	
	F	0	0	0	0	0	0	1	0	0	1	1	0	1	4	1	3	5	1	2	20	0	20	
	T	0	0	0	0	1	0	1	0	0	2	1	2	1	5	5	9	8	7	4	46	0	46	

(Res) Resident of Alberta

(Non Res) Non-Resident of Alberta

Table 18

(Continued)

		0-4	5-9	10-14	15-19	20-24	25-29	30-34	35-39	40-44	45-49	50-54	55-59	60-64	65-69	70-74	75-79	80-84	85-89	90+	Res Total	Non Res Total	Total	
109 Carcinoma in situ of breast and genitourinary system	M	0	0	0	0	0	0	0	0	0	0	0	0	0	0	0	0	0	0	0	0	0	0	
	F	0	0	0	0	0	0	0	0	0	0	0	0	0	0	0	0	0	0	0	0	0	0	0
	T	0	0	0	0	0	0	0	0	0	0	0	0	0	0	0	0	0	0	0	0	0	0	0
110 Carcinoma in situ of other and unspecified sites	M	0	0	0	0	0	0	0	0	0	0	0	0	0	0	0	0	0	0	0	0	0	0	
	F	0	0	0	0	0	0	0	0	0	0	0	0	0	0	0	0	0	0	0	0	0	0	0
	T	0	0	0	0	0	0	0	0	0	0	0	0	0	0	0	0	0	0	0	0	0	0	0
111 Benign neoplasms of female genital organs	M	0	0	0	0	0	0	0	0	0	0	0	0	0	0	0	0	0	0	0	0	0	0	
	F	0	0	0	0	0	0	0	0	0	0	0	0	0	0	0	0	0	0	0	0	0	0	0
	T	0	0	0	0	0	0	0	0	0	0	0	0	0	0	0	0	0	0	0	0	0	0	0
112 Benign neoplasms of eye, brain and other parts of central nervous system	M	0	0	0	0	0	0	0	0	0	1	0	1	0	0	1	1	0	0	0	4	0	4	
	F	0	0	0	0	0	0	0	0	1	0	0	0	1	0	0	0	0	2	0	4	0	4	
	T	0	0	0	0	0	0	0	0	1	1	0	1	1	0	1	1	0	2	0	8	0	8	
113 Benign neoplasms of other and unspecified sites	M	0	0	0	0	0	0	0	0	0	0	0	1	0	0	0	1	0	0	0	2	1	3	
	F	0	0	0	0	0	0	0	1	0	0	0	1	0	1	0	1	0	0	0	4	0	4	
	T	0	0	0	0	0	0	0	1	0	0	0	2	0	1	0	2	0	0	0	6	1	7	
114 Neoplasms of uncertain or unknown behavior of specified sites	M	1	0	1	0	1	0	0	1	0	0	5	1	2	9	8	8	5	8	7	57	2	59	
	F	0	0	0	0	0	0	0	0	0	0	1	1	5	2	7	6	11	6	8	47	0	47	
	T	1	0	1	0	1	0	0	1	0	0	6	2	7	11	15	14	16	14	15	104	2	106	
115 Neoplasm of uncertain or unknown behavior of unspecified sites	M	0	0	0	0	0	0	0	0	0	0	1	0	1	1	0	0	0	0	0	3	0	3	
	F	0	0	0	0	0	0	0	0	0	0	1	1	0	0	0	0	1	0	1	4	0	4	
	T	0	0	0	0	0	0	0	0	0	0	2	1	1	1	0	0	1	0	1	7	0	7	
116 Nutritional anemias	M	0	0	0	0	0	0	0	0	0	0	0	0	0	0	0	0	0	0	1	1	0	1	
	F	0	0	0	0	0	0	0	0	0	0	0	0	0	0	0	0	0	0	0	0	0	0	
	T	0	0	0	0	0	0	0	0	0	0	0	0	0	0	0	0	0	0	1	1	0	1	
117 Hemolytic anemias	M	0	0	0	0	0	0	0	0	0	0	0	0	0	0	0	0	0	0	0	0	0	0	
	F	0	0	0	0	0	0	0	0	0	0	0	1	0	0	0	0	0	0	1	2	0	2	
	T	0	0	0	0	0	0	0	0	0	0	0	1	0	0	0	0	0	0	1	2	0	2	
118 Aplastic anemias	M	0	0	0	0	0	0	0	0	0	0	0	0	0	1	1	0	0	0	1	3	0	3	
	F	0	0	0	0	0	0	0	0	0	1	0	0	0	1	0	0	1	1	0	4	0	4	
	T	0	0	0	0	0	0	0	0	0	1	0	0	0	2	1	0	1	1	1	7	0	7	
119 Acute posthemorrhagic and other anemias	M	0	0	0	0	0	0	0	0	0	0	0	0	0	0	1	3	5	5	4	18	0	18	
	F	0	0	0	0	0	0	0	0	0	0	0	0	0	0	0	4	2	2	6	14	0	14	
	T	0	0	0	0	0	0	0	0	0	0	0	0	0	0	1	7	7	7	10	32	0	32	
120 Coagulation defects, purpura and other hemorrhagic conditions	M	0	0	0	0	0	0	0	0	0	1	0	1	1	0	2	0	4	0	2	11	1	12	
	F	0	0	0	0	0	0	0	1	0	0	0	0	0	0	1	1	1	1	0	5	0	5	
	T	0	0	0	0	0	0	0	1	0	1	0	1	1	0	3	1	5	1	2	16	1	17	

(Res) Resident of Alberta

(Non Res) Non-Resident of Alberta

Table 18

(Continued)

		0-4	5-9	10-14	15-19	20-24	25-29	30-34	35-39	40-44	45-49	50-54	55-59	60-64	65-69	70-74	75-79	80-84	85-89	90+	Res Total	Non Res Total	Total
121 Other diseases of blood and blood-forming organs	M	0	0	1	0	0	0	0	0	0	0	0	0	0	0	0	0	2	0	0	3	0	3
	F	0	0	0	0	0	0	0	0	0	0	0	0	0	0	0	0	0	1	0	1	0	1
	T	0	0	1	0	0	0	0	0	0	0	0	0	0	0	0	0	0	2	1	0	4	0
122 Certain disorders involving the immune mechanism	M	0	0	0	0	0	0	0	1	0	0	0	0	0	1	0	1	1	2	0	6	0	6
	F	1	0	0	0	0	0	0	0	0	0	0	1	0	0	1	0	0	0	0	3	0	3
	T	1	0	0	0	0	0	0	1	0	0	0	1	0	1	1	1	1	2	0	9	0	9
123 Disorders of thyroid gland	M	0	0	0	0	0	0	0	0	0	0	0	0	0	0	0	0	0	0	0	0	0	0
	F	0	0	0	0	0	0	0	0	0	0	0	0	0	0	0	0	0	3	2	5	0	5
	T	0	0	0	0	0	0	0	0	0	0	0	0	0	0	0	0	0	3	2	5	0	5
124 Diabetes mellitus	M	0	0	0	0	0	1	1	4	7	12	8	7	14	30	20	46	36	31	14	231	4	235
	F	0	0	0	0	0	0	1	1	4	4	8	5	15	16	16	35	44	32	37	218	0	218
	T	0	0	0	0	0	1	2	5	11	16	16	12	29	46	36	81	80	63	51	449	4	453
125 Disorders of pituitary gland	M	0	0	0	0	0	0	0	0	0	0	0	0	0	0	0	0	1	0	0	1	0	1
	F	0	0	0	0	0	0	0	0	0	0	0	0	0	0	0	0	0	0	0	0	0	0
	T	0	0	0	0	0	0	0	0	0	0	0	0	0	0	0	0	1	0	0	1	0	1
126 Disorders of adrenal glands	M	0	0	0	0	1	0	0	0	1	0	0	0	0	0	0	0	0	0	0	2	0	2
	F	0	0	0	0	0	0	0	0	0	0	0	0	0	0	0	0	0	0	0	0	0	0
	T	0	0	0	0	1	0	0	0	1	0	0	0	0	0	0	0	0	0	0	2	0	2
127 Diseases of thymus	M	0	0	0	0	0	0	0	0	0	0	0	0	0	0	0	0	0	0	0	0	0	0
	F	0	0	0	0	0	0	0	0	0	0	0	0	0	0	0	0	0	0	0	0	0	0
	T	0	0	0	0	0	0	0	0	0	0	0	0	0	0	0	0	0	0	0	0	0	0
128 Other endocrine diseases	M	0	0	0	0	0	0	0	0	0	0	0	0	0	0	0	0	1	0	0	1	0	1
	F	0	0	0	0	0	0	0	0	0	1	0	0	0	0	0	0	1	0	0	2	0	2
	T	0	0	0	0	0	0	0	0	0	1	0	0	0	0	0	0	2	0	0	3	0	3
129 Nutritional marasmus	M	0	0	0	0	0	0	0	0	0	0	0	0	0	0	0	0	0	0	0	0	0	0
	F	0	0	0	0	0	0	0	0	0	0	0	0	0	0	0	0	0	0	0	0	0	0
	T	0	0	0	0	0	0	0	0	0	0	0	0	0	0	0	0	0	0	0	0	0	0
130 Other and unspecified malnutrition	M	1	0	0	0	0	0	0	0	0	0	0	0	0	1	0	0	0	3	1	6	1	7
	F	0	0	0	0	0	0	0	0	0	0	0	2	1	0	0	0	1	1	4	9	0	9
	T	1	0	0	0	0	0	0	0	0	0	0	2	1	1	0	0	1	4	5	15	1	16
131 Other nutritional deficiencies	M	0	0	0	0	0	0	0	0	0	0	0	0	0	0	0	0	0	2	0	2	0	2
	F	0	0	0	0	0	0	0	0	0	0	0	0	0	0	0	0	0	0	0	0	0	0
	T	0	0	0	0	0	0	0	0	0	0	0	0	0	0	0	0	0	2	0	2	0	2
132 Obesity and other hyperalimentation	M	0	0	0	1	0	0	0	7	3	3	4	3	0	0	0	0	0	0	0	21	0	21
	F	0	0	0	0	0	0	0	0	4	2	3	3	0	0	2	3	1	0	0	18	0	18
	T	0	0	0	1	0	0	0	7	7	5	7	6	0	0	2	3	1	0	0	39	0	39

(Res) Resident of Alberta

(Non Res) Non-Resident of Alberta

Table 18

(Continued)

		0-4	5-9	10-14	15-19	20-24	25-29	30-34	35-39	40-44	45-49	50-54	55-59	60-64	65-69	70-74	75-79	80-84	85-89	90+	Res Total	Non Res Total	Total	
133 Cystic fibrosis	M	0	0	0	0	0	0	1	0	0	0	0	0	0	0	0	0	0	0	0	1	0	1	
	F	0	0	0	0	0	1	0	0	0	0	0	0	0	0	0	0	0	0	0	0	1	0	1
	T	0	0	0	0	0	1	1	0	0	0	0	0	0	0	0	0	0	0	0	0	2	0	2
134 Volume depletion, disorders of fluid, electrolyte and acid-base balance	M	0	0	0	0	0	1	0	0	0	0	0	0	0	0	2	2	3	2	6	16	0	16	
	F	0	0	0	0	0	0	0	0	1	0	0	0	0	0	0	2	4	11	12	30	0	30	
	T	0	0	0	0	0	1	0	0	1	0	0	0	0	0	2	4	7	13	18	46	0	46	
135 Other metabolic disorders	M	5	1	0	1	0	0	1	0	1	0	1	2	2	2	1	4	2	4	1	28	0	28	
	F	3	0	0	0	0	0	2	1	1	1	0	0	1	2	2	0	4	3	4	24	0	24	
	T	8	1	0	1	0	0	3	1	2	1	1	2	3	4	3	4	6	7	5	52	0	52	
136 Organic dementia	M	0	0	0	0	0	0	0	0	0	1	0	0	2	5	9	43	60	80	69	269	5	274	
	F	0	0	0	0	0	0	0	0	0	0	0	1	5	5	11	38	73	145	259	537	2	539	
	T	0	0	0	0	0	0	0	0	0	1	0	1	7	10	20	81	133	225	328	806	7	813	
137 Other and unspecified organic mental disorders	M	0	0	0	0	0	0	0	0	0	0	1	0	0	1	1	1	2	2	1	9	0	9	
	F	0	0	0	0	0	0	0	0	0	0	0	1	1	0	1	1	5	4	5	18	0	18	
	T	0	0	0	0	0	0	0	0	0	0	1	1	1	1	2	2	7	6	6	27	0	27	
138 Mental and behavioral disorders due to use of alcohol	M	0	0	0	0	0	0	0	5	3	18	10	13	18	4	5	3	0	1	0	80	1	81	
	F	0	0	0	0	0	0	0	3	5	4	5	3	6	2	2	0	1	0	0	31	1	32	
	T	0	0	0	0	0	0	0	8	8	22	15	16	24	6	7	3	1	1	0	111	2	113	
139 Mental and behavioral disorders due to other psychoactive substance use	M	0	0	0	0	0	2	0	0	2	1	2	2	0	0	0	0	0	0	0	9	1	10	
	F	0	0	0	0	0	2	0	3	3	1	2	0	0	0	0	0	1	0	0	12	0	12	
	T	0	0	0	0	0	4	0	3	5	2	4	2	0	0	0	0	1	0	0	21	1	22	
140 Schizophrenia, schizotypal and delusional disorders	M	0	0	0	0	0	0	1	0	0	0	0	0	0	0	0	1	0	0	0	2	0	2	
	F	0	0	0	0	0	0	0	0	0	0	0	0	0	1	0	1	0	0	0	2	0	2	
	T	0	0	0	0	0	0	1	0	0	0	0	0	0	1	0	2	0	0	0	4	0	4	
141 Mood (affective) disorders	M	0	0	0	0	0	0	0	0	0	0	0	0	1	0	0	0	0	0	2	3	0	3	
	F	0	0	0	0	0	0	0	0	0	0	0	0	0	1	0	0	2	5	0	8	0	8	
	T	0	0	0	0	0	0	0	0	0	0	0	0	1	1	0	0	2	5	2	11	0	11	
142 Neurotic, stress-related and somatoform disorders	M	0	0	0	0	0	0	0	0	0	0	1	0	0	0	0	0	0	0	0	1	0	1	
	F	0	0	0	0	0	0	0	0	0	0	0	0	0	0	0	0	0	0	0	0	0	0	
	T	0	0	0	0	0	0	0	0	0	0	1	0	0	0	0	0	0	0	0	1	0	1	
143 Mental retardation	M	0	0	0	0	0	0	0	0	0	0	0	0	0	0	0	0	0	0	0	0	0	0	
	F	0	0	0	0	0	0	0	0	0	0	0	0	0	0	0	0	0	0	0	0	0	0	
	T	0	0	0	0	0	0	0	0	0	0	0	0	0	0	0	0	0	0	0	0	0	0	
144 Other and unspecified mental and behavioral disorders	M	0	0	0	0	0	0	0	0	0	0	0	0	0	0	0	0	0	0	0	0	0	0	
	F	0	0	0	1	0	1	0	0	0	0	0	0	1	0	0	0	0	0	0	3	0	3	
	T	0	0	0	1	0	1	0	0	0	0	0	0	1	0	0	0	0	0	0	3	0	3	

(Res) Resident of Alberta

(Non Res) Non-Resident of Alberta

Table 18

(Continued)

		0-4	5-9	10-14	15-19	20-24	25-29	30-34	35-39	40-44	45-49	50-54	55-59	60-64	65-69	70-74	75-79	80-84	85-89	90+	Res Total	Non Res Total	Total	
145 Meningitis	M	0	0	0	0	0	1	0	0	0	0	1	0	0	1	0	0	0	0	0	3	0	3	
	F	0	0	0	0	0	0	0	0	0	0	1	1	0	0	0	0	0	0	0	2	0	2	
	T	0	0	0	0	0	1	0	0	0	0	2	1	0	1	0	0	0	0	0	5	0	5	
146 Other inflammatory diseases of central nervous system	M	1	0	0	0	0	0	0	0	0	0	1	0	0	1	0	0	0	0	1	4	0	4	
	F	0	0	0	0	0	0	0	0	0	1	1	1	0	1	0	1	0	0	0	5	0	5	
	T	1	0	0	0	0	0	0	0	0	1	2	1	0	2	0	1	0	0	1	9	0	9	
147 Parkinson's disease	M	0	0	0	0	0	0	0	0	0	0	0	0	1	4	10	12	23	14	5	69	0	69	
	F	0	0	0	0	0	0	0	0	0	0	0	0	0	1	4	4	12	15	6	42	2	44	
	T	0	0	0	0	0	0	0	0	0	0	0	0	1	5	14	16	35	29	11	111	2	113	
148 Alzheimer's disease	M	0	0	0	0	0	0	0	0	0	0	0	1	1	3	7	20	38	45	28	143	0	143	
	F	0	0	0	0	0	0	0	0	0	0	0	0	0	3	13	31	55	93	110	305	1	306	
	T	0	0	0	0	0	0	0	0	0	0	0	1	1	6	20	51	93	138	138	448	1	449	
149 Multiple sclerosis	M	0	0	0	0	0	1	0	0	0	1	4	3	6	2	0	2	1	0	0	20	0	20	
	F	0	0	0	0	0	0	0	0	3	0	6	1	5	1	1	2	2	1	0	22	0	22	
	T	0	0	0	0	0	1	0	0	3	1	10	4	11	3	1	4	3	1	0	42	0	42	
150 Epilepsy	M	0	0	0	1	0	1	1	1	2	1	1	1	0	1	0	0	0	0	0	10	0	10	
	F	2	0	0	1	1	0	0	1	0	0	1	2	0	1	2	0	0	0	2	0	10	0	10
	T	2	0	0	2	1	1	1	2	2	1	1	2	2	1	0	0	0	2	0	20	0	20	
151 Transient cerebral ischemic attacks and related syndromes	M	0	0	0	0	0	0	0	0	0	0	0	0	0	0	0	1	1	1	0	3	0	3	
	F	0	0	0	0	0	0	0	0	0	0	0	0	0	0	0	0	0	0	0	0	0	0	0
	T	0	0	0	0	0	0	0	0	0	0	0	0	0	0	0	1	1	1	0	3	0	3	
152 Infantile cerebral palsy	M	0	1	0	1	1	1	0	3	0	1	3	0	0	0	0	0	1	0	0	12	0	12	
	F	0	0	0	1	0	0	1	0	1	0	0	0	0	1	0	0	2	0	0	6	0	6	
	T	0	1	0	2	1	1	1	3	1	1	3	0	0	1	0	0	3	0	0	18	0	18	
153 All other diseases of nervous system	M	4	0	1	0	0	0	3	0	1	6	5	8	12	14	8	12	19	5	0	98	0	98	
	F	3	0	0	1	0	0	1	1	2	3	6	11	12	7	13	11	13	10	4	98	1	99	
	T	7	0	1	1	0	0	4	1	3	9	11	19	24	21	21	23	32	15	4	196	1	197	
154 VII. Diseases of the eye and adnexa	M	0	0	0	0	0	0	0	0	0	0	0	0	0	0	0	0	0	0	0	0	0	0	
	F	0	0	0	0	0	0	0	0	0	0	0	0	0	0	0	0	0	0	0	0	0	0	
	T	0	0	0	0	0	0	0	0	0	0	0	0	0	0	0	0	0	0	0	0	0	0	
155 VIII. Diseases of the ear and mastoid process	M	0	0	0	0	0	0	0	0	0	0	0	0	0	0	0	0	0	0	0	0	0	0	
	F	0	0	0	0	0	0	0	0	0	0	0	0	0	0	0	0	0	0	0	0	0	0	
	T	0	0	0	0	0	0	0	0	0	0	0	0	0	0	0	0	0	0	0	0	0	0	
156 Acute rheumatic fever	M	0	0	0	0	0	0	0	0	0	0	0	0	0	0	0	0	0	0	0	0	0	0	
	F	0	0	0	0	0	0	0	0	0	0	0	0	0	0	0	0	0	0	0	0	0	0	
	T	0	0	0	0	0	0	0	0	0	0	0	0	0	0	0	0	0	0	0	0	0	0	

(Res) Resident of Alberta

(Non Res) Non-Resident of Alberta

Table 18

(Continued)

		0-4	5-9	10-14	15-19	20-24	25-29	30-34	35-39	40-44	45-49	50-54	55-59	60-64	65-69	70-74	75-79	80-84	85-89	90+	Res Total	Non Res Total	Total	
157 Rheumatic mitral valve diseases	M	0	0	0	0	0	0	0	0	0	0	0	1	1	0	0	1	0	0	0	3	0	3	
	F	0	0	0	0	0	0	0	0	0	0	0	0	0	1	3	1	0	1	0	0	6	1	7
	T	0	0	0	0	0	0	0	0	0	0	0	1	1	1	3	2	0	1	0	0	9	1	10
158 Rheumatic aortic valve diseases	M	0	0	0	0	0	0	0	0	0	0	0	0	0	0	0	0	1	0	0	1	1	2	
	F	0	0	0	0	0	0	0	0	0	0	0	0	0	0	0	0	0	0	0	0	0	0	0
	T	0	0	0	0	0	0	0	0	0	0	0	0	0	0	0	0	0	1	0	0	1	1	2
160 Other chronic rheumatic heart diseases	M	0	0	0	0	0	0	0	0	0	0	1	0	1	0	0	0	0	0	1	3	0	3	
	F	0	0	0	0	0	0	0	0	0	2	0	0	0	2	0	1	2	1	3	11	0	11	
	T	0	0	0	0	0	0	0	0	0	2	1	0	1	2	0	1	2	1	4	14	0	14	
161 Essential (primary) hypertension	M	0	0	0	0	0	0	0	0	0	0	0	2	3	3	1	3	6	3	7	28	0	28	
	F	0	0	0	0	0	0	0	0	0	0	0	1	0	1	3	6	6	18	21	56	0	56	
	T	0	0	0	0	0	0	0	0	0	0	0	3	3	4	4	9	12	21	28	84	0	84	
162 Hypertensive heart disease	M	0	0	0	0	0	0	0	0	1	3	3	2	1	4	0	1	6	3	4	28	1	29	
	F	0	0	0	0	0	0	0	0	0	1	1	0	0	2	3	1	4	7	18	37	1	38	
	T	0	0	0	0	0	0	0	0	1	4	4	2	1	6	3	2	10	10	22	65	2	67	
163 Hypertensive renal disease	M	0	0	0	0	0	0	0	0	0	0	0	0	1	1	3	7	8	7	7	34	0	34	
	F	0	0	0	0	0	1	0	0	0	0	0	0	0	2	3	3	6	12	9	36	0	36	
	T	0	0	0	0	0	1	0	0	0	0	0	0	1	3	6	10	14	19	16	70	0	70	
164 Hypertensive heart and renal disease	M	0	0	0	0	0	0	0	0	0	0	0	0	0	0	0	2	0	0	0	2	0	2	
	F	0	0	0	0	0	0	0	0	0	0	0	0	0	0	0	1	1	2	1	5	0	5	
	T	0	0	0	0	0	0	0	0	0	0	0	0	0	0	0	3	1	2	1	7	0	7	
165 Acute myocardial infarction	M	0	0	0	0	0	0	0	4	7	23	34	41	60	57	75	112	104	89	76	682	15	697	
	F	0	0	0	0	0	1	0	0	1	6	4	14	16	13	45	59	96	123	117	495	6	501	
	T	0	0	0	0	0	1	0	4	8	29	38	55	76	70	120	171	200	212	193	1177	21	1198	
166 Other acute ischemic heart diseases	M	0	0	0	0	0	0	0	0	1	0	2	1	1	0	3	3	2	0	2	15	0	15	
	F	0	0	0	0	0	0	0	0	0	0	0	1	0	0	0	1	2	1	1	6	0	6	
	T	0	0	0	0	0	0	0	0	1	0	2	2	1	0	3	4	4	1	3	21	0	21	
167 Atherosclerotic cardiovascular disease, so described	M	0	0	0	0	0	0	1	2	2	11	30	49	56	49	65	71	69	39	30	474	11	485	
	F	0	0	0	0	0	0	0	0	1	0	11	9	16	33	27	39	56	49	73	314	5	319	
	T	0	0	0	0	0	0	1	2	3	11	41	58	72	82	92	110	125	88	103	788	16	804	
168 All other forms of chronic ischemic heart disease	M	0	0	0	0	0	2	2	2	12	25	52	56	54	71	96	119	178	154	112	935	30	965	
	F	0	0	0	0	0	1	0	1	5	12	5	21	17	20	39	81	143	214	287	846	9	855	
	T	0	0	0	0	0	3	2	3	17	37	57	77	71	91	135	200	321	368	399	1781	39	1820	
169 Pulmonary embolism	M	0	0	0	0	1	0	0	0	1	0	1	1	1	0	3	2	2	0	0	12	0	12	
	F	0	0	0	0	0	0	0	2	0	0	1	1	2	3	3	8	2	5	1	28	0	28	
	T	0	0	0	0	1	0	0	2	1	0	2	2	3	3	6	10	4	5	1	40	0	40	

(Res) Resident of Alberta

(Non Res) Non-Resident of Alberta

Table 18

(Continued)

		0-4	5-9	10-14	15-19	20-24	25-29	30-34	35-39	40-44	45-49	50-54	55-59	60-64	65-69	70-74	75-79	80-84	85-89	90+	Res Total	Non Res Total	Total	
170 Other pulmonary heart disease and diseases of pulmonary circulation		M	0	0	0	0	0	0	1	0	0	2	1	0	1	2	3	2	1	0	13	1	14	
	F	0	0	0	0	0	0	0	0	0	1	2	0	0	1	0	1	1	5	1	12	1	13	
	T	0	0	0	0	0	0	0	1	0	1	4	1	0	2	2	4	3	6	1	25	2	27	
171 Acute and subacute endocarditis		M	0	0	1	0	1	0	0	1	0	0	0	0	0	1	0	0	0	0	4	0	4	
	F	0	0	0	0	0	0	0	0	0	1	0	1	1	0	1	0	0	1	0	5	0	5	
	T	0	0	1	0	1	0	0	0	1	1	0	1	1	0	2	0	0	1	0	9	0	9	
172 Diseases of pericardium and acute myocarditis		M	0	0	0	0	0	0	0	0	0	1	2	0	1	1	1	0	3	0	9	1	10	
	F	0	0	0	0	0	0	0	0	0	0	1	2	1	0	0	0	0	0	0	4	0	4	
	T	0	0	0	0	0	0	0	0	0	0	2	4	1	1	1	1	0	3	0	13	1	14	
173 Nonrheumatic mitral valve disorders		M	0	0	0	0	0	0	0	0	0	0	0	0	0	0	1	3	2	0	6	1	7	
	F	0	0	0	0	0	0	0	0	0	0	0	1	0	0	0	4	0	2	1	8	0	8	
	T	0	0	0	0	0	0	0	0	0	0	0	1	0	0	0	5	3	4	1	14	1	15	
174 Nonrheumatic aortic valve disorders		M	0	0	0	0	0	0	0	1	2	1	1	0	2	4	6	9	6	4	36	1	37	
	F	0	0	0	0	0	0	0	0	2	1	1	0	0	2	2	3	9	5	6	31	1	32	
	T	0	0	0	0	0	0	0	0	3	3	2	1	0	4	6	9	18	11	10	67	2	69	
175 All other diseases of endocardium		M	0	0	0	0	0	0	0	0	0	0	0	1	0	2	2	1	1	2	9	0	9	
	F	0	0	0	0	0	0	0	0	0	0	0	0	1	1	2	2	3	6	2	17	0	17	
	T	0	0	0	0	0	0	0	0	0	0	0	0	2	1	4	4	4	7	4	26	0	26	
176 Cardiomyopathy		M	3	0	0	0	1	1	1	2	1	4	1	3	2	3	9	6	2	2	1	42	0	42
	F	1	0	0	0	1	1	0	0	0	2	2	6	3	2	1	0	8	4	1	32	2	34	
	T	4	0	0	0	2	2	1	2	1	6	3	9	5	5	10	6	10	6	2	74	2	76	
177 Conduction disorders and cardiac dysrhythmias		M	0	1	0	0	1	0	0	1	0	1	3	2	2	5	7	15	28	21	15	102	1	103
	F	0	0	0	0	0	0	0	0	0	1	0	0	3	5	6	14	18	46	47	140	1	141	
	T	0	1	0	0	1	0	0	1	0	2	3	2	5	10	13	29	46	67	62	242	2	244	
178 Congestive heart failure		M	0	0	0	0	1	0	0	0	1	2	2	1	6	3	22	25	30	32	125	0	125	
	F	0	0	0	0	0	0	0	0	0	0	0	0	2	1	4	16	28	45	92	188	1	189	
	T	0	0	0	0	1	0	0	0	1	2	2	3	7	7	38	53	75	124	313	1	314		
179 Other and unspecified heart failure		M	0	0	0	0	0	0	0	0	0	1	0	1	0	2	3	4	8	7	26	0	26	
	F	0	0	0	0	0	0	0	0	0	0	0	0	1	3	4	7	7	11	33	0	33		
	T	0	0	0	0	0	0	0	0	0	1	0	1	1	5	7	11	15	18	59	0	59		
180 Myocarditis, unspecified and myocardial degeneration		M	0	0	0	0	0	0	0	0	0	0	0	0	0	0	0	0	1	1	2	0	2	
	F	0	0	0	0	0	0	0	1	0	0	1	2	0	0	0	0	0	0	1	5	0	5	
	T	0	0	0	0	0	0	0	1	0	0	1	2	0	0	0	0	0	1	2	7	0	7	
181 All other and ill-defined forms of heart disease		M	0	0	0	0	1	0	0	0	0	1	2	2	1	7	5	4	3	4	30	0	30	
	F	0	0	0	0	0	0	0	1	0	0	0	2	0	0	0	2	5	10	15	35	0	35	
	T	0	0	0	0	1	0	0	1	0	0	1	4	2	1	7	7	9	13	19	65	0	65	

(Res) Resident of Alberta

(Non Res) Non-Resident of Alberta

Table 18

(Continued)

		0-4	5-9	10-14	15-19	20-24	25-29	30-34	35-39	40-44	45-49	50-54	55-59	60-64	65-69	70-74	75-79	80-84	85-89	90+	Res Total	Non Res Total	Total
182 Subarachnoid hemorrhage	M	0	0	0	0	0	0	0	1	1	4	6	10	3	1	3	1	0	2	1	33	0	33
	F	0	0	0	1	0	0	0	0	2	6	5	2	2	4	2	6	3	5	0	38	2	40
	T	0	0	0	1	0	0	0	1	3	10	11	12	5	5	5	7	3	7	1	71	2	73
183 Intracerebral and other intracranial hemorrhage	M	0	0	0	0	0	0	1	0	1	0	8	7	3	5	17	16	13	9	9	89	6	95
	F	0	0	0	0	0	0	0	1	0	2	2	3	4	3	9	10	23	25	13	95	4	99
	T	0	0	0	0	0	0	1	1	1	2	10	10	7	8	26	26	36	34	22	184	10	194
184 Cerebral infarction	M	1	0	0	0	0	0	0	0	0	1	2	1	1	2	3	4	1	4	2	22	1	23
	F	0	0	0	0	0	0	0	0	1	1	0	4	2	2	1	3	6	10	4	34	0	34
	T	1	0	0	0	0	0	0	0	1	2	2	5	3	4	4	7	7	14	6	56	1	57
185 Stroke, not specified as hemorrhage or infarction	M	0	0	0	0	0	0	1	1	0	3	2	5	12	14	33	37	49	57	59	273	4	277
	F	0	0	0	0	0	0	0	0	1	1	3	3	5	9	19	46	75	129	116	407	6	413
	T	0	0	0	0	0	0	1	1	1	4	5	8	17	23	52	83	124	186	175	680	10	690
186 Other cerebrovascular diseases and their sequelae	M	0	0	0	0	0	0	0	0	0	2	1	3	2	4	6	6	14	17	18	73	2	75
	F	0	0	0	0	0	0	0	0	0	0	1	1	2	2	6	7	19	26	36	100	2	102
	T	0	0	0	0	0	0	0	0	0	2	2	4	4	6	12	13	33	43	54	173	4	177
187 Atherosclerosis	M	0	0	0	0	0	0	0	0	0	0	0	1	0	4	10	10	13	13	17	68	2	70
	F	0	0	0	0	0	0	0	0	0	0	0	1	0	0	2	5	19	26	71	124	0	124
	T	0	0	0	0	0	0	0	0	0	0	0	2	0	4	12	15	32	39	88	192	2	194
188 Aortic aneurysm and dissection	M	0	0	0	0	1	0	0	0	1	1	0	5	4	9	11	8	15	11	6	72	4	76
	F	0	0	0	0	0	0	0	0	0	1	1	1	1	5	6	7	8	13	5	48	0	48
	T	0	0	0	0	1	0	0	0	1	2	1	6	5	14	17	15	23	24	11	120	4	124
189 Other diseases of arteries, arterioles and capillaries	M	0	0	0	0	1	0	0	0	0	0	1	1	0	2	2	7	8	2	5	29	0	29
	F	0	0	0	0	0	0	0	0	0	1	2	2	2	1	2	7	6	6	10	39	0	39
	T	0	0	0	0	1	0	0	0	0	1	3	3	2	3	4	14	14	8	15	68	0	68
190 Phlebitis, thrombophlebitis, venous embolism and thrombosis	M	0	0	0	0	0	0	1	0	0	0	0	0	1	1	1	0	2	2	0	8	0	8
	F	0	0	0	0	0	0	0	0	1	0	0	0	1	0	1	0	1	0	2	6	0	6
	T	0	0	0	0	0	0	1	0	1	0	0	0	2	1	2	0	3	2	2	14	0	14
192 Acute pharyngitis and tonsillitis	M	0	0	0	0	0	0	0	0	1	0	0	0	0	0	0	0	0	0	0	1	0	1
	F	0	0	0	0	0	0	0	0	0	0	0	0	0	0	0	0	0	0	0	0	0	0
	T	0	0	0	0	0	0	0	0	1	0	0	0	0	0	0	0	0	0	0	1	0	1
193 Acute laryngitis and tracheitis	M	0	0	0	0	0	0	0	0	0	0	0	0	0	0	0	0	0	0	0	0	0	0
	F	0	0	0	0	0	0	0	0	0	0	0	0	0	0	0	0	0	0	0	0	0	0
	T	0	0	0	0	0	0	0	0	0	0	0	0	0	0	0	0	0	0	0	0	0	0
194 Other and unspecified acute upper respiratory infections	M	0	0	0	0	0	0	0	0	0	0	0	0	0	0	0	0	0	0	0	0	0	0
	F	0	0	0	0	0	0	0	0	0	1	0	0	0	0	0	0	0	0	1	2	0	2
	T	0	0	0	0	0	0	0	0	0	1	0	0	0	0	0	0	0	0	1	2	0	2

(Res) Resident of Alberta

(Non Res) Non-Resident of Alberta

Table 18

(Continued)

		0-4	5-9	10-14	15-19	20-24	25-29	30-34	35-39	40-44	45-49	50-54	55-59	60-64	65-69	70-74	75-79	80-84	85-89	90+	Res Total	Non Res Total	Total
195 Influenza	M	1	0	0	1	0	0	0	0	0	0	0	0	0	0	0	0	1	2	4	9	1	10
	F	0	0	0	1	0	0	0	0	0	0	0	0	0	0	0	1	2	2	3	9	0	9
	T	1	0	0	2	0	0	0	0	0	0	0	0	0	0	0	1	3	4	7	18	1	19
196 Viral pneumonia, not elsewhere classified	M	0	0	0	0	0	0	0	0	0	0	0	0	0	0	0	1	0	2	0	3	0	3
	F	0	0	0	0	0	0	0	0	0	0	0	0	0	0	0	0	0	0	1	1	0	1
	T	0	0	0	0	0	0	0	0	0	0	0	0	0	0	0	1	0	2	1	4	0	4
197 Bacterial pneumonia	M	0	0	0	0	0	0	1	0	0	1	1	1	0	0	0	0	0	0	1	5	1	6
	F	0	0	0	0	0	0	0	0	0	1	0	0	1	0	0	0	2	0	0	4	0	4
	T	0	0	0	0	0	0	1	0	0	2	1	1	1	0	0	0	2	0	1	9	1	10
198 Pneumonia due to other or unspecified organisms	M	1	0	0	0	0	0	0	3	2	4	9	10	8	6	16	21	34	45	50	209	3	212
	F	2	0	0	0	1	1	1	2	4	5	15	5	10	7	10	16	35	42	86	242	3	245
	T	3	0	0	0	1	1	1	5	6	9	24	15	18	13	26	37	69	87	136	451	6	457
199 Acute bronchitis and bronchiolitis	M	0	0	0	0	0	0	0	0	1	0	0	0	2	0	0	1	0	1	1	6	0	6
	F	0	0	0	0	0	0	0	0	0	0	0	0	0	0	0	1	0	2	1	4	0	4
	T	0	0	0	0	0	0	0	0	1	0	0	0	2	0	0	2	0	3	2	10	0	10
200 Unspecified acute lower respiratory infection	M	0	0	0	0	0	0	0	0	0	0	0	0	0	0	0	1	0	0	1	2	0	2
	F	0	0	0	0	0	0	0	0	0	0	0	0	0	0	0	0	0	0	0	0	0	0
	T	0	0	0	0	0	0	0	0	0	0	0	0	0	0	0	1	0	0	1	2	0	2
201 Other diseases of upper respiratory tract	M	0	0	0	0	0	0	0	0	0	1	0	0	1	0	0	0	0	0	0	2	0	2
	F	0	0	0	0	0	0	0	0	0	0	0	0	0	1	0	0	0	1	0	2	0	2
	T	0	0	0	0	0	0	0	0	0	1	0	0	1	1	0	0	0	1	0	4	0	4
202 Bronchitis, not specified as acute or chronic	M	0	0	0	0	0	0	0	0	0	0	0	0	0	0	0	1	0	0	0	1	0	1
	F	0	0	0	0	0	0	0	0	0	0	0	0	0	0	0	0	0	0	0	0	0	0
	T	0	0	0	0	0	0	0	0	0	0	0	0	0	0	0	1	0	0	0	1	0	1
203 Chronic bronchitis	M	0	0	0	0	0	0	0	0	0	0	0	0	0	0	0	0	0	0	0	0	0	0
	F	0	0	0	0	0	0	0	0	0	0	0	0	1	0	0	0	0	0	1	2	0	2
	T	0	0	0	0	0	0	0	0	0	0	0	0	1	0	0	0	0	0	1	2	0	2
204 Emphysema	M	0	0	0	0	0	0	0	0	0	0	0	1	4	4	3	4	6	5	6	33	0	33
	F	0	0	0	0	0	0	0	0	0	0	0	0	1	2	5	7	2	3	3	23	0	23
	T	0	0	0	0	0	0	0	0	0	0	0	1	5	6	8	11	8	8	9	56	0	56
205 Other chronic obstructive pulmonary disease	M	0	0	0	0	0	0	1	0	1	3	5	9	24	31	57	77	102	100	68	478	3	481
	F	0	0	0	0	0	0	0	0	2	3	4	6	24	23	51	74	79	80	60	406	2	408
	T	0	0	0	0	0	0	1	0	3	6	9	15	48	54	108	151	181	180	128	884	5	889
206 Asthma	M	0	0	1	1	0	0	0	1	0	1	0	1	1	0	1	0	1	1	1	10	0	10
	F	0	0	1	0	1	1	0	0	1	2	1	0	2	0	2	0	2	0	5	16	0	16
	T	0	0	2	1	1	1	0	1	0	2	2	2	1	2	1	2	1	1	6	26	0	26

(Res) Resident of Alberta

(Non Res) Non-Resident of Alberta

Table 18

(Continued)

		0-4	5-9	10-14	15-19	20-24	25-29	30-34	35-39	40-44	45-49	50-54	55-59	60-64	65-69	70-74	75-79	80-84	85-89	90+	Res Total	Non Res Total	Total	
207	Bronchiectasis	M	0	0	0	0	0	0	0	0	0	0	1	0	0	0	1	1	2	0	5	0	5	
		F	0	0	0	0	0	0	0	0	0	0	0	0	0	2	2	1	1	2	0	8	0	8
		T	0	0	0	0	0	0	0	0	0	0	0	1	0	2	2	2	2	4	0	13	0	13
208	Pneumoconioses and chemical effects	M	0	0	0	0	0	0	0	0	1	2	1	1	0	0	1	5	1	1	13	0	13	
		F	0	0	0	0	0	0	0	1	2	3	1	2	0	0	0	0	0	0	9	0	9	
		T	0	0	0	0	0	0	0	1	2	4	3	3	1	0	0	1	5	1	1	22	0	22
209	Pneumonitis due to food and vomit	M	0	2	0	0	0	1	0	0	1	1	2	1	7	6	15	14	29	25	27	131	0	131
		F	0	0	1	0	1	0	0	1	0	2	0	3	0	1	4	11	17	21	30	92	0	92
		T	0	2	1	0	1	1	0	1	1	3	2	4	7	7	19	25	46	46	57	223	0	223
210	Other pneumonitis due to solids and liquids	M	0	0	0	0	0	0	0	0	0	0	0	0	0	0	0	0	0	0	0	0	0	0
		F	0	0	0	0	0	0	0	0	0	0	0	0	0	0	0	0	0	0	0	0	0	0
		T	0	0	0	0	0	0	0	0	0	0	0	0	0	0	0	0	0	0	0	0	0	0
211	Other lung diseases due to external agents	M	0	0	0	0	0	0	0	0	0	0	0	0	0	0	0	0	0	0	0	0	0	0
		F	0	0	0	0	0	0	0	0	0	0	0	0	0	0	0	0	0	1	1	2	0	2
		T	0	0	0	0	0	0	0	0	0	0	0	0	0	0	0	0	0	1	1	2	0	2
212	Suppurative and necrotic conditions of lower respiratory tract	M	0	0	0	0	0	0	0	0	0	1	1	0	0	0	0	0	1	0	3	0	3	
		F	0	0	0	0	0	0	0	0	0	0	0	0	1	0	0	1	0	0	0	2	0	2
		T	0	0	0	0	0	0	0	0	0	0	1	1	1	0	0	1	0	1	0	5	0	5
213	Pleural effusion and plaque	M	0	0	0	0	0	0	0	0	0	1	0	0	0	0	1	1	1	1	5	0	5	
		F	0	0	0	0	0	0	0	0	0	0	0	1	0	0	0	0	5	0	0	6	0	6
		T	0	0	0	0	0	0	0	0	0	0	1	1	0	0	0	1	6	1	1	11	0	11
214	All other diseases of respiratory system	M	2	0	0	0	0	0	1	0	1	0	1	2	6	13	12	12	16	14	10	90	2	92
		F	1	0	0	0	0	1	0	0	0	0	3	4	3	7	8	13	15	15	19	89	0	89
		T	3	0	0	0	0	1	1	0	1	0	4	6	9	20	20	25	31	29	29	179	2	181
215	Diseases of oral cavity, salivary glands and jaws	M	0	0	0	0	0	0	0	0	0	0	0	1	0	0	0	0	2	0	3	0	3	
		F	0	0	0	0	0	0	0	0	1	0	0	0	0	0	0	1	0	0	1	3	0	3
		T	0	0	0	0	0	0	0	0	1	0	0	0	1	0	0	1	0	2	1	6	0	6
216	Diseases of esophagus	M	0	0	0	0	0	0	0	0	0	0	0	0	0	0	0	2	4	2	8	0	8	
		F	0	0	0	0	0	0	0	1	0	0	0	0	0	0	0	1	1	2	6	11	0	11
		T	0	0	0	0	0	0	0	1	0	0	0	0	0	0	0	1	3	6	8	19	0	19
217	Gastric ulcer	M	0	0	0	0	0	0	0	0	1	1	0	1	0	1	0	0	0	0	4	1	5	
		F	0	0	0	0	0	0	0	0	0	0	1	0	0	0	0	0	2	1	1	5	0	5
		T	0	0	0	0	0	0	0	0	0	1	2	0	1	0	1	0	2	1	1	9	1	10
218	Duodenal ulcer	M	0	0	0	0	0	1	2	0	0	0	2	0	2	0	2	2	2	2	1	14	1	15
		F	0	0	0	0	0	0	1	0	0	0	0	1	1	0	3	1	0	1	2	10	0	10
		T	0	0	0	0	0	1	3	0	0	0	0	3	1	2	3	3	2	3	3	24	1	25

(Res) Resident of Alberta

(Non Res) Non-Resident of Alberta

Table 18

(Continued)

		0-4	5-9	10-14	15-19	20-24	25-29	30-34	35-39	40-44	45-49	50-54	55-59	60-64	65-69	70-74	75-79	80-84	85-89	90+	Res Total	Non Res Total	Total
219 Peptic ulcer, site unspecified	M	0	0	0	0	0	0	0	0	0	0	0	0	0	1	0	0	1	1	1	4	0	4
	F	0	0	0	0	0	0	0	0	0	0	0	0	0	0	1	0	0	1	2	4	0	4
	T	0	0	0	0	0	0	0	0	0	0	0	0	0	1	1	0	1	2	3	8	0	8
220 Gastrojejunal ulcer	M	0	0	0	0	0	0	0	0	0	0	0	0	0	0	0	0	0	0	0	0	0	0
	F	0	0	0	0	0	0	0	0	0	0	1	0	0	0	0	1	0	0	0	2	0	2
	T	0	0	0	0	0	0	0	0	0	0	1	0	0	0	0	1	0	0	0	2	0	2
221 Gastritis and duodenitis	M	0	0	0	0	0	0	0	0	0	0	0	0	0	1	0	1	0	0	0	2	0	2
	F	0	0	0	0	0	0	0	0	0	0	0	0	0	0	0	0	0	0	0	0	0	0
	T	0	0	0	0	0	0	0	0	0	0	0	0	0	1	0	1	0	0	0	2	0	2
222 Dyspepsia and other diseases of stomach and duodenum	M	0	0	0	0	0	0	0	0	0	0	0	0	1	0	0	1	0	1	0	3	0	3
	F	0	0	0	0	0	0	0	0	0	1	0	0	0	0	0	0	1	1	2	5	0	5
	T	0	0	0	0	0	0	0	0	0	1	0	0	1	0	0	1	1	2	2	8	0	8
223 Diseases of appendix	M	0	0	0	0	0	0	0	0	0	0	0	0	0	2	0	1	0	0	0	3	0	3
	F	0	0	0	0	0	0	0	0	0	0	0	0	0	0	0	0	0	0	0	0	0	0
	T	0	0	0	0	0	0	0	0	0	0	0	0	0	2	0	1	0	0	0	3	0	3
224 Hernia	M	1	0	0	0	0	0	0	0	0	0	0	0	0	2	1	1	3	3	3	14	0	14
	F	0	0	0	0	0	0	0	0	0	0	1	0	0	0	1	2	2	1	3	10	0	10
	T	1	0	0	0	0	0	0	0	0	0	1	0	0	2	2	3	5	4	6	24	0	24
225 Crohn's disease and ulcerative colitis	M	0	0	0	0	0	0	0	1	0	0	1	0	1	0	0	0	1	0	0	4	0	4
	F	0	0	0	1	0	0	0	0	0	0	0	1	0	2	0	1	0	1	1	7	0	7
	T	0	0	0	1	0	0	0	1	0	0	1	1	1	2	0	1	1	1	1	11	0	11
226 Vascular disorders and obstruction of intestine without hernia	M	1	0	0	0	0	0	0	1	3	1	2	6	6	5	10	16	15	15	7	88	2	90
	F	0	0	0	0	0	0	0	0	2	4	2	3	5	8	8	15	21	23	19	110	2	112
	T	1	0	0	0	0	0	0	1	5	5	4	9	11	13	18	31	36	38	26	198	4	202
227 Diverticular disease of intestine	M	0	0	0	0	0	0	0	0	1	0	0	0	0	0	1	5	2	3	0	12	0	12
	F	0	0	0	0	0	0	0	0	0	0	0	1	0	0	1	2	6	3	2	15	1	16
	T	0	0	0	0	0	0	0	0	1	0	0	1	0	0	2	7	8	6	2	27	1	28
228 Other diseases of intestines and peritoneum	M	2	0	0	0	0	0	0	0	0	0	0	0	0	1	3	3	9	4	3	25	0	25
	F	1	0	0	0	0	0	0	0	0	1	0	1	1	5	2	7	3	9	10	40	1	41
	T	3	0	0	0	0	0	0	0	0	1	0	1	1	6	5	10	12	13	13	65	1	66
229 Diseases of peritoneum	M	0	0	0	0	0	0	0	0	0	2	0	0	1	0	0	0	3	0	0	6	0	6
	F	0	0	0	0	0	0	1	0	1	0	0	3	2	0	0	1	1	0	0	9	0	9
	T	0	0	0	0	0	0	1	0	1	2	0	3	3	0	0	1	4	0	0	15	0	15
230 Alcoholic liver disease	M	0	0	0	0	0	0	1	3	7	19	20	19	15	12	7	1	5	1	0	110	1	111
	F	0	0	0	0	0	2	0	1	3	11	11	5	7	3	4	3	0	0	0	50	0	50
	T	0	0	0	0	0	2	1	4	10	30	31	24	22	15	11	4	5	1	0	160	1	161

(Res) Resident of Alberta

(Non Res) Non-Resident of Alberta

Table 18

(Continued)

		0-4	5-9	10-14	15-19	20-24	25-29	30-34	35-39	40-44	45-49	50-54	55-59	60-64	65-69	70-74	75-79	80-84	85-89	90+	Res Total	Non Res Total	Total	
231 Chronic hepatitis, not elsewhere classified	M	0	0	0	0	0	0	0	0	0	0	0	0	0	0	0	0	0	0	0	0	0	0	
	F	0	0	0	0	0	0	0	0	0	0	0	0	1	0	0	0	0	0	0	0	1	0	1
	T	0	0	0	0	0	0	0	0	0	0	0	0	1	0	0	0	0	0	0	0	1	0	1
232 Fibrosis and cirrhosis of liver	M	0	0	0	0	0	2	0	1	2	3	7	9	3	8	5	7	6	1	0	54	3	57	
	F	0	0	0	0	0	0	0	2	4	3	4	4	3	3	4	10	5	4	3	49	0	49	
	T	0	0	0	0	0	2	0	3	6	6	11	13	6	11	9	17	11	5	3	103	3	106	
233 Other diseases of liver	M	0	0	0	0	0	0	1	0	0	2	4	6	7	5	1	2	4	3	1	36	0	36	
	F	0	0	0	0	0	0	2	0	0	2	1	4	4	8	0	1	2	3	2	29	2	31	
	T	0	0	0	0	0	0	3	0	0	4	5	10	11	13	1	3	6	6	3	65	2	67	
234 Cholelithiasis and other disorders of gallbladder	M	0	0	0	0	0	0	0	0	0	0	0	0	0	0	0	4	1	0	0	5	0	5	
	F	0	0	0	0	0	0	0	0	0	0	1	2	0	1	1	0	1	4	4	14	0	14	
	T	0	0	0	0	0	0	0	0	0	0	1	2	0	1	1	4	2	4	4	19	0	19	
235 Pancreatitis	M	0	0	0	0	0	0	2	0	0	2	4	1	0	1	3	1	0	3	0	17	0	17	
	F	0	0	0	0	0	0	0	0	0	1	1	1	2	1	0	2	3	4	4	19	0	19	
	T	0	0	0	0	0	0	2	0	0	3	5	2	2	2	3	3	3	7	4	36	0	36	
236 Other disorders of biliary tract and pancreas	M	0	0	0	0	0	0	0	0	0	0	0	0	0	1	1	0	1	1	1	5	0	5	
	F	0	0	1	0	0	0	0	0	0	1	0	0	1	1	0	1	2	3	4	14	0	14	
	T	0	0	1	0	0	0	0	0	0	1	0	0	1	2	1	1	3	4	5	19	0	19	
237 All other diseases of digestive system	M	0	0	0	0	0	0	0	0	0	0	0	1	4	1	3	6	7	7	8	37	0	37	
	F	0	0	0	0	0	0	0	0	0	1	1	0	0	1	3	6	4	13	15	44	0	44	
	T	0	0	0	0	0	0	0	0	0	1	1	1	4	2	6	12	11	20	23	81	0	81	
238 Infections of skin and subcutaneous tissue	M	1	0	0	0	0	0	0	0	0	0	0	1	0	1	1	1	0	3	1	9	1	10	
	F	0	0	0	0	0	0	1	0	0	0	0	0	1	0	1	2	1	3	3	12	0	12	
	T	1	0	0	0	0	0	1	0	0	0	0	1	1	1	2	3	1	6	4	21	1	22	
239 Other and unspecified diseases of skin and subcutaneous tissue	M	0	0	0	0	0	0	1	1	0	0	0	0	0	0	0	0	1	2	0	5	0	5	
	F	0	0	0	0	0	0	0	0	0	0	0	0	0	0	0	3	1	2	4	10	0	10	
	T	0	0	0	0	0	0	1	1	0	0	0	0	0	0	0	3	2	4	4	15	0	15	
240 Rheumatoid arthritis and related inflammatory polyarthropathies	M	0	0	0	0	0	0	0	0	0	1	0	0	0	1	1	1	1	1	0	6	0	6	
	F	0	0	0	0	0	0	0	0	0	0	0	0	0	0	2	2	3	3	3	13	0	13	
	T	0	0	0	0	0	0	0	0	0	1	0	0	0	1	3	3	4	4	3	19	0	19	
241 Systemic lupus erythematosus	M	0	0	0	0	0	0	0	0	0	0	0	0	0	0	0	1	0	0	0	1	0	1	
	F	0	0	0	0	0	1	0	1	1	0	0	0	0	0	0	0	0	0	0	3	0	3	
	T	0	0	0	0	0	1	0	1	1	0	0	0	0	0	0	1	0	0	0	4	0	4	
242 Other arthropathies and related disorders	M	0	0	0	0	0	2	1	0	0	1	1	0	0	0	3	1	2	2	4	17	0	17	
	F	0	0	0	0	0	0	1	0	0	0	2	1	1	3	2	2	3	3	3	21	1	22	
	T	0	0	0	0	0	2	2	0	0	1	3	1	1	3	5	3	5	5	7	38	1	39	

(Res) Resident of Alberta

(Non Res) Non-Resident of Alberta

Table 18

(Continued)

		0-4	5-9	10-14	15-19	20-24	25-29	30-34	35-39	40-44	45-49	50-54	55-59	60-64	65-69	70-74	75-79	80-84	85-89	90+	Res Total	Non Res Total	Total	
243 Dorsopathies	M	0	0	0	0	0	0	0	0	0	1	0	0	1	0	0	0	0	0	0	2	0	2	
	F	0	0	0	0	0	0	0	0	0	0	0	0	0	0	0	0	0	0	0	1	1	0	1
	T	0	0	0	0	0	0	0	0	0	1	0	0	1	0	0	0	0	0	0	1	3	0	3
244 Soft tissue disorders	M	1	0	0	0	0	0	0	0	0	0	0	0	1	1	0	0	0	1	1	5	1	6	
	F	0	0	0	0	0	0	0	0	0	0	0	0	0	0	0	0	0	0	1	1	1	0	1
	T	1	0	0	0	0	0	0	0	0	0	0	0	1	1	0	0	0	1	2	6	1	7	
245 Osteoporosis	M	0	0	0	0	0	0	0	0	0	0	1	0	0	0	1	1	2	0	3	8	0	8	
	F	0	0	0	0	0	0	0	0	0	0	0	0	0	0	1	0	1	4	8	14	0	14	
	T	0	0	0	0	0	0	0	0	0	0	1	0	0	0	2	1	3	4	11	22	0	22	
246 Other osteopathies, chondropathies and disorders of musculoskeletal system and connective tissue	M	0	0	0	0	0	0	0	0	0	0	0	0	0	0	0	0	0	0	0	0	0	0	
	F	0	0	0	0	0	0	0	0	0	0	0	0	0	0	0	1	2	1	1	5	0	5	
	T	0	0	0	0	0	0	0	0	0	0	0	0	0	0	0	1	2	1	1	5	0	5	
247 Acute and rapidly progressive nephritic syndrome	M	0	0	0	0	0	0	0	0	0	0	0	0	0	0	0	0	0	0	0	0	0	0	
	F	0	0	0	0	0	0	0	0	0	0	0	0	0	0	0	0	0	0	0	0	0	0	0
	T	0	0	0	0	0	0	0	0	0	0	0	0	0	0	0	0	0	0	0	0	0	0	0
248 Nephrotic syndrome	M	0	0	0	0	0	0	0	0	0	0	0	0	0	0	0	0	0	0	0	0	0	0	
	F	0	0	0	0	0	0	0	0	0	0	0	0	0	0	0	0	0	0	0	0	0	0	0
	T	0	0	0	0	0	0	0	0	0	0	0	0	0	0	0	0	0	0	0	0	0	0	0
249 Other and unspecified glomerular diseases	M	0	0	0	0	0	0	0	0	0	0	0	0	0	0	0	0	0	0	2	2	1	3	
	F	0	0	0	0	0	0	0	0	0	0	0	0	0	0	0	0	1	0	0	1	0	1	
	T	0	0	0	0	0	0	0	0	0	0	0	0	0	0	0	0	1	0	2	3	1	4	
250 Renal tubulo-interstitial diseases	M	0	0	0	0	0	0	0	0	0	0	0	1	1	0	0	1	2	2	0	7	0	7	
	F	1	0	0	0	0	0	0	0	0	0	0	0	0	0	1	1	1	4	0	8	0	8	
	T	1	0	0	0	0	0	0	0	0	0	0	1	1	0	1	2	3	6	0	15	0	15	
251 Renal failure	M	1	0	0	0	0	0	0	0	0	1	1	6	6	7	18	19	34	41	26	160	0	160	
	F	0	0	0	0	0	0	0	0	2	0	7	2	4	6	6	15	40	43	40	165	1	166	
	T	1	0	0	0	0	0	0	0	2	1	8	8	10	13	24	34	74	84	66	325	1	326	
252 Urolithiasis	M	0	0	0	0	0	1	0	0	0	0	0	0	0	0	0	0	0	0	0	1	0	1	
	F	0	0	0	0	0	0	0	0	0	0	0	0	0	0	0	1	0	1	1	3	0	3	
	T	0	0	0	0	0	1	0	0	0	0	0	0	0	0	0	1	0	1	1	4	0	4	
253 Other and unspecified disorders of kidney	M	0	0	0	0	0	0	0	0	0	0	0	0	0	0	0	0	0	0	0	0	0	0	
	F	0	0	0	0	0	0	0	0	0	0	0	0	0	0	0	0	0	0	1	1	0	1	
	T	0	0	0	0	0	0	0	0	0	0	0	0	0	0	0	0	0	0	1	1	0	1	
254 Urinary tract infection, site not specified	M	0	0	0	0	0	0	0	0	0	1	0	1	0	2	1	4	11	8	5	33	0	33	
	F	0	0	0	0	0	0	0	0	0	0	0	1	2	0	2	4	8	14	16	47	0	47	
	T	0	0	0	0	0	0	0	0	0	1	0	2	2	2	3	8	19	22	21	80	0	80	

(Res) Resident of Alberta

(Non Res) Non-Resident of Alberta

Table 18

(Continued)

		0-4	5-9	10-14	15-19	20-24	25-29	30-34	35-39	40-44	45-49	50-54	55-59	60-64	65-69	70-74	75-79	80-84	85-89	90+	Res Total	Non Res Total	Total	
255 Other diseases of urinary system	M	0	0	0	0	0	0	0	0	0	0	1	0	2	0	0	2	2	1	0	8	0	8	
	F	0	0	0	0	0	0	0	0	0	0	0	0	0	0	0	0	0	1	0	1	1	0	1
	T	0	0	0	0	0	0	0	0	0	0	1	0	2	0	0	2	2	2	0	0	9	0	9
256 Hyperplasia of prostate	M	0	0	0	0	0	0	0	0	0	0	1	0	0	0	1	3	0	2	1	8	0	8	
	F	0	0	0	0	0	0	0	0	0	0	0	0	0	0	0	0	0	0	0	0	0	0	0
	T	0	0	0	0	0	0	0	0	0	0	1	0	0	0	1	3	0	2	1	8	0	8	
257 Other diseases of male genital organs	M	0	0	0	0	0	0	0	0	0	0	0	0	0	0	0	0	1	0	0	1	0	1	
	F	0	0	0	0	0	0	0	0	0	0	0	0	0	0	0	0	0	0	0	0	0	0	0
	T	0	0	0	0	0	0	0	0	0	0	0	0	0	0	0	0	0	1	0	0	1	0	1
258 Disorders of breast	M	0	0	0	0	0	0	0	0	0	0	0	0	0	0	0	0	0	0	0	0	0	0	0
	F	0	0	0	0	0	0	0	0	0	0	0	0	0	0	0	0	0	0	0	0	0	0	0
	T	0	0	0	0	0	0	0	0	0	0	0	0	0	0	0	0	0	0	0	0	0	0	0
259 Inflammatory diseases of female pelvic organs	M	0	0	0	0	0	0	0	0	0	0	0	0	0	0	0	0	0	0	0	0	0	0	0
	F	0	0	0	0	0	0	0	0	0	1	0	0	0	0	0	1	0	0	0	0	2	0	2
	T	0	0	0	0	0	0	0	0	0	1	0	0	0	0	0	1	0	0	0	0	2	0	2
260 Noninflammatory disorders of female genital tract	M	0	0	0	0	0	0	0	0	0	0	0	0	0	0	0	0	0	0	0	0	0	0	0
	F	0	0	0	0	0	0	0	0	0	0	0	0	0	0	0	1	0	0	2	3	0	3	
	T	0	0	0	0	0	0	0	0	0	0	0	0	0	0	0	1	0	0	2	3	0	3	
261 Ectopic pregnancy	M	0	0	0	0	0	0	0	0	0	0	0	0	0	0	0	0	0	0	0	0	0	0	0
	F	0	0	0	0	1	0	0	0	0	0	0	0	0	0	0	0	0	0	0	0	1	0	1
	T	0	0	0	0	1	0	0	0	0	0	0	0	0	0	0	0	0	0	0	0	1	0	1
262 Spontaneous abortion	M	0	0	0	0	0	0	0	0	0	0	0	0	0	0	0	0	0	0	0	0	0	0	0
	F	0	0	0	0	0	0	0	0	0	0	0	0	0	0	0	0	0	0	0	0	0	0	0
	T	0	0	0	0	0	0	0	0	0	0	0	0	0	0	0	0	0	0	0	0	0	0	0
263 Medical abortion	M	0	0	0	0	0	0	0	0	0	0	0	0	0	0	0	0	0	0	0	0	0	0	0
	F	0	0	0	0	0	0	0	0	0	0	0	0	0	0	0	0	0	0	0	0	0	0	0
	T	0	0	0	0	0	0	0	0	0	0	0	0	0	0	0	0	0	0	0	0	0	0	0
264 Other abortion	M	0	0	0	0	0	0	0	0	0	0	0	0	0	0	0	0	0	0	0	0	0	0	0
	F	0	0	0	0	0	0	0	0	0	0	0	0	0	0	0	0	0	0	0	0	0	0	0
	T	0	0	0	0	0	0	0	0	0	0	0	0	0	0	0	0	0	0	0	0	0	0	0
265 Other and unspecified pregnancy with abortive outcome	M	0	0	0	0	0	0	0	0	0	0	0	0	0	0	0	0	0	0	0	0	0	0	0
	F	0	0	0	0	0	0	0	0	0	0	0	0	0	0	0	0	0	0	0	0	0	0	0
	T	0	0	0	0	0	0	0	0	0	0	0	0	0	0	0	0	0	0	0	0	0	0	0
266 Eclampsia and pre-eclampsia	M	0	0	0	0	0	0	0	0	0	0	0	0	0	0	0	0	0	0	0	0	0	0	0
	F	0	0	0	0	0	0	1	1	0	0	0	0	0	0	0	0	0	0	0	0	2	0	2
	T	0	0	0	0	0	0	1	1	0	0	0	0	0	0	0	0	0	0	0	0	2	0	2

(Res) Resident of Alberta

(Non Res) Non-Resident of Alberta

Table 18

(Continued)

		0-4	5-9	10-14	15-19	20-24	25-29	30-34	35-39	40-44	45-49	50-54	55-59	60-64	65-69	70-74	75-79	80-84	85-89	90+	*Res Total	Non Res Total	Total		
267 Hemorrhage of pregnancy and childbirth and placenta previa		M	0	0	0	0	0	0	0	0	0	0	0	0	0	0	0	0	0	0	0	0	0	0	
		F	0	0	0	0	0	0	0	0	0	0	0	0	0	0	0	0	0	0	0	0	0	0	0
		T	0	0	0	0	0	0	0	0	0	0	0	0	0	0	0	0	0	0	0	0	0	0	0
268 Obstetric embolism		M	0	0	0	0	0	0	0	0	0	0	0	0	0	0	0	0	0	0	0	0	0	0	0
		F	0	0	0	0	0	0	1	0	0	0	0	0	0	0	0	0	0	0	0	1	0	1	1
		T	0	0	0	0	0	0	1	0	0	0	0	0	0	0	0	0	0	0	0	1	0	1	1
269 Other complications predominately related to the puerperium		M	0	0	0	0	0	0	0	0	0	0	0	0	0	0	0	0	0	0	0	0	0	0	0
		F	0	0	0	0	0	0	0	0	0	0	0	0	0	0	0	0	0	0	0	0	0	0	0
		T	0	0	0	0	0	0	0	0	0	0	0	0	0	0	0	0	0	0	0	0	0	0	0
270 All other direct obstetric causes		M	0	0	0	0	0	0	0	0	0	0	0	0	0	0	0	0	0	0	0	0	0	0	0
		F	0	0	0	0	0	1	0	0	0	0	0	0	0	0	0	0	0	0	0	1	0	1	1
		T	0	0	0	0	0	0	1	0	0	0	0	0	0	0	0	0	0	0	0	1	0	1	1
271 Obstetric death of unspecified cause		M	0	0	0	0	0	0	0	0	0	0	0	0	0	0	0	0	0	0	0	0	0	0	0
		F	0	0	0	0	0	0	1	0	0	0	0	0	0	0	0	0	0	0	0	1	0	1	1
		T	0	0	0	0	0	0	1	0	0	0	0	0	0	0	0	0	0	0	0	1	0	1	1
272 Other deaths related to pregnancy, childbirth and the puerperium		M	0	0	0	0	0	0	0	0	0	0	0	0	0	0	0	0	0	0	0	0	0	0	0
		F	0	0	0	0	0	0	0	0	0	0	0	0	0	0	0	0	0	0	0	0	0	0	0
		T	0	0	0	0	0	0	0	0	0	0	0	0	0	0	0	0	0	0	0	0	0	0	0
273 Indirect obstetric deaths		M	0	0	0	0	0	0	0	0	0	0	0	0	0	0	0	0	0	0	0	0	0	0	0
		F	0	0	0	0	0	0	0	0	0	0	0	0	0	0	0	0	0	0	0	0	0	0	0
		T	0	0	0	0	0	0	0	0	0	0	0	0	0	0	0	0	0	0	0	0	0	0	0
274 Newborn affected by maternal factors and by complications of pregnancy, labour and delivery		M	40	0	0	0	0	0	0	0	0	0	0	0	0	0	0	0	0	0	0	40	2	42	42
		F	36	0	0	0	0	0	0	0	0	0	0	0	0	0	0	0	0	0	0	36	1	37	37
		T	76	0	0	0	0	0	0	0	0	0	0	0	0	0	0	0	0	0	0	76	3	79	79
275 Disorders related to short gestation and low birth weight, not elsewhere classified		M	16	0	0	0	0	0	0	0	0	0	0	0	0	0	0	0	0	0	0	16	0	16	16
		F	10	0	0	0	0	0	0	0	0	0	0	0	0	0	0	0	0	0	0	10	0	10	10
		T	26	0	0	0	0	0	0	0	0	0	0	0	0	0	0	0	0	0	0	26	0	26	26
276 Birth trauma		M	0	0	0	0	0	0	0	0	0	0	0	0	0	0	0	0	0	0	0	0	0	0	0
		F	0	0	0	0	0	0	0	0	0	0	0	0	0	0	0	0	0	0	0	0	0	0	0
		T	0	0	0	0	0	0	0	0	0	0	0	0	0	0	0	0	0	0	0	0	0	0	0
277 Intrauterine hypoxia and birth asphyxia		M	5	0	0	0	0	0	0	0	0	0	0	0	0	0	0	0	0	0	0	5	2	7	7
		F	9	0	0	0	0	0	0	0	0	0	0	0	0	0	0	0	0	0	0	9	1	10	10
		T	14	0	0	0	0	0	0	0	0	0	0	0	0	0	0	0	0	0	0	14	3	17	17
278 Respiratory distress of newborn		M	3	0	0	0	0	0	0	0	0	0	0	0	0	0	0	0	0	0	0	3	0	3	3
		F	4	0	0	0	0	0	0	0	0	0	0	0	0	0	0	0	0	0	0	4	0	4	4
		T	7	0	0	0	0	0	0	0	0	0	0	0	0	0	0	0	0	0	0	7	0	7	7

(Res) Resident of Alberta

(Non Res) Non-Resident of Alberta

Table 18

(Continued)

		0-4	5-9	10-14	15-19	20-24	25-29	30-34	35-39	40-44	45-49	50-54	55-59	60-64	65-69	70-74	75-79	80-84	85-89	90+	Res Total	Non Res Total	Total
279 Other respiratory conditions originating in the perinatal period																							
	M	3	0	0	0	0	0	0	0	0	0	0	0	0	0	0	0	0	0	0	3	0	3
	F	5	0	0	0	0	0	0	0	0	0	0	0	0	0	0	0	0	0	0	5	0	5
	T	8	0	0	0	0	0	0	0	0	0	0	0	0	0	0	0	0	0	0	8	0	8
280 Infections specific to the perinatal period																							
	M	5	0	0	0	0	0	0	0	0	0	0	0	0	0	0	0	0	0	0	5	0	5
	F	8	0	0	0	0	0	0	0	0	0	0	0	0	0	0	0	0	0	0	8	0	8
	T	13	0	0	0	0	0	0	0	0	0	0	0	0	0	0	0	0	0	0	13	0	13
281 Other and unspecified conditions originating in the perinatal period																							
	M	21	0	0	0	0	0	0	0	0	0	0	0	0	0	0	0	0	0	0	21	0	21
	F	17	0	0	0	0	0	0	0	0	0	0	0	0	0	0	0	0	0	0	17	1	18
	T	38	0	0	0	0	0	0	0	0	0	0	0	0	0	0	0	0	0	0	38	1	39
282 Anencephaly and similar malformations																							
	M	0	0	0	0	0	0	0	0	0	0	0	0	0	0	0	0	0	0	0	0	0	0
	F	3	0	0	0	0	0	0	0	0	0	0	0	0	0	0	0	0	0	0	3	0	3
	T	3	0	0	0	0	0	0	0	0	0	0	0	0	0	0	0	0	0	0	3	0	3
283 Spina bifida																							
	M	0	0	0	0	0	0	0	0	0	0	0	0	0	0	0	0	0	0	0	0	0	0
	F	1	0	0	0	0	0	0	0	0	0	0	0	0	0	0	0	0	0	0	1	0	1
	T	1	0	0	0	0	0	0	0	0	0	0	0	0	0	0	0	0	0	0	1	0	1
284 All other congenital malformations of nervous system																							
	M	1	0	0	0	0	0	0	0	0	0	0	0	0	0	0	0	0	0	0	1	0	1
	F	2	0	0	1	0	0	0	0	0	0	1	0	0	0	0	0	0	0	0	4	0	4
	T	3	0	0	1	0	0	0	0	0	0	1	0	0	0	0	0	0	0	0	5	0	5
285 Congenital malformations of heart																							
	M	5	0	0	1	2	0	0	0	3	0	1	1	0	0	0	0	0	0	0	13	1	14
	F	8	0	0	0	2	0	1	0	1	2	0	0	0	0	1	0	0	0	0	15	0	15
	T	13	0	0	1	4	0	1	0	4	2	1	1	0	0	1	0	0	0	0	28	1	29
286 Other congenital malformations of circulatory system																							
	M	3	0	0	0	0	0	0	0	0	2	0	0	0	0	0	0	0	0	0	5	1	6
	F	0	0	0	0	0	0	0	0	1	0	0	0	0	1	1	0	0	0	0	3	1	4
	T	3	0	0	0	0	0	0	0	1	2	0	0	0	1	1	0	0	0	0	8	2	10
287 Congenital malformations of respiratory system																							
	M	1	0	0	0	0	0	0	0	0	0	0	0	0	0	0	0	0	0	0	1	0	1
	F	1	0	0	0	0	0	0	0	0	0	0	0	0	0	0	0	0	0	0	1	0	1
	T	2	0	0	0	0	0	0	0	0	0	0	0	0	0	0	0	0	0	0	2	0	2
288 Other congenital malformations and deformations																							
	M	13	0	0	1	0	0	0	0	1	0	0	1	0	0	0	2	4	1	0	23	0	23
	F	9	0	0	1	0	0	1	1	0	0	0	0	0	0	0	0	0	1	1	14	1	15
	T	22	0	0	2	0	0	1	1	1	0	0	1	0	0	0	2	4	2	1	37	1	38
289 Down's syndrome																							
	M	1	0	0	0	0	0	0	0	0	0	2	1	0	0	0	0	0	0	0	4	0	4
	F	1	0	0	0	0	0	0	1	0	0	1	2	0	0	0	0	0	0	0	5	0	5
	T	2	0	0	0	0	0	0	1	0	0	3	3	0	0	0	0	0	0	0	9	0	9
290 All other chromosomal abnormalities, not elsewhere classified																							
	M	5	0	0	0	1	0	0	0	0	0	0	0	0	0	0	0	0	0	0	6	0	6
	F	5	1	0	0	0	0	0	0	0	0	1	0	0	0	0	0	0	0	0	7	0	7
	T	10	1	0	0	1	0	0	0	0	0	1	0	0	0	0	0	0	0	0	13	0	13

(Res) Resident of Alberta

(Non Res) Non-Resident of Alberta

Table 18

(Continued)

		0-4	5-9	10-14	15-19	20-24	25-29	30-34	35-39	40-44	45-49	50-54	55-59	60-64	65-69	70-74	75-79	80-84	85-89	90+	Res Total	Non Res Total	Total	
291 Senility	M	0	0	0	0	0	0	0	0	0	0	0	0	0	0	0	0	0	3	2	5	0	5	
	F	0	0	0	0	0	0	0	0	0	0	0	0	0	0	0	0	0	3	4	11	18	0	18
	T	0	0	0	0	0	0	0	0	0	0	0	0	0	0	0	0	0	3	7	13	23	0	23
292 Sudden infant death syndrome	M	12	0	0	0	0	0	0	0	0	0	0	0	0	0	0	0	0	0	0	0	12	0	12
	F	12	0	0	0	0	0	0	0	0	0	0	0	0	0	0	0	0	0	0	0	12	0	12
	T	24	0	0	0	0	0	0	0	0	0	0	0	0	0	0	0	0	0	0	0	24	0	24
293 Other ill-defined and unknown causes of mortality	M	10	2	2	1	3	2	0	0	3	1	4	0	1	0	1	0	0	1	0	0	31	2	33
	F	3	0	1	1	0	1	0	2	4	3	2	1	2	0	0	0	0	0	0	0	20	0	20
	T	13	2	3	2	3	3	0	2	7	4	6	1	3	0	1	0	0	1	0	0	51	2	53
294 All other symptoms, signs and abnormal clinical and laboratory findings, not elsewhere classified	M	0	0	0	0	0	0	0	1	0	0	0	0	0	1	2	2	2	4	7	19	0	19	
	F	1	0	0	0	0	0	1	0	0	0	1	0	0	0	2	0	1	5	13	24	0	24	
	T	1	0	0	0	0	0	1	1	0	0	1	0	0	1	4	2	3	9	20	43	0	43	
295 Railway accidents	M	0	0	0	1	1	1	1	1	0	1	0	1	0	0	0	0	0	0	0	0	7	0	7
	F	0	0	0	0	0	0	0	0	0	0	0	0	0	0	0	0	0	0	0	0	0	0	0
	T	0	0	0	1	1	1	1	1	0	1	0	1	0	0	0	0	0	0	0	0	7	0	7
296 Pedestrian involved in collision with motor vehicle	M	0	0	1	0	4	1	0	1	0	1	1	1	0	0	0	0	0	0	0	0	10	1	11
	F	0	0	0	1	0	1	0	0	3	0	0	0	0	1	1	2	1	0	0	0	10	0	10
	T	0	0	1	1	4	2	0	1	3	1	1	1	0	1	1	2	1	0	0	0	20	1	21
297 Pedalcyclist involved in collision with motor vehicle	M	0	0	0	1	0	0	0	1	1	0	1	0	1	0	0	1	0	0	0	0	6	0	6
	F	0	0	0	0	0	0	0	0	0	0	0	0	0	0	0	0	0	0	0	0	0	0	0
	T	0	0	0	1	0	0	0	1	1	0	1	0	1	0	0	1	0	0	0	0	6	0	6
298 Motorcyclist involved in any accident except collision with railway train	M	0	0	0	2	5	6	4	2	4	7	2	3	1	1	1	1	0	0	0	0	39	1	40
	F	0	0	0	0	0	1	0	0	0	1	1	1	0	0	0	0	0	0	0	0	4	0	4
	T	0	0	0	2	5	7	4	2	4	8	3	4	1	1	1	1	0	0	0	0	43	1	44
299 Motorcyclist involved in collision with railway train	M	0	0	0	0	0	0	0	0	0	0	0	0	0	0	0	0	0	0	0	0	0	0	0
	F	0	0	0	0	0	0	0	0	0	0	0	0	0	0	0	0	0	0	0	0	0	0	0
	T	0	0	0	0	0	0	0	0	0	0	0	0	0	0	0	0	0	0	0	0	0	0	0
300 Other motor vehicle accident involving collision with railway train	M	0	0	0	0	0	0	0	0	0	0	0	1	0	0	0	1	0	0	0	0	2	0	2
	F	0	0	0	0	0	0	0	0	0	0	0	0	0	0	0	0	0	0	0	0	0	0	0
	T	0	0	0	0	0	0	0	0	0	0	0	1	0	0	0	1	0	0	0	0	2	0	2
301 Occupant of motor vehicle involved in collision with other (non-motorized) road vehicle, streetcar, animal or pedestrian	M	0	0	0	1	0	3	1	2	0	1	1	0	0	1	0	0	0	0	0	0	10	0	10
	F	0	0	0	0	1	0	0	0	0	0	1	0	0	0	0	0	0	0	0	0	2	0	2
	T	0	0	0	1	1	3	1	2	0	1	2	0	0	1	0	0	0	0	0	0	12	0	12
302 Occupant of car, pickup truck or van involved in collision with other motor vehicle	M	0	0	0	1	2	2	2	2	0	7	2	1	0	3	0	1	2	1	0	0	26	1	27
	F	0	0	0	0	3	1	0	2	0	1	0	0	2	0	0	0	0	0	0	0	9	0	9
	T	0	0	0	1	5	3	2	4	0	8	2	1	2	3	0	1	2	1	0	0	35	1	36

(Res) Resident of Alberta

(Non Res) Non-Resident of Alberta

Table 18

(Continued)

		0-4	5-9	10-14	15-19	20-24	25-29	30-34	35-39	40-44	45-49	50-54	55-59	60-64	65-69	70-74	75-79	80-84	85-89	90+	Res Total	Non Res Total	Total
303 Occupant of heavy transport vehicle or bus involved in collision with other motor vehicle	M	0	0	0	0	0	0	0	2	0	0	1	1	0	0	1	0	0	0	0	5	3	8
	F	0	0	0	1	0	0	0	0	0	0	0	0	0	0	0	0	0	0	0	1	1	2
	T	0	0	0	1	0	0	0	2	0	0	1	1	0	0	1	0	0	0	0	6	4	10
304 Occupant of motor vehicle involved in noncollision accident	M	0	0	0	2	1	1	2	2	0	1	3	3	1	1	0	0	0	0	0	17	7	24
	F	0	0	0	3	1	0	0	1	0	0	0	0	0	0	0	0	0	0	0	5	1	6
	T	0	0	0	5	2	1	2	3	0	1	3	3	1	1	0	0	0	0	0	22	8	30
305 Occupant of special-use motor vehicle involved in any accident	M	1	1	1	1	2	3	2	0	1	6	1	2	1	0	1	0	0	0	0	23	2	25
	F	0	0	1	0	0	0	0	0	0	0	1	0	0	0	0	0	0	0	0	2	0	2
	T	1	1	2	1	2	3	2	0	1	6	2	2	1	0	1	0	0	0	0	25	2	27
306 Other and unspecified motor vehicle accidents	M	0	0	1	17	34	15	14	10	11	10	13	13	6	8	6	3	3	4	1	169	16	185
	F	1	1	1	9	3	5	3	2	4	6	5	3	6	4	2	0	0	2	2	59	5	64
	T	1	1	2	26	37	20	17	12	15	16	16	12	12	8	3	3	6	3	228	21	249	
307 Streetcar accidents	M	0	0	0	0	0	0	0	0	0	0	0	0	0	0	0	0	0	0	0	0	0	0
	F	0	0	0	0	0	0	0	0	0	0	0	0	0	0	0	0	0	0	0	0	0	0
	T	0	0	0	0	0	0	0	0	0	0	0	0	0	0	0	0	0	0	0	0	0	0
308 Other and unspecified land transport accidents	M	0	0	0	0	0	0	0	0	1	0	0	0	0	1	0	0	1	1	0	4	0	4
	F	0	0	0	0	0	0	0	0	0	0	0	0	0	0	0	0	0	0	0	0	0	0
	T	0	0	0	0	0	0	0	0	1	0	0	0	0	1	0	0	1	1	0	4	0	4
309 Water transport accidents	M	0	0	0	0	0	0	0	0	0	0	0	0	1	0	0	0	0	0	0	1	0	1
	F	0	1	0	0	0	0	0	0	0	0	0	0	0	0	0	0	0	0	0	1	0	1
	T	0	1	0	0	0	0	0	0	0	0	0	0	1	0	0	0	0	0	0	2	0	2
310 Air and space transport accidents	M	0	0	0	0	0	2	3	1	2	0	0	1	1	1	0	0	0	0	0	11	2	13
	F	0	0	0	0	0	0	0	1	0	0	0	0	0	0	0	0	0	0	0	1	0	1
	T	0	0	0	0	0	2	3	2	2	0	0	1	1	1	0	0	0	0	0	12	2	14
311 Other and unspecified transport accidents and their sequelae	M	0	0	0	0	0	0	1	1	1	2	2	0	1	0	1	0	1	0	0	10	0	10
	F	0	0	0	0	0	0	0	0	0	0	0	0	0	1	0	0	0	0	1	0	0	1
	T	0	0	0	0	0	0	1	1	1	2	2	0	1	0	2	0	1	0	0	11	0	11
312 Fall on same level	M	1	0	0	0	1	1	0	0	0	2	2	2	2	1	1	3	5	6	2	29	1	30
	F	0	0	0	0	0	0	0	0	0	1	0	0	0	0	0	3	3	5	5	17	1	18
	T	1	0	0	0	1	1	0	0	0	3	2	2	2	1	1	6	8	11	7	46	2	48
313 Fall from one level to another	M	0	0	0	1	0	0	0	2	0	1	3	4	4	0	3	3	1	1	1	24	2	26
	F	1	0	0	0	0	0	0	1	0	2	0	0	0	0	3	2	1	0	2	12	0	12
	T	1	0	0	1	0	0	0	3	0	3	3	4	4	0	6	5	2	1	3	36	2	38
314 Unspecified fall	M	0	0	0	1	0	0	1	0	1	2	4	2	1	2	2	4	9	4	8	41	0	41
	F	0	0	0	0	0	0	0	0	0	0	0	0	1	0	2	4	6	10	10	33	0	33
	T	0	0	0	1	0	0	1	0	1	2	4	2	2	2	4	8	15	14	18	74	0	74

(Res) Resident of Alberta

(Non Res) Non-Resident of Alberta

Table 18

(Continued)

		0-4	5-9	10-14	15-19	20-24	25-29	30-34	35-39	40-44	45-49	50-54	55-59	60-64	65-69	70-74	75-79	80-84	85-89	90+	Res Total	Non Res Total	Total	
315 Accidental discharge of firearms	M	0	0	0	1	0	0	0	0	0	0	0	0	1	0	0	0	0	0	0	2	0	2	
	F	0	0	0	0	0	0	0	0	0	0	0	0	0	0	0	0	0	0	0	0	0	0	0
	T	0	0	0	1	0	0	0	0	0	0	0	0	1	0	0	0	0	0	0	0	2	0	2
316 Accidental explosion	M	0	0	0	0	0	0	1	0	0	0	0	1	0	0	0	0	0	0	0	2	1	3	
	F	0	0	0	0	0	0	0	0	0	0	0	0	0	0	0	0	0	0	0	0	0	0	0
	T	0	0	0	0	0	0	1	0	0	0	0	1	0	0	0	0	0	0	0	2	1	3	
317 Accidental drowning and submersion	M	3	1	1	1	1	3	1	0	3	1	0	1	1	0	1	0	0	0	0	18	2	20	
	F	1	0	1	0	1	0	0	0	0	2	1	0	0	0	0	0	0	0	0	6	0	6	
	T	4	1	2	1	2	3	1	0	3	3	1	1	1	0	1	0	0	0	0	24	2	26	
318 Accidental inhalation and ingestion of food or other objects causing obstruction of respiratory tract	M	0	0	0	0	0	0	0	0	0	0	0	0	2	0	1	6	2	4	3	18	1	19	
	F	0	1	0	0	0	0	0	0	0	1	0	0	2	2	3	3	0	7	2	21	0	21	
	T	0	1	0	0	0	0	0	0	0	1	0	0	4	2	4	9	2	11	5	39	1	40	
319 Other accidental and unspecified threats to breathing	M	2	2	0	0	0	2	0	1	1	0	0	0	0	0	1	0	0	0	0	9	0	9	
	F	2	0	0	0	0	0	0	0	1	0	0	0	0	0	0	0	0	0	0	3	0	3	
	T	4	2	0	0	0	2	0	1	2	0	0	0	0	0	1	0	0	0	0	12	0	12	
320 Accidental exposure to electric current	M	0	0	0	0	0	1	0	0	1	1	0	0	0	0	0	0	0	0	0	3	0	3	
	F	0	0	0	0	0	0	0	0	0	0	0	0	0	0	0	0	0	0	0	0	0	0	
	T	0	0	0	0	0	1	0	0	1	1	0	0	0	0	0	0	0	0	0	3	0	3	
321 Accidental exposure to radiation	M	0	0	0	0	0	0	0	0	0	0	0	0	0	0	0	0	0	0	0	0	0	0	
	F	0	0	0	0	0	0	0	0	0	0	0	0	0	0	0	0	0	0	0	0	0	0	
	T	0	0	0	0	0	0	0	0	0	0	0	0	0	0	0	0	0	0	0	0	0	0	
322 Accidental exposure to smoke, fire and flames	M	0	0	0	0	1	1	0	0	2	1	2	1	1	1	1	1	1	0	0	13	3	16	
	F	0	0	0	0	1	0	0	1	0	0	1	0	1	1	1	0	0	0	0	6	1	7	
	T	0	0	0	0	2	1	0	1	2	1	3	1	2	2	2	1	1	0	0	19	4	23	
323 Accidental contact with heat and hot substances	M	0	0	0	0	0	0	0	0	0	0	0	0	0	0	0	0	0	0	0	0	0	0	
	F	0	0	0	0	0	0	0	0	0	0	0	0	0	0	0	0	0	0	0	0	0	0	
	T	0	0	0	0	0	0	0	0	0	0	0	0	0	0	0	0	0	0	0	0	0	0	
326 Cataclysmic storm and flood	M	0	0	0	0	0	0	0	0	0	0	0	0	0	0	0	0	0	0	0	0	0	0	
	F	0	0	0	0	0	0	0	0	0	0	0	0	0	0	0	0	0	0	0	0	0	0	
	T	0	0	0	0	0	0	0	0	0	0	0	0	0	0	0	0	0	0	0	0	0	0	
327 Accidental poisoning by and exposure to drugs and other biological substances	M	0	0	0	0	1	0	0	0	1	2	3	1	0	1	1	0	1	0	0	11	0	11	
	F	1	0	0	0	0	1	0	0	1	0	1	1	2	0	1	0	0	0	1	9	0	9	
	T	1	0	0	0	1	1	0	0	2	2	4	2	2	1	2	0	1	0	1	20	0	20	
328 Accidental poisoning by and exposure to other and unspecified solid or liquid substances	M	0	0	0	1	2	1	2	1	0	1	0	1	1	2	0	1	0	1	0	14	0	14	
	F	0	0	0	0	0	0	1	0	0	0	1	1	0	0	1	0	0	0	0	4	0	4	
	T	0	0	0	1	2	1	3	1	0	1	1	2	1	2	1	1	0	1	0	18	0	18	

(Res) Resident of Alberta

(Non Res) Non-Resident of Alberta

Table 18

(Continued)

		0-4	5-9	10-14	15-19	20-24	25-29	30-34	35-39	40-44	45-49	50-54	55-59	60-64	65-69	70-74	75-79	80-84	85-89	90+	Res Total	Non Res Total	Total
329 Accidental poisoning by and exposure to other gases and vapors	M	0	0	0	0	0	0	0	0	0	2	0	0	3	2	0	1	1	0	0	9	0	9
	F	0	0	0	0	0	0	0	1	1	0	0	0	0	0	0	0	0	1	0	3	0	3
	T	0	0	0	0	0	0	0	1	1	2	0	0	3	2	0	1	1	1	0	12	0	12
330 All other and unspecified accidents and their sequelae	M	1	0	0	3	1	3	2	3	5	7	7	7	6	10	4	8	8	11	9	95	10	105
	F	0	0	0	0	0	1	1	0	2	2	4	1	1	3	2	8	11	13	18	67	0	67
	T	1	0	0	3	1	4	3	3	7	9	11	8	7	13	6	16	19	24	27	162	10	172
331 Intentional self-poisoning (suicide) by and exposure to drugs and other biological substances	M	0	0	0	0	0	4	1	0	6	8	5	6	0	1	1	1	1	0	0	34	2	36
	F	0	0	0	2	4	4	2	6	8	10	9	8	1	1	1	0	0	0	0	56	0	56
	T	0	0	0	2	4	8	3	6	14	18	14	14	1	2	2	1	1	0	0	90	2	92
332 Intentional self-poisoning (suicide) by and exposure to other and unspecified solid or liquid substances and their vapors	M	0	0	0	0	0	0	0	0	0	0	1	0	1	0	0	0	0	0	0	2	0	2
	F	0	0	0	0	0	0	0	0	0	1	0	0	0	0	0	0	0	0	0	1	0	1
	T	0	0	0	0	0	0	0	0	0	1	1	0	1	0	0	0	0	0	0	3	0	3
333 Intentional self-poisoning (suicide) by and exposure to other gases and vapors	M	0	0	0	2	1	1	2	5	4	5	7	4	2	0	0	2	0	0	0	35	1	36
	F	0	0	0	0	0	0	0	1	0	0	0	1	0	0	0	0	0	0	0	2	0	2
	T	0	0	0	2	1	1	2	6	4	5	7	5	2	0	0	2	0	0	0	37	1	38
334 Intentional self-harm (suicide) by hanging, strangulation and suffocation	M	0	0	1	24	21	13	20	14	9	23	14	7	4	5	3	3	0	0	0	161	1	162
	F	0	0	2	4	4	7	5	8	1	6	3	1	0	0	0	0	0	0	0	41	1	42
	T	0	0	3	28	25	20	25	22	10	29	17	8	4	5	3	3	0	0	0	202	2	204
335 Intentional self-harm (suicide) by discharge of firearms	M	0	0	0	5	5	3	6	6	5	16	12	11	5	0	5	3	1	1	4	88	2	90
	F	0	0	0	0	0	0	0	0	0	1	0	0	0	0	0	0	0	0	0	1	0	1
	T	0	0	0	5	5	3	6	6	5	17	12	11	5	0	5	3	1	1	4	89	2	91
336 Intentional self-harm (suicide) by jumping from a high place	M	0	0	0	0	1	0	1	0	0	0	1	1	0	1	0	0	0	1	0	6	0	6
	F	0	0	0	1	0	0	0	1	1	0	0	1	0	0	0	0	0	0	1	5	0	5
	T	0	0	0	1	1	0	1	1	1	0	1	2	0	1	0	0	0	1	1	11	0	11
337 Intentional self-harm (suicide) by all other and unspecified means and their sequelae	M	0	0	0	1	2	4	9	2	6	4	4	0	1	2	0	1	0	0	0	36	0	36
	F	0	0	0	1	1	1	1	1	0	4	0	0	0	0	0	0	1	0	0	10	0	10
	T	0	0	0	2	3	5	10	3	6	8	4	0	1	2	0	1	1	0	0	46	0	46
338 Assault (homicide) by drugs, biological substances and other and unspecified noxious substances	M	1	0	0	0	0	0	0	0	0	0	0	0	0	0	0	0	1	0	0	2	0	2
	F	0	0	0	0	0	0	0	0	0	0	0	0	0	0	0	0	0	0	0	0	0	0
	T	1	0	0	0	0	0	0	0	0	0	0	0	0	0	0	0	0	0	0	2	0	2
339 Assault (homicide) by hanging, strangulation and suffocation	M	0	0	0	0	0	1	0	0	0	0	0	0	0	0	0	0	0	0	0	1	0	1
	F	0	0	0	0	0	0	0	1	0	2	0	0	0	0	0	0	0	0	0	3	0	3
	T	0	0	0	0	0	1	0	1	0	2	0	0	0	0	0	0	0	0	0	4	0	4
340 Assault (homicide) by discharge of firearms	M	0	0	0	3	13	5	5	3	1	2	0	0	0	0	0	2	0	0	0	34	3	37
	F	0	0	0	0	2	1	0	0	0	0	0	0	0	0	0	0	1	0	0	4	0	4
	T	0	0	0	3	15	6	5	3	1	2	0	0	0	0	0	2	1	0	0	38	3	41

(Res) Resident of Alberta (Non Res) Non-Resident of Alberta

Table 18

(Continued)

		0-4	5-9	10-14	15-19	20-24	25-29	30-34	35-39	40-44	45-49	50-54	55-59	60-64	65-69	70-74	75-79	80-84	85-89	90+	Res Total	Non Res Total	Total
341 Assault (homicide) by sharp object	M	0	1	0	4	10	5	3	2	2	1	1	1	0	0	0	1	0	0	0	31	1	32
	F	1	1	1	0	2	0	3	1	0	1	0	0	1	0	0	0	0	0	0	11	0	11
	T	1	2	1	4	12	5	6	3	2	2	1	1	1	0	0	1	0	0	0	42	1	43
342 Assault (homicide) by blunt object	M	0	0	0	0	1	1	0	1	0	0	0	0	0	0	0	0	0	0	0	3	0	3
	F	0	0	0	0	0	0	0	0	0	0	0	0	0	0	0	0	0	0	0	0	0	0
	T	0	0	0	0	1	1	0	1	0	0	0	0	0	0	0	0	0	0	0	3	0	3
343 Assault (homicide) by bodily force	M	0	0	0	0	0	0	0	1	2	1	0	0	0	0	0	0	0	0	0	4	0	4
	F	0	0	0	0	0	0	0	0	0	0	0	0	0	0	0	0	0	0	0	0	0	0
	T	0	0	0	0	0	0	0	1	2	1	0	0	0	0	0	0	0	0	0	4	0	4
344 Sexual assault (homicide) by bodily force	M	0	0	0	0	0	0	0	0	0	0	0	0	0	0	0	0	0	0	0	0	0	0
	F	0	0	0	0	0	0	0	0	0	0	0	0	0	0	0	0	0	0	0	0	0	0
	T	0	0	0	0	0	0	0	0	0	0	0	0	0	0	0	0	0	0	0	0	0	0
345 Neglect, abandonment and other maltreatment syndromes	M	0	0	0	0	0	0	0	0	0	0	0	0	0	0	0	0	0	0	0	0	0	0
	F	0	0	0	0	0	0	0	0	0	0	0	0	0	0	0	0	0	0	0	0	0	0
	T	0	0	0	0	0	0	0	0	0	0	0	0	0	0	0	0	0	0	0	0	0	0
346 Assault (homicide) by all other and unspecified means and their sequelae	M	1	0	0	1	1	0	0	2	2	2	1	0	0	0	0	0	1	0	0	11	1	12
	F	0	0	0	0	0	0	0	0	1	0	0	0	0	0	0	0	0	0	0	1	0	1
	T	1	0	0	1	1	0	0	2	3	2	1	0	0	0	0	0	1	0	0	12	1	13
347 Poisoning by and exposure to drugs and biological substances, undetermined intent	M	0	0	0	3	9	14	14	25	24	30	19	18	1	4	1	0	1	0	0	163	12	175
	F	0	0	1	0	7	4	5	8	12	8	19	3	6	3	0	0	0	0	0	76	1	77
	T	0	0	1	3	16	18	19	33	36	38	38	21	7	7	1	0	1	0	0	239	13	252
348 Poisoning by and exposure to other and unspecified solid or liquid substance, undetermined intent	M	0	0	0	1	0	1	0	2	3	4	2	0	1	0	1	1	0	0	0	16	1	17
	F	0	0	1	0	0	0	1	1	0	1	0	0	2	0	0	1	0	0	0	7	0	7
	T	0	0	1	1	0	1	1	3	3	5	2	0	3	0	1	2	0	0	0	23	1	24
349 Poisoning by and exposure to other gases and vapors, undetermined intent	M	0	0	0	0	0	1	0	0	1	0	0	0	1	0	0	1	0	0	0	4	0	4
	F	0	0	0	0	0	0	0	0	0	0	0	0	0	0	0	0	0	0	0	0	0	0
	T	0	0	0	0	0	1	0	0	1	0	0	0	1	0	0	1	0	0	0	4	0	4
350 Discharge of firearms, undetermined intent	M	0	0	0	0	0	0	0	0	0	0	0	0	0	0	0	0	0	0	0	0	0	0
	F	0	0	0	0	0	0	0	0	0	0	0	0	0	0	0	0	0	0	0	0	0	0
	T	0	0	0	0	0	0	0	0	0	0	0	0	0	0	0	0	0	0	0	0	0	0
351 Falling, jumping or pushed from a high place, undetermined intent	M	0	0	0	0	0	0	1	0	0	0	0	0	0	0	0	0	0	0	0	1	0	1
	F	0	0	0	0	0	0	0	0	0	0	0	0	0	0	0	0	0	0	0	0	0	0
	T	0	0	0	0	0	0	1	0	0	0	0	0	0	0	0	0	0	0	0	1	0	1
352 All other and unspecified events of undetermined intent and their sequelae	M	0	0	1	1	0	0	1	3	3	5	2	1	2	0	1	0	0	0	0	20	0	20
	F	0	0	0	0	0	1	0	1	1	0	0	0	0	1	0	0	0	0	0	4	0	4
	T	0	0	1	1	0	1	1	4	4	5	2	1	2	1	1	0	0	0	0	24	0	24

(Res) Resident of Alberta

(Non Res) Non-Resident of Alberta

Table 18

(Continued)

		0-4	5-9	10-14	15-19	20-24	25-29	30-34	35-39	40-44	45-49	50-54	55-59	60-64	65-69	70-74	75-79	80-84	85-89	90+	Res Total	Non Res Total	Total	
353 Legal execution	M	0	0	0	0	0	0	0	0	0	0	0	0	0	0	0	0	0	0	0	0	0	0	
	F	0	0	0	0	0	0	0	0	0	0	0	0	0	0	0	0	0	0	0	0	0	0	0
	T	0	0	0	0	0	0	0	0	0	0	0	0	0	0	0	0	0	0	0	0	0	0	0
354 Other legal intervention and their sequelae	M	0	0	0	0	0	0	0	1	0	0	0	1	0	0	0	0	0	0	0	0	2	0	2
	F	0	0	0	0	0	0	0	0	0	0	0	0	0	0	0	0	0	0	0	0	0	0	0
	T	0	0	0	0	0	0	0	1	0	0	0	1	0	0	0	0	0	0	0	0	2	0	2
355 Operations of war and their sequelae	M	0	0	0	0	0	0	0	0	0	0	0	0	0	0	0	0	0	0	0	0	0	0	0
	F	0	0	0	0	0	0	0	0	0	0	0	0	0	0	0	0	0	0	0	0	0	0	0
	T	0	0	0	0	0	0	0	0	0	0	0	0	0	0	0	0	0	0	0	0	0	0	0
356 Drugs, medicaments and biological substances causing adverse effects in therapeutic use, and their sequelae	M	0	0	0	0	0	0	0	0	0	0	0	0	1	0	0	0	1	0	0	0	2	0	2
	F	0	0	0	0	0	0	0	0	0	0	0	0	0	0	0	1	0	0	0	0	1	0	1
	T	0	0	0	0	0	0	0	0	0	0	0	0	1	0	0	1	1	0	0	0	3	0	3
357 Misadventures to patients during medical and surgical care and their sequelae	M	0	0	0	0	0	0	0	0	0	0	0	0	0	0	0	0	0	0	0	0	0	0	0
	F	0	0	0	0	0	0	0	0	0	0	0	0	0	0	0	0	0	1	0	0	1	0	1
	T	0	0	0	0	0	0	0	0	0	0	0	0	0	0	0	0	0	1	0	0	1	0	1
358 Other complications of medical and surgical care and their sequelae	M	0	0	0	0	0	0	0	0	0	0	1	2	1	3	1	0	3	1	12	0	12	0	12
	F	0	0	0	0	0	0	1	0	0	0	0	1	1	1	1	5	0	4	3	17	0	17	
	T	0	0	0	0	0	0	1	0	0	0	0	2	3	2	4	6	0	7	4	29	0	29	
Other	M	0	0	0	0	1	3	2	3	2	3	2	1	2	0	0	2	0	0	0	21	0	21	
	F	0	0	1	0	0	0	0	2	0	1	1	1	1	1	2	1	0	1	0	12	0	12	
	T	0	0	1	0	1	3	2	5	2	4	3	2	3	1	2	3	0	1	0	33	0	33	
Total	M	187	17	14	91	145	141	134	177	223	426	597	685	741	861	1092	1411	1571	1352	974	10839	245	11084	
	F	159	7	16	35	41	45	60	107	147	263	366	412	512	568	741	1103	1485	1832	2082	9981	112	10093	
	T	346	24	30	126	186	186	194	284	370	689	963	1097	1253	1429	1833	2514	3056	3184	3056	20820	357	21177	

(Res) Resident of Alberta

(Non Res) Non-Resident of Alberta

Table 19

Alberta Deaths - Ten Year Comparison

Year	Total Deaths
(1999)	17,361
(2000)	17,417
(2001)	17,706
(2002)	18,356
(2003)	18,705
(2004)	18,800
(2005)	19,421
(2006)	19,867
(2007)	20,355
(2008)	21,177

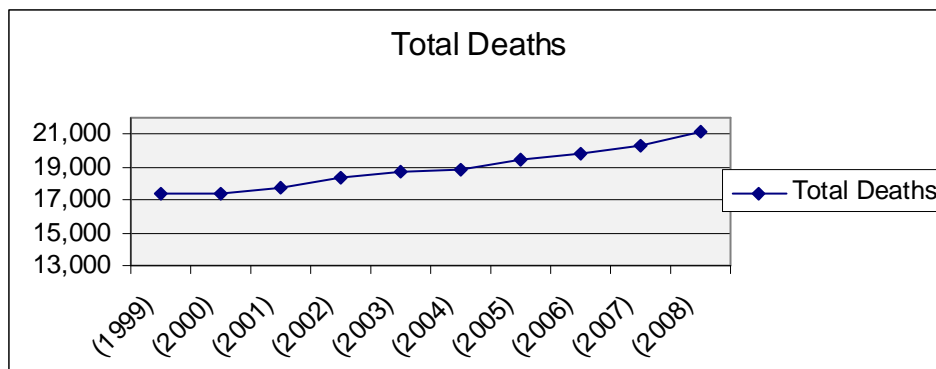


Table 20

Deaths

Leading Causes of Death, 2008

	Ranking	Total Deaths
All other forms of chronic ischemic heart disease	1	1820
Malignant neoplasms of trachea, bronchus and lung	2	1376
Acute myocardial infarction	3	1198
Other chronic obstructive pulmonary disease	4	889
Organic dementia	5	813
Atherosclerotic cardiovascular disease, so described	6	804
Stroke, not specified as hemorrhage or infarction	7	690
Pneumonia due to other or unspecified organisms	8	457
Diabetes mellitus	9	453
Alzheimer's disease	10	449
Other malignant neoplasms of other and unspecified sites	11	436
Malignant neoplasms of colon	12	422
Malignant neoplasm of breast	13	401
Malignant neoplasms of prostate	14	361
Renal failure	15	326
Congestive heart failure	16	314
Malignant neoplasms of pancreas	17	310
Poisoning by and exposure to drugs and biological substances, undetermined intent	18	252
Other and unspecified motor vehicle accidents	19	249
Conduction disorders and cardiac dysrhythmias	20	244
Pneumonitis due to food and vomit	21	223
Non-Hodgkin's lymphoma	22	215
Intentional self-harm (suicide) by hanging, strangulation and suffocation	23	204
Vascular disorders and obstruction of intestine without hernia	24	202
All other diseases of nervous system	25	197
Intracerebral and other intracranial hemorrhage	26	194
Atherosclerosis	26	194
All other diseases of respiratory system	28	181
Septicemia	29	179
Other cerebrovascular diseases and their sequelae	30	177

Infant Death Related Statistics




Table 21
Infant Deaths
Cause by Gender and Age, 2008

		*<7	7d-28d	29d-365d	*Res	*Non Res	Total
All other diseases of respiratory system	M	0	0	1	1	0	1
	F	0	0	1	1	0	1
	T	0	0	2	2	0	2
Cardiomyopathy	M	0	2	1	3	0	3
	F	0	0	1	1	0	1
	T	0	2	2	4	0	4
Hernia	M	1	0	0	1	0	1
	F	0	0	0	0	0	0
	T	1	0	0	1	0	1
Septicemia	M	0	0	1	1	0	1
	F	0	0	0	0	0	0
	T	0	0	1	1	0	1
All other chromosomal abnormalities, not elsewhere classified	M	5	0	0	5	0	5
	F	2	2	1	5	0	5
	T	7	2	1	10	0	10
All other congenital malformations of nervous system	M	1	0	0	1	0	1
	F	2	0	0	2	0	2
	T	3	0	0	3	0	3
All other diseases of nervous system	M	0	0	3	3	0	3
	F	0	0	1	1	0	1
	T	0	0	4	4	0	4
Congenital malformations of heart	M	1	1	3	5	0	5
	F	3	1	4	8	0	8
	T	4	2	7	13	0	13
Congenital malformations of respiratory system	M	1	0	0	1	0	1
	F	1	0	0	1	0	1
	T	2	0	0	2	0	2

* Number of Days Old

* (Res) Resident of Alberta

* (Non Res) Non-Resident of Alberta

Table 21

continued

		*<7	7d-28d	29d-365d	*Res	*Non Res	Total
Disorders related to short gestation and low birth weight, not elsewhere classified	M	16	0	0	16	0	16
	F	10	0	0	10	0	10
	T	26	0	0	26	0	26
Down's syndrome	M	1	0	0	1	0	1
	F	1	0	0	1	0	1
	T	2	0	0	2	0	2
Infections specific to the perinatal period	M	3	1	1	5	0	5
	F	3	3	2	8	0	8
	T	6	4	3	13	0	13
Intrauterine hypoxia and birth asphyxia	M	7	0	0	5	2	7
	F	10	0	0	9	1	10
	T	17	0	0	14	3	17
Newborn affected by maternal factors and by complications of pregnancy, labour and delivery	M	41	1	0	40	2	42
	F	37	0	0	36	1	37
	T	78	1	0	76	3	79
Other and unspecified conditions originating in the perinatal period	M	15	5	1	21	0	21
	F	14	4	0	17	1	18
	T	29	9	1	38	1	39
Other congenital malformations and deformations	M	8	1	4	13	0	13
	F	6	0	2	8	0	8
	T	14	1	6	21	0	21
Other congenital malformations of circulatory system	M	1	2	1	3	1	4
	F	0	1	0	0	1	1
	T	1	3	1	3	2	5
Other ill-defined and unknown causes of mortality	M	1	0	6	7	0	7
	F	1	0	2	3	0	3
	T	2	0	8	10	0	10

* Number of Days Old

* (Res) Resident of Alberta

* (Non Res) Non-Resident of Alberta

Table 21

continued

		*<7	7d-28d	29d-365d	*Res	*Non Res	Total
Other metabolic disorders	M	2	0	2	4	0	4
	F	0	0	0	0	0	0
	T	2	0	2	4	0	4
Other respiratory conditions originating in the perinatal period	M	1	2	0	3	0	3
	F	0	0	5	5	0	5
	T	1	2	5	8	0	8
Respiratory distress of newborn	M	3	0	0	3	0	3
	F	4	0	0	4	0	4
	T	7	0	0	7	0	7
Sudden infant death syndrome	M	0	1	11	12	0	12
	F	0	2	10	12	0	12
	T	0	3	21	24	0	24
Total	M	108	17	46	165	6	171
	F	98	14	38	146	4	150
	T	206	31	84	311	10	321

* Number of Days Old

* (Res) Resident of Alberta

* (Non Res) Non-Resident of Alberta

Table 22

Infant Deaths - Ten Year Comparison

Year	Total Infant Deaths
(1999)	241
(2000)	257
(2001)	235
(2002)	297
(2003)	284
(2004)	243
(2005)	294
(2006)	260
(2007)	300
(2008)	321

