

Death Related Statistics




Table 15

(Continued)

		0-4	5-9	10-14	15-19	20-24	25-29	30-34	35-39	40-44	45-49	50-54	55-59	60-64	65-69	70-74	75-79	80-84	85-89	90+	Res	Non Res	Total	
49 Pneumocystosis	M	0	0	0	0	0	0	0	0	0	0	0	0	0	0	0	0	0	0	0	0	0	0	
	F	0	0	0	0	0	0	0	0	1	0	0	0	0	0	0	0	0	0	0	0	1	0	1
	T	0	0	0	0	0	0	0	0	1	0	0	0	0	0	0	0	0	0	0	0	1	0	1
50 Other and unspecified protozoal diseases	M	0	0	0	0	0	0	0	0	0	0	0	0	0	0	0	0	0	0	0	0	0	0	0
	F	0	0	0	0	0	0	0	0	0	0	0	0	0	0	0	0	0	0	0	0	0	0	0
	T	0	0	0	0	0	0	0	0	0	0	0	0	0	0	0	0	0	0	0	0	0	0	0
51 Schistosomiasis (bilharzias)	M	0	0	0	0	0	0	0	0	0	0	0	0	0	0	0	0	0	0	0	0	0	0	0
	F	0	0	0	0	0	0	0	0	0	0	0	0	0	0	0	0	0	0	0	0	0	0	0
	T	0	0	0	0	0	0	0	0	0	0	0	0	0	0	0	0	0	0	0	0	0	0	0
52 Other and unspecified helminthiasis	M	0	0	0	0	0	0	0	0	0	0	0	0	0	0	0	0	0	0	0	0	0	0	0
	F	0	0	0	0	0	0	0	0	0	0	0	0	0	0	0	0	0	0	0	0	0	0	0
	T	0	0	0	0	0	0	0	0	0	0	0	0	0	0	0	0	0	0	0	0	0	0	0
53 Sequelae of tuberculosis	M	0	0	0	0	0	0	0	0	0	0	0	0	0	0	0	0	0	1	0	1	0	1	
	F	0	0	0	0	0	0	0	0	0	0	0	0	0	0	0	0	0	0	0	0	0	0	0
	T	0	0	0	0	0	0	0	0	0	0	0	0	0	0	0	0	0	1	0	1	0	1	
54 Sequelae of poliomyelitis	M	0	0	0	0	0	0	0	0	0	0	0	0	0	0	0	0	0	0	0	0	0	0	0
	F	0	0	0	0	0	0	0	0	0	0	0	0	0	0	0	0	0	1	0	1	0	1	
	T	0	0	0	0	0	0	0	0	0	0	0	0	0	0	0	0	0	1	0	1	0	1	
55 All other and unspecified infectious and parasitic diseases and their sequelae	M	0	0	0	0	0	1	0	0	0	0	1	0	2	0	0	0	2	0	0	6	0	6	
	F	0	0	0	0	0	0	0	0	0	0	0	0	0	0	2	0	0	2	2	6	0	6	
	T	0	0	0	0	0	1	0	0	0	0	1	0	2	0	2	0	2	2	2	12	0	12	
56 Malignant neoplasms of lip	M	0	0	0	0	0	0	0	0	0	0	0	0	0	0	0	0	0	0	0	0	0	0	0
	F	0	0	0	0	0	0	0	0	0	0	0	0	0	0	0	0	0	0	0	0	0	0	0
	T	0	0	0	0	0	0	0	0	0	0	0	0	0	0	0	0	0	0	0	0	0	0	0
57 Malignant neoplasms of tongue	M	0	0	0	0	0	0	0	0	1	3	2	3	3	2	1	1	1	1	1	18	1	19	
	F	0	0	0	0	0	0	0	0	2	0	0	1	0	1	2	2	1	0	9	1	10		
	T	0	0	0	0	0	0	0	0	3	3	2	4	3	3	3	3	3	2	1	27	2	29	
58 Malignant neoplasms of pharynx	M	0	0	0	0	0	0	0	0	4	5	2	4	5	5	5	5	5	2	0	37	1	38	
	F	0	0	0	0	0	0	0	2	0	3	0	0	2	1	1	1	1	0	11	0	11		
	T	0	0	0	0	0	0	0	2	4	8	2	4	7	6	6	6	6	3	0	48	1	49	
59 Malignant neoplasms of other and unspecified sites within the lip, oral cavity and pharynx	M	0	0	0	0	0	0	0	0	0	3	1	3	2	4	1	1	1	1	1	17	1	18	
	F	0	0	0	0	0	0	0	0	1	1	0	1	0	1	2	1	1	1	1	9	0	9	
	T	0	0	0	0	0	0	0	0	1	4	1	4	2	5	3	2	2	2	2	26	1	27	
60 Malignant neoplasms of esophagus	M	0	0	0	0	0	2	0	1	1	6	12	15	12	8	22	18	12	2	1	112	1	113	
	F	0	0	0	0	0	0	0	0	1	0	1	2	2	5	4	3	4	2	1	25	1	26	
	T	0	0	0	0	0	2	0	1	2	6	13	17	14	13	26	21	16	4	2	137	2	139	

Table 18

(Continued)

		0-4	5-9	10-14	15-19	20-24	25-29	30-34	35-39	40-44	45-49	50-54	55-59	60-64	65-69	70-74	75-79	80-84	85-89	90+	Res	Non Res	Total
61 Malignant neoplasms of stomach	M	0	0	0	0	0	0	0	3	1	7	5	4	11	5	9	16	11	6	4	82	0	82
	F	0	0	0	0	0	0	2	0	0	0	2	2	4	6	7	5	4	3	4	39	0	39
	T	0	0	0	0	0	0	2	3	1	7	7	6	15	11	16	21	15	9	8	121	0	121
62 Malignant neoplasms of small intestine	M	0	0	0	0	0	0	0	2	0	0	0	0	1	0	2	0	1	0	0	6	0	6
	F	0	0	0	0	0	0	0	0	0	0	0	1	0	0	0	1	0	0	0	2	0	2
	T	0	0	0	0	0	0	0	2	0	0	0	1	1	0	2	1	1	0	0	8	0	8
63 Malignant neoplasms of colon	M	0	1	0	0	0	0	1	1	1	5	12	22	21	18	20	37	32	24	9	204	2	206
	F	0	0	0	0	0	0	0	1	5	3	7	8	16	17	21	26	39	23	13	179	1	180
	T	0	1	0	0	0	0	1	2	6	8	19	30	37	35	41	63	71	47	22	383	3	386
64 Malignant neoplasms of rectosigmoid junction and rectum	M	0	0	0	0	0	0	0	0	1	0	3	6	9	9	15	12	6	3	5	69	1	70
	F	0	0	0	0	1	0	0	0	1	3	3	4	6	3	5	4	11	10	1	52	0	52
	T	0	0	0	0	1	0	0	0	2	3	6	10	15	12	20	16	17	13	6	121	1	122
65 Malignant neoplasms of anus and anal canal	M	0	0	0	0	0	0	0	0	0	0	0	1	0	0	0	0	0	0	0	1	0	1
	F	0	0	0	0	0	0	0	0	0	0	0	1	0	0	0	0	0	0	1	2	0	2
	T	0	0	0	0	0	0	0	0	0	0	0	2	0	0	0	0	0	0	1	3	0	3
66 Malignant neoplasms of liver	M	0	0	0	0	0	0	0	0	0	3	8	11	1	5	8	6	8	3	4	57	1	58
	F	0	0	0	0	0	0	0	0	0	1	1	4	1	2	4	7	8	5	4	37	1	38
	T	0	0	0	0	0	0	0	0	0	4	9	15	2	7	12	13	16	8	8	94	2	96
67 Malignant neoplasms of intrahepatic bile duct carcinoma	M	0	0	0	0	0	0	0	0	0	0	1	7	3	4	7	3	8	4	0	37	0	37
	F	0	0	0	0	0	0	0	0	0	1	1	1	5	2	2	3	3	9	4	31	0	31
	T	0	0	0	0	0	0	0	0	0	1	2	8	8	6	9	6	11	13	4	68	0	68
68 Malignant neoplasms of gallbladder and extrahepatic bile ducts	M	0	0	0	0	0	0	0	0	0	0	0	0	1	1	1	1	4	3	0	11	0	11
	F	0	0	0	0	0	0	0	0	0	1	1	1	2	5	2	5	4	3	1	25	1	26
	T	0	0	0	0	0	0	0	0	0	1	1	1	3	6	3	6	8	6	1	36	1	37
69 Malignant neoplasms of pancreas	M	0	0	0	0	0	0	0	0	2	3	10	16	10	20	29	27	9	13	7	146	2	148
	F	0	0	0	0	0	0	0	1	0	5	9	18	14	13	18	29	26	17	12	162	1	163
	T	0	0	0	0	0	0	0	1	2	8	19	34	24	33	47	56	35	30	19	308	3	311
70 Malignant neoplasms of other and ill-defined digestive organs	M	0	0	0	0	0	0	0	0	0	3	3	1	6	7	7	11	8	3	3	52	1	53
	F	0	0	0	0	0	0	0	1	1	0	3	1	5	5	4	4	4	6	11	45	0	45
	T	0	0	0	0	0	0	0	1	1	3	6	2	11	12	11	15	12	9	14	97	1	98
71 Malignant neoplasms of nasal cavity, middle ear and accessory sinuses	M	0	0	0	1	0	0	0	1	0	0	1	0	0	0	0	0	0	0	0	3	0	3
	F	0	1	0	0	0	0	0	0	0	0	0	0	0	1	1	1	0	0	0	4	0	4
	T	0	1	0	1	0	0	0	1	0	0	1	0	0	1	1	1	0	0	0	7	0	7
72 Malignant neoplasms of larynx	M	0	0	0	0	0	0	0	0	0	2	2	0	4	5	3	2	2	0	0	20	0	20
	F	0	0	0	0	0	0	0	0	0	0	0	0	2	0	0	1	0	0	0	3	0	3
	T	0	0	0	0	0	0	0	0	0	2	2	0	6	5	3	3	2	0	0	23	0	23

Table 18

(Continued)

		0-4	5-9	10-14	15-19	20-24	25-29	30-34	35-39	40-44	45-49	50-54	55-59	60-64	65-69	70-74	75-79	80-84	85-89	90+	Res	Non Res	Total
73 Malignant neoplasms of trachea, bronchus and lung	M	0	0	1	0	0	0	1	1	2	16	34	59	78	93	114	118	98	50	17	682	6	688
	F	0	0	0	0	0	0	1	2	3	21	33	53	84	86	93	93	66	37	28	600	9	609
	T	0	0	1	0	0	0	2	3	5	37	67	112	162	179	207	211	164	87	45	1282	15	1297
74 Malignant neoplasms of thymus, heart, mediastinum and pleura	M	0	0	0	0	0	0	0	0	0	0	1	1	0	0	1	2	0	0	0	5	0	5
	F	0	0	0	0	0	0	0	1	0	0	0	0	0	0	0	0	0	0	0	1	0	1
	T	0	0	0	0	0	0	0	1	0	0	1	1	0	0	1	2	0	0	0	6	0	6
75 Malignant neoplasms of other and ill-defined sites in respiratory system and intrathoracic organs	M	0	0	0	0	0	0	0	0	0	0	0	0	0	0	0	1	0	0	0	1	0	1
	F	0	0	0	0	0	0	0	0	0	0	0	0	0	0	0	0	0	0	0	0	0	0
	T	0	0	0	0	0	0	0	0	0	0	0	0	0	0	0	1	0	0	0	1	0	1
76 Malignant neoplasms of bone and articular cartilage	M	0	0	0	2	0	0	0	0	1	0	1	0	1	0	1	1	2	0	0	9	0	9
	F	0	1	0	0	0	0	1	0	0	0	2	0	0	1	0	1	0	0	1	7	0	7
	T	0	1	0	2	0	0	1	0	1	0	3	0	1	1	1	2	2	0	1	16	0	16
77 Malignant melanoma of skin	M	0	0	0	0	0	1	0	0	2	5	4	2	5	3	3	4	1	1	3	34	0	34
	F	0	0	0	0	1	1	0	1	3	2	2	6	3	3	1	6	6	2	1	38	0	38
	T	0	0	0	0	1	2	0	1	5	7	6	8	8	6	4	10	7	3	4	72	0	72
78 Other malignant neoplasms of skin	M	0	0	0	0	0	0	0	0	0	0	1	1	1	1	1	2	4	1	0	12	0	12
	F	0	0	0	0	0	0	0	0	0	0	0	0	1	0	0	0	0	0	1	2	0	2
	T	0	0	0	0	0	0	0	0	0	0	1	1	2	1	1	2	4	1	1	14	0	14
79 Mesothelioma	M	0	0	0	0	0	0	0	0	0	0	0	4	2	2	7	4	3	3	0	25	1	26
	F	0	0	0	0	0	0	0	0	1	0	0	1	0	1	2	2	0	1	0	8	0	8
	T	0	0	0	0	0	0	0	0	1	0	0	5	2	3	9	6	3	4	0	33	1	34
80 Kaposi's sarcoma	M	0	0	0	0	0	0	1	0	0	0	0	0	0	0	0	0	0	0	0	1	0	1
	F	0	0	0	0	0	0	0	0	0	0	0	0	0	0	0	0	0	0	0	0	0	0
	T	0	0	0	0	0	0	1	0	0	0	0	0	0	0	0	0	0	0	0	1	0	1
81 Malignant neoplasms of other mesothelial and soft tissue	M	0	0	0	0	0	0	0	1	2	1	1	1	2	2	5	1	0	0	0	16	0	16
	F	0	0	0	0	0	0	0	0	1	1	3	6	5	5	2	5	2	2	1	33	0	33
	T	0	0	0	0	0	0	0	1	3	2	4	7	7	7	7	6	2	2	1	49	0	49
82 Malignant neoplasm of breast	M	0	0	0	0	0	0	0	0	0	0	0	1	0	1	0	0	2	1	0	5	0	5
	F	0	0	0	0	0	1	1	7	16	25	38	45	21	40	46	49	38	26	26	379	4	383
	T	0	0	0	0	0	1	1	7	16	25	38	46	21	41	46	49	40	27	26	384	4	388
83 Malignant neoplasms of vulva and vagina	M	0	0	0	0	0	0	0	0	0	0	0	0	0	0	0	0	0	0	0	0	0	0
	F	0	0	0	0	0	0	0	0	1	0	0	0	0	0	0	2	1	0	1	5	0	5
	T	0	0	0	0	0	0	0	0	1	0	0	0	0	0	0	2	1	0	1	5	0	5
84 Malignant neoplasms of cervix uteri	M	0	0	0	0	0	0	0	0	0	0	0	0	0	0	0	0	0	0	0	0	0	0
	F	0	0	0	0	0	2	3	3	5	4	8	2	1	5	2	2	5	4	0	46	2	48
	T	0	0	0	0	0	2	3	3	5	4	8	2	1	5	2	2	5	4	0	46	2	48

Table 18

(Continued)

		0-4	5-9	10-14	15-19	20-24	25-29	30-34	35-39	40-44	45-49	50-54	55-59	60-64	65-69	70-74	75-79	80-84	85-89	90+	Res	Non Res	Total
85 Malignant neoplasms of corpus uteri and uterus, part unspecified	M	0	0	0	0	0	0	0	0	0	0	0	0	0	0	0	0	0	0	0	0	0	0
	F	0	0	0	0	0	0	0	1	3	3	3	8	4	12	10	4	8	8	2	66	0	66
	T	0	0	0	0	0	0	0	1	3	3	3	8	4	12	10	4	8	8	2	66	0	66
86 Malignant neoplasms of ovary	M	0	0	0	0	0	0	0	0	0	0	0	0	0	0	0	0	0	0	0	0	0	0
	F	0	0	0	1	0	0	0	1	2	6	16	18	20	15	11	14	17	8	3	132	1	133
	T	0	0	0	1	0	0	0	1	2	6	16	18	20	15	11	14	17	8	3	132	1	133
87 Malignant neoplasms of other and unspecified female genital organs	M	0	0	0	0	0	0	0	0	0	0	0	0	0	0	0	0	0	0	0	0	0	0
	F	0	0	0	0	0	0	0	0	0	0	0	1	0	0	0	0	2	1	0	4	0	4
	T	0	0	0	0	0	0	0	0	0	0	0	1	0	0	0	0	2	1	0	4	0	4
88 Malignant neoplasms of placenta	M	0	0	0	0	0	0	0	0	0	0	0	0	0	0	0	0	0	0	0	0	0	0
	F	0	0	0	0	0	0	0	0	1	0	0	0	0	0	0	0	0	0	0	1	0	1
	T	0	0	0	0	0	0	0	0	1	0	0	0	0	0	0	0	0	0	0	1	0	1
89 Malignant neoplasms of prostate	M	0	0	0	0	0	0	0	0	0	3	3	12	21	22	39	69	82	60	40	351	1	352
	F	0	0	0	0	0	0	0	0	0	0	0	0	0	0	0	0	0	0	0	0	0	0
	T	0	0	0	0	0	0	0	0	0	3	3	12	21	22	39	69	82	60	40	351	1	352
90 Malignant neoplasms of testis	M	0	0	0	1	0	2	0	0	0	0	0	0	0	0	0	0	1	0	0	4	0	4
	F	0	0	0	0	0	0	0	0	0	0	0	0	0	0	0	0	0	0	0	0	0	0
	T	0	0	0	1	0	2	0	0	0	0	0	0	0	0	0	0	1	0	0	4	0	4
91 Malignant neoplasms of penis and other and unspecified male genital organs	M	0	0	0	0	0	0	0	0	0	0	0	0	0	1	2	1	1	0	1	6	0	6
	F	0	0	0	0	0	0	0	0	0	0	0	0	0	0	0	0	0	0	0	0	0	0
	T	0	0	0	0	0	0	0	0	0	0	0	0	0	1	2	1	1	0	1	6	0	6
92 Malignant neoplasms of kidney and renal pelvis	M	0	1	0	0	0	0	0	0	1	4	4	5	10	8	8	8	10	6	4	69	1	70
	F	1	0	0	0	0	0	0	0	0	1	2	4	3	5	8	11	6	6	5	52	0	52
	T	1	1	0	0	0	0	0	0	1	5	6	9	13	13	16	19	16	12	9	121	1	122
93 Malignant neoplasms of bladder	M	0	0	0	0	0	0	0	0	0	2	7	4	12	9	15	15	18	13	9	104	0	104
	F	0	0	0	0	0	0	0	0	0	0	3	2	1	7	2	5	7	12	7	46	1	47
	T	0	0	0	0	0	0	0	0	0	2	10	6	13	16	17	20	25	25	16	150	1	151
94 Malignant neoplasms of other and unspecified sites within the urinary tract	M	0	0	0	0	0	0	0	0	0	0	0	0	0	1	0	2	2	0	0	5	0	5
	F	0	0	0	0	0	0	0	0	0	0	0	1	0	0	0	2	0	0	1	4	0	4
	T	0	0	0	0	0	0	0	0	0	0	0	1	0	1	0	4	2	0	1	9	0	9
95 Malignant neoplasm of eye and adnexa	M	0	0	0	0	0	0	0	0	0	0	0	0	0	0	1	1	0	0	0	2	0	2
	F	0	0	0	0	0	0	0	0	0	0	0	1	0	1	1	0	0	1	0	4	0	4
	T	0	0	0	0	0	0	0	0	0	0	0	1	0	1	2	1	0	1	0	6	0	6
96 Malignant neoplasms of brain	M	2	0	1	1	1	2	5	7	5	9	9	8	2	10	8	4	6	3	1	84	0	84
	F	2	1	0	0	3	1	0	2	4	2	5	6	3	4	4	9	3	1	1	51	2	53
	T	4	1	1	1	4	3	5	9	9	11	14	14	5	14	12	13	9	4	2	135	2	137

Table 18

(Continued)

		0-4	5-9	10-14	15-19	20-24	25-29	30-34	35-39	40-44	45-49	50-54	55-59	60-64	65-69	70-74	75-79	80-84	85-89	90+	Res	Non Res	Total	
97 Malignant neoplasms of other parts of central nervous system	M	0	0	0	1	0	0	0	0	0	0	0	0	0	0	0	1	0	0	0	2	1	3	
	F	0	0	0	0	0	0	0	0	0	0	0	0	0	0	0	0	0	0	0	0	0	0	0
	T	0	0	0	1	0	0	0	0	0	0	0	0	0	0	0	1	0	0	0	2	1	3	
98 Malignant neoplasms of thyroid and other endocrine glands	M	0	1	0	0	0	0	0	0	0	0	1	0	3	4	3	3	0	0	1	16	0	16	
	F	0	1	0	0	0	0	0	1	1	1	1	0	1	0	4	0	1	3	0	14	1	15	
	T	0	2	0	0	0	0	0	1	1	1	2	0	4	4	7	3	1	3	1	30	1	31	
99 Other malignant neoplasms of other and unspecified sites	M	1	0	1	0	1	1	1	1	5	6	7	11	24	26	25	45	28	18	8	209	1	210	
	F	0	0	0	0	0	0	1	0	7	5	7	15	13	17	28	25	32	33	28	211	2	213	
	T	1	0	1	0	1	1	2	1	12	11	14	26	37	43	53	70	60	51	36	420	3	423	
100 Hodgkin's disease	M	0	0	0	0	0	0	1	0	0	0	1	0	0	1	1	0	0	1	0	5	0	5	
	F	0	0	0	0	0	1	0	0	1	0	0	1	0	0	0	0	0	0	0	3	0	3	
	T	0	0	0	0	0	1	1	0	1	0	1	1	0	1	1	0	0	1	0	8	0	8	
101 Non-Hodgkin's lymphoma	M	0	1	0	0	1	0	0	0	3	3	7	4	6	20	11	27	10	15	3	111	4	115	
	F	0	0	0	0	0	1	0	1	1	1	2	3	8	4	7	9	19	13	7	76	0	76	
	T	0	1	0	0	1	1	0	1	4	4	9	7	14	24	18	36	29	28	10	187	4	191	
102 Malignant neoplasms of other and unspecified lymphoid, hematopoietic and related tissue	M	0	0	0	0	0	0	0	0	0	0	0	0	0	1	0	0	1	1	1	4	0	4	
	F	0	0	0	0	0	0	0	0	0	0	0	0	0	0	0	0	0	0	0	0	0	0	0
	T	0	0	0	0	0	0	0	0	0	0	0	0	0	1	0	0	1	1	1	4	0	4	
103 Malignant immunoproliferative diseases	M	0	0	0	0	0	0	0	0	0	0	0	0	1	1	0	1	1	0	0	4	0	4	
	F	0	0	0	0	0	0	0	0	0	0	0	0	0	0	0	0	0	0	0	0	0	0	0
	T	0	0	0	0	0	0	0	0	0	0	0	0	1	1	0	1	1	0	0	4	0	4	
104 Multiple myeloma and malignant plasma cell neoplasms	M	0	0	0	0	0	0	0	0	1	4	1	5	3	8	11	5	7	7	4	56	0	56	
	F	0	0	0	0	0	0	0	0	0	1	1	5	4	5	3	10	11	6	5	51	0	51	
	T	0	0	0	0	0	0	0	0	1	5	2	10	7	13	14	15	18	13	9	107	0	107	
105 Lymphoid leukemia	M	1	0	1	0	1	0	0	0	2	0	3	1	2	7	6	6	14	2	1	47	0	47	
	F	0	0	1	1	0	0	0	0	0	1	1	2	3	3	5	3	3	4	1	28	0	28	
	T	1	0	2	1	1	0	0	0	2	1	4	3	5	10	11	9	17	6	2	75	0	75	
106 Myeloid leukemia	M	3	0	0	0	0	0	1	0	0	2	2	1	5	6	8	12	8	0	2	50	1	51	
	F	1	0	0	0	0	0	1	1	0	2	0	2	1	7	3	5	2	6	2	33	0	33	
	T	4	0	0	0	0	0	2	1	0	4	2	3	6	13	11	17	10	6	4	83	1	84	
107 Monocytic leukemia	M	0	0	0	0	0	0	0	0	0	0	0	0	0	0	0	0	0	0	0	0	0	0	0
	F	0	0	0	0	0	0	0	0	0	0	0	0	0	0	0	1	0	0	0	1	0	1	
	T	0	0	0	0	0	0	0	0	0	0	0	0	0	0	0	1	0	0	0	1	0	1	
108 Other and unspecified leukemia	M	0	0	0	0	0	0	0	1	0	1	0	0	3	2	4	3	4	0	0	18	0	18	
	F	0	0	0	0	0	0	0	0	1	0	0	0	0	0	3	4	2	1	2	13	2	15	
	T	0	0	0	0	0	0	0	1	1	1	0	0	3	2	7	7	6	1	2	31	2	33	

Table 18

(Continued)

		0-4	5-9	10-14	15-19	20-24	25-29	30-34	35-39	40-44	45-49	50-54	55-59	60-64	65-69	70-74	75-79	80-84	85-89	90+	Res	Non Res	Total		
109 Carcinoma in situ of breast and genitourinary system	M	0	0	0	0	0	0	0	0	0	0	0	0	0	0	0	0	0	0	0	0	0	0	0	
	F	0	0	0	0	0	0	0	0	0	0	0	0	0	0	0	0	0	0	0	0	0	0	0	0
	T	0	0	0	0	0	0	0	0	0	0	0	0	0	0	0	0	0	0	0	0	0	0	0	0
110 Carcinoma in situ of other and unspecified sites	M	0	0	0	0	0	0	0	0	0	0	0	0	0	0	0	0	0	0	0	0	0	0	0	0
	F	0	0	0	0	0	0	0	0	0	0	0	0	0	0	0	0	0	0	0	0	0	0	0	0
	T	0	0	0	0	0	0	0	0	0	0	0	0	0	0	0	0	0	0	0	0	0	0	0	0
111 Benign neoplasms of female genital organs	M	0	0	0	0	0	0	0	0	0	0	0	0	0	0	0	0	0	0	0	0	0	0	0	0
	F	0	0	0	0	0	0	0	0	0	0	0	0	0	0	0	0	0	0	0	0	0	0	0	0
	T	0	0	0	0	0	0	0	0	0	0	0	0	0	0	0	0	0	0	0	0	0	0	0	0
112 Benign neoplasms of eye, brain and other parts of central nervous system	M	0	0	0	0	0	0	0	0	0	0	0	1	0	0	0	0	0	1	0	2	0	0	2	2
	F	0	0	0	0	0	0	0	0	0	0	0	0	1	0	2	0	2	0	1	6	0	0	6	6
	T	0	0	0	0	0	0	0	0	0	0	0	1	1	0	2	0	2	1	1	8	0	0	8	8
113 Benign neoplasms of other and unspecified sites	M	0	0	0	0	0	0	1	0	0	0	0	0	0	0	1	1	0	0	0	3	0	0	3	3
	F	0	0	0	0	0	0	0	0	0	0	0	0	0	1	0	0	1	0	0	2	0	0	2	2
	T	0	0	0	0	0	0	1	0	0	0	0	0	0	1	1	1	1	0	0	5	0	0	5	5
114 Neoplasms of uncertain or unknown behavior of specified sites	M	0	0	0	0	0	0	0	1	0	3	2	0	3	2	4	5	14	7	4	45	1	0	46	46
	F	0	1	0	0	0	1	1	1	0	1	0	1	5	3	5	4	14	11	7	55	0	0	55	55
	T	0	1	0	0	0	1	1	2	0	4	2	1	8	5	9	9	28	18	11	100	1	0	101	101
115 Neoplasm of uncertain or unknown behavior of unspecified sites	M	0	0	0	0	0	0	0	0	0	0	0	0	1	0	1	0	1	0	0	3	0	0	3	3
	F	0	0	0	0	0	0	0	0	0	0	0	0	0	0	1	2	0	1	1	5	0	0	5	5
	T	0	0	0	0	0	0	0	0	0	0	0	0	1	0	2	2	1	1	1	8	0	0	8	8
116 Nutritional anemias	M	0	0	0	0	0	0	0	0	0	0	0	0	0	0	0	0	0	0	0	2	2	0	2	2
	F	0	0	0	0	0	0	0	0	0	0	0	0	0	0	0	0	0	0	0	1	1	0	1	1
	T	0	0	0	0	0	0	0	0	0	0	0	0	0	0	0	0	0	0	0	3	3	0	3	3
117 Hemolytic anemias	M	1	0	0	0	0	0	0	0	0	0	0	0	0	0	0	1	0	0	0	2	0	0	2	2
	F	0	0	0	0	0	0	0	0	0	0	1	0	0	0	0	0	0	0	0	1	2	0	2	2
	T	1	0	0	0	0	0	0	0	0	0	1	0	0	0	0	1	0	0	1	4	0	0	4	4
118 Aplastic anemias	M	0	0	0	0	1	0	0	0	0	0	0	0	0	0	0	0	0	0	1	0	2	0	2	2
	F	0	0	0	2	0	0	0	0	0	0	1	0	0	0	0	0	0	3	1	1	8	0	8	8
	T	0	0	0	2	1	0	0	0	0	0	1	0	0	0	0	0	0	3	2	1	10	0	10	10
119 Acute posthemorrhagic and other anemias	M	0	0	0	0	0	0	0	0	0	0	0	0	0	0	1	0	0	1	1	3	0	0	3	3
	F	0	0	0	0	0	0	0	0	0	0	0	0	0	0	0	0	1	1	3	5	0	0	5	5
	T	0	0	0	0	0	0	0	0	0	0	0	0	0	0	1	0	1	2	4	8	0	0	8	8
120 Coagulation defects, purpura and other hemorrhagic conditions	M	0	0	0	0	0	0	0	0	1	0	1	0	0	0	1	1	0	1	1	6	0	0	6	6
	F	0	0	0	0	0	0	0	0	0	0	1	1	0	0	0	1	0	0	0	3	0	0	3	3
	T	0	0	0	0	0	0	0	0	1	0	2	1	0	0	1	2	0	1	1	9	0	0	9	9

Table 18

(Continued)

		0-4	5-9	10-14	15-19	20-24	25-29	30-34	35-39	40-44	45-49	50-54	55-59	60-64	65-69	70-74	75-79	80-84	85-89	90+	Res	Non Res	Total	
121 Other diseases of blood and blood-forming organs	M	0	0	0	0	0	0	0	0	0	2	0	0	0	2	0	0	1	1	0	6	0	6	
	F	0	1	0	0	0	0	0	0	0	0	0	0	0	0	0	0	1	0	0	0	2	0	2
	T	0	1	0	0	0	0	0	0	0	0	2	0	0	0	2	0	1	1	1	0	8	0	8
122 Certain disorders involving the immune mechanism	M	1	0	0	0	0	0	1	0	0	0	0	0	0	0	0	1	0	0	0	0	3	0	3
	F	0	0	0	0	0	0	0	0	1	0	0	0	0	0	0	0	0	0	0	0	1	0	1
	T	1	0	0	0	0	0	1	0	1	0	0	0	0	0	0	1	0	0	0	0	4	0	4
123 Disorders of thyroid gland	M	0	0	0	0	0	0	0	0	0	0	0	0	0	0	0	0	1	0	0	1	0	1	
	F	0	0	0	0	0	0	0	0	0	0	0	0	0	0	0	0	1	1	2	4	0	4	
	T	0	0	0	0	0	0	0	0	0	0	0	0	0	0	0	0	2	1	2	5	0	5	
124 Diabetes mellitus	M	0	0	0	0	0	1	0	3	1	10	10	5	14	23	27	44	31	22	18	209	2	211	
	F	0	0	0	0	0	2	1	2	2	1	5	6	10	15	19	29	43	38	41	214	2	216	
	T	0	0	0	0	0	3	1	5	3	11	15	11	24	38	46	73	74	60	59	423	4	427	
125 Disorders of pituitary gland	M	0	0	0	0	0	0	0	1	0	0	0	0	0	0	0	0	0	0	0	1	0	1	
	F	0	0	0	0	0	0	0	0	0	0	0	0	0	0	0	0	0	0	0	0	0	0	
	T	0	0	0	0	0	0	0	1	0	0	0	0	0	0	0	0	0	0	0	1	0	1	
126 Disorders of adrenal glands	M	0	0	0	0	0	0	0	0	0	0	0	0	0	0	0	0	0	0	0	0	0	0	
	F	0	0	0	0	0	0	0	0	0	0	0	0	0	0	0	2	0	0	1	3	0	3	
	T	0	0	0	0	0	0	0	0	0	0	0	0	0	0	0	2	0	0	1	3	0	3	
127 Diseases of thymus	M	0	0	0	0	0	0	0	0	0	0	0	0	0	0	0	0	0	0	0	0	0	0	
	F	0	0	0	0	0	0	0	0	0	0	0	0	0	0	0	0	0	0	0	0	0	0	
	T	0	0	0	0	0	0	0	0	0	0	0	0	0	0	0	0	0	0	0	0	0	0	
128 Other endocrine diseases	M	0	0	0	0	0	0	0	0	0	0	0	0	0	0	1	0	0	0	0	1	0	1	
	F	0	0	0	0	0	0	0	0	0	0	0	0	1	0	0	1	1	0	1	4	0	4	
	T	0	0	0	0	0	0	0	0	0	0	0	0	1	0	1	1	1	0	1	5	0	5	
129 Nutritional marasmus	M	0	0	0	0	0	0	0	0	0	0	0	0	0	0	0	0	0	0	0	0	0	0	
	F	0	0	0	0	0	0	0	0	0	0	0	0	0	0	0	0	0	0	0	0	0	0	
	T	0	0	0	0	0	0	0	0	0	0	0	0	0	0	0	0	0	0	0	0	0	0	
130 Other and unspecified malnutrition	M	0	0	0	0	0	0	0	0	0	0	0	0	0	2	0	0	0	0	0	2	0	2	
	F	0	0	0	0	0	0	0	0	0	0	0	1	0	0	0	1	0	0	1	3	0	3	
	T	0	0	0	0	0	0	0	0	0	0	0	1	0	2	0	1	0	0	1	5	0	5	
131 Other nutritional deficiencies	M	0	0	0	0	0	0	0	0	0	0	0	0	0	0	0	2	0	1	1	4	0	4	
	F	0	0	0	0	0	0	0	0	0	0	0	0	0	0	0	0	0	0	0	0	0	0	
	T	0	0	0	0	0	0	0	0	0	0	0	0	0	0	0	2	0	1	1	4	0	4	
132 Obesity and other hyperalimentation	M	0	0	0	0	0	1	1	1	2	2	2	2	1	2	1	0	0	1	1	17	0	17	
	F	0	0	0	0	0	0	1	1	2	1	5	2	1	2	0	3	1	0	0	19	0	19	
	T	0	0	0	0	0	1	2	2	4	3	7	4	2	4	1	3	1	1	1	36	0	36	

Table 18

(Continued)

		0-4	5-9	10-14	15-19	20-24	25-29	30-34	35-39	40-44	45-49	50-54	55-59	60-64	65-69	70-74	75-79	80-84	85-89	90+	Res	Non Res	Total	
133 Cystic fibrosis	M	0	0	0	0	0	0	0	0	0	0	0	0	0	0	0	0	0	0	0	0	0	0	
	F	0	0	0	0	0	0	0	0	0	0	0	0	0	0	0	0	0	0	0	0	0	0	0
	T	0	0	0	0	0	0	0	0	0	0	0	0	0	0	0	0	0	0	0	0	0	0	0
134 Volume depletion, disorders of fluid, electrolyte and acid-base balance	M	1	0	0	0	0	0	1	0	0	0	0	0	0	1	0	1	2	2	1	9	0	9	
	F	0	0	0	1	0	0	0	0	0	0	0	1	0	1	0	1	4	6	7	21	0	21	
	T	1	0	0	1	0	0	1	0	0	0	0	1	0	2	0	2	6	8	8	30	0	30	
135 Other metabolic disorders	M	1	1	0	0	0	0	1	1	0	2	2	1	3	3	1	5	2	1	0	24	0	24	
	F	2	0	0	0	0	0	0	0	0	0	1	0	1	0	3	3	3	3	3	19	0	19	
	T	3	1	0	0	0	0	1	1	0	2	3	1	4	3	4	8	5	4	3	43	0	43	
136 Organic dementia	M	0	0	0	0	0	0	0	0	0	0	1	1	1	3	10	25	54	60	55	210	0	210	
	F	0	0	0	0	0	0	0	0	0	0	0	0	2	4	10	32	82	128	186	444	1	445	
	T	0	0	0	0	0	0	0	0	0	0	1	1	3	7	20	57	136	188	241	654	1	655	
137 Other and unspecified organic mental disorders	M	0	0	0	0	0	1	0	0	0	0	0	1	1	1	1	3	2	0	3	13	0	13	
	F	0	0	0	0	0	0	0	0	0	0	0	1	2	0	0	0	2	1	2	8	0	8	
	T	0	0	0	0	0	1	0	0	0	0	0	2	3	1	1	3	4	1	5	21	0	21	
138 Mental and behavioral disorders due to use of alcohol	M	0	0	0	0	0	0	2	0	7	14	17	8	11	8	2	5	1	2	0	77	3	80	
	F	0	0	0	0	1	1	3	1	1	2	7	5	4	0	0	0	2	1	1	29	3	32	
	T	0	0	0	0	1	1	5	1	8	16	24	13	15	8	2	5	3	3	1	106	6	112	
139 Mental and behavioral disorders due to other psychoactive substance use	M	0	0	0	0	0	0	1	0	3	2	3	0	1	1	1	1	0	1	0	14	2	16	
	F	0	0	0	0	1	0	2	1	1	2	0	1	0	0	0	2	0	0	0	10	0	10	
	T	0	0	0	0	1	0	3	1	4	4	3	1	1	1	1	3	0	1	0	24	2	26	
140 Schizophrenia, schizotypal and delusional disorders	M	0	0	0	0	0	0	0	0	0	0	0	0	0	0	0	1	0	0	0	1	0	1	
	F	0	0	0	0	0	0	0	0	0	0	0	1	0	0	0	0	2	0	2	5	0	5	
	T	0	0	0	0	0	0	0	0	0	0	0	1	0	0	0	1	2	0	2	6	0	6	
141 Mood (affective) disorders	M	0	0	0	0	0	0	0	0	0	0	0	0	0	0	0	0	0	2	0	2	0	2	
	F	0	0	0	0	0	0	0	0	0	0	0	0	0	0	0	2	0	1	1	4	0	4	
	T	0	0	0	0	0	0	0	0	0	0	0	0	0	0	0	2	0	3	1	6	0	6	
142 Neurotic, stress-related and somatoform disorders	M	0	0	0	0	0	0	0	0	0	0	0	0	0	0	0	0	0	0	0	0	0	0	
	F	0	0	0	0	0	0	0	0	0	0	0	0	0	0	0	0	0	0	0	0	0	0	
	T	0	0	0	0	0	0	0	0	0	0	0	0	0	0	0	0	0	0	0	0	0	0	
143 Mental retardation	M	0	0	0	0	0	0	0	0	0	0	0	0	0	0	0	0	0	0	0	0	0	0	
	F	0	0	0	0	0	0	0	0	0	0	0	0	0	0	0	1	0	0	0	1	0	1	
	T	0	0	0	0	0	0	0	0	0	0	0	0	0	0	0	1	0	0	0	1	0	1	
144 Other and unspecified mental and behavioral disorders	M	0	0	0	0	0	0	0	0	0	0	0	0	0	0	0	0	0	0	0	0	0	0	
	F	0	0	0	0	1	0	0	0	0	0	0	0	0	0	0	0	0	1	2	4	0	4	
	T	0	0	0	0	1	0	0	0	0	0	0	0	0	0	0	0	0	1	2	4	0	4	

Table 18

(Continued)

		0-4	5-9	10-14	15-19	20-24	25-29	30-34	35-39	40-44	45-49	50-54	55-59	60-64	65-69	70-74	75-79	80-84	85-89	90+	Res	Non Res	Total	
145 Meningitis	M	1	0	0	0	1	0	0	0	0	0	0	0	0	0	0	0	0	1	0	3	2	5	
	F	1	0	0	0	0	0	0	0	0	0	1	0	1	0	0	0	0	0	0	3	1	4	
	T	2	0	0	0	1	0	0	0	0	0	1	0	1	0	0	0	0	1	0	6	3	9	
146 Other inflammatory diseases of central nervous system	M	0	0	0	0	0	0	0	0	0	0	1	1	0	1	0	0	1	0	0	4	0	4	
	F	0	0	0	0	0	0	0	0	0	0	0	0	0	0	0	0	0	0	0	0	0	0	
	T	0	0	0	0	0	0	0	0	0	0	1	1	0	1	0	0	1	0	0	4	0	4	
147 Parkinson's disease	M	0	0	0	0	0	0	0	0	0	0	0	0	0	3	9	13	23	16	6	70	0	70	
	F	0	0	0	0	0	0	0	0	0	0	1	0	1	0	5	3	9	12	8	39	0	39	
	T	0	0	0	0	0	0	0	0	0	0	1	0	1	3	14	16	32	28	14	109	0	109	
148 Alzheimer's disease	M	0	0	0	0	0	0	0	0	0	0	0	0	2	2	10	19	36	33	32	134	0	134	
	F	0	0	0	0	0	0	0	0	0	0	0	0	4	6	11	25	41	56	98	241	1	242	
	T	0	0	0	0	0	0	0	0	0	0	0	0	6	8	21	44	77	89	130	375	1	376	
149 Multiple sclerosis	M	0	0	0	0	0	0	0	1	1	2	1	4	4	2	0	5	1	0	0	21	0	21	
	F	0	0	0	0	0	0	0	0	2	6	5	4	7	2	6	2	2	2	0	38	1	39	
	T	0	0	0	0	0	0	0	1	3	8	6	8	11	4	6	7	3	2	0	59	1	60	
150 Epilepsy	M	1	0	0	2	3	2	1	1	3	4	2	0	1	0	0	2	0	0	0	22	0	22	
	F	2	0	0	2	0	1	0	0	0	0	0	0	0	2	0	0	1	1	0	9	0	9	
	T	3	0	0	4	3	3	1	1	3	4	2	0	1	2	0	2	1	1	0	31	0	31	
151 Transient cerebral ischemic attacks and related syndromes	M	0	0	0	0	0	0	0	0	0	0	0	0	0	0	0	0	0	0	1	1	0	1	
	F	0	0	0	0	0	0	0	0	0	0	0	0	0	0	0	0	0	0	0	1	1	0	1
	T	0	0	0	0	0	0	0	0	0	0	0	0	0	0	0	0	0	0	0	2	2	0	2
152 Infantile cerebral palsy	M	0	2	1	0	0	1	1	0	0	0	0	0	0	1	0	0	0	0	0	6	0	6	
	F	0	0	1	1	0	0	0	0	1	1	0	0	0	0	0	0	0	0	0	4	0	4	
	T	0	2	2	1	0	1	1	0	1	1	0	0	0	1	0	0	0	0	0	10	0	10	
153 All other diseases of nervous system	M	0	1	1	2	1	1	1	3	5	5	10	10	17	16	11	17	8	9	2	120	0	120	
	F	3	0	1	0	1	0	1	2	1	2	6	2	11	9	6	15	9	6	5	80	1	81	
	T	3	1	2	2	2	1	2	5	6	7	16	12	28	25	17	32	17	15	7	200	1	201	
154 VII. Diseases of the eye and adnexa	M	0	0	0	0	0	0	0	0	0	0	0	0	0	0	0	0	0	0	0	0	0	0	
	F	0	0	0	0	0	0	0	0	0	0	0	0	0	0	0	0	0	0	0	0	0	0	
	T	0	0	0	0	0	0	0	0	0	0	0	0	0	0	0	0	0	0	0	0	0	0	
155 VIII. Diseases of the ear and mastoid process	M	0	0	0	0	0	0	0	0	0	1	0	0	0	0	0	0	0	0	0	1	0	1	
	F	0	0	0	0	0	0	0	0	0	0	0	0	0	0	0	0	0	0	0	0	0	0	
	T	0	0	0	0	0	0	0	0	0	1	0	0	0	0	0	0	0	0	0	1	0	1	
156 Acute rheumatic fever	M	0	0	0	0	0	0	0	0	0	0	0	0	0	0	0	0	1	0	0	1	0	1	
	F	0	0	0	0	0	0	0	0	0	0	0	0	0	1	0	0	0	0	0	1	0	1	
	T	0	0	0	0	0	0	0	0	0	0	0	0	0	1	0	0	1	0	0	2	0	2	

Table 18

(Continued)

		0-4	5-9	10-14	15-19	20-24	25-29	30-34	35-39	40-44	45-49	50-54	55-59	60-64	65-69	70-74	75-79	80-84	85-89	90+	Res	Non Res	Total
157 Rheumatic mitral valve diseases	M	0	0	0	0	0	0	0	0	0	0	1	0	1	0	0	0	1	0	0	3	0	3
	F	0	0	0	0	0	0	0	0	0	0	0	0	0	2	2	0	0	1	1	6	1	7
	T	0	0	0	0	0	0	0	0	0	0	1	0	1	2	2	0	1	1	1	9	1	10
158 Rheumatic aortic valve diseases	M	0	0	0	0	0	0	0	0	0	0	0	1	0	0	0	0	0	0	0	1	0	1
	F	0	0	0	0	0	0	0	0	0	0	0	0	0	0	0	0	0	0	0	0	0	0
	T	0	0	0	0	0	0	0	0	0	0	0	1	0	0	0	0	0	0	0	1	0	1
160 Other chronic rheumatic heart diseases	M	0	0	0	0	0	0	0	0	0	0	0	0	0	1	1	0	1	2	0	5	0	5
	F	0	0	0	0	0	0	0	0	0	0	0	0	1	0	1	0	5	2	6	15	2	17
	T	0	0	0	0	0	0	0	0	0	0	0	0	1	1	2	0	6	4	6	20	2	22
161 Essential (primary) hypertension	M	0	0	0	0	0	0	0	0	0	0	0	2	2	0	1	2	5	4	4	20	0	20
	F	0	0	0	0	0	0	0	0	0	0	0	1	1	0	3	2	6	17	23	53	0	53
	T	0	0	0	0	0	0	0	0	0	0	0	3	3	0	4	4	11	21	27	73	0	73
162 Hypertensive heart disease	M	0	0	0	0	0	0	1	1	1	4	1	2	2	0	1	1	1	1	7	23	1	24
	F	0	0	0	0	0	0	0	0	0	2	1	0	1	1	0	2	7	13	18	45	0	45
	T	0	0	0	0	0	0	1	1	1	6	2	2	3	1	1	3	8	14	25	68	1	69
163 Hypertensive renal disease	M	0	0	0	0	0	0	0	0	0	0	1	0	0	1	0	4	5	6	2	19	0	19
	F	0	0	0	0	0	0	0	0	0	0	0	0	0	0	3	5	4	6	5	23	0	23
	T	0	0	0	0	0	0	0	0	0	0	1	0	0	1	3	9	9	12	7	42	0	42
164 Hypertensive heart and renal disease	M	0	0	0	0	0	0	0	0	0	0	0	0	0	0	0	0	0	0	0	0	0	0
	F	0	0	0	0	0	0	0	0	0	0	0	0	0	0	0	1	0	2	4	7	0	7
	T	0	0	0	0	0	0	0	0	0	0	0	0	0	0	0	1	0	2	4	7	0	7
165 Acute myocardial infarction	M	0	0	0	0	0	0	0	2	10	9	31	44	50	49	97	105	111	116	65	689	19	708
	F	0	0	1	0	0	0	0	2	1	6	10	7	11	26	36	65	80	122	124	491	8	499
	T	0	0	1	0	0	0	0	4	11	15	41	51	61	75	133	170	191	238	189	1180	27	1207
166 Other acute ischemic heart diseases	M	0	0	0	0	0	0	0	0	1	1	2	2	1	3	1	3	2	2	3	21	2	23
	F	0	0	0	0	0	0	0	0	0	0	0	0	0	2	1	1	3	2	1	10	0	10
	T	0	0	0	0	0	0	0	0	1	1	2	2	1	5	2	4	5	4	4	31	2	33
167 Atherosclerotic cardiovascular disease, so described	M	0	0	0	0	0	0	2	3	5	19	39	53	59	62	83	70	60	32	20	507	10	517
	F	0	0	0	0	0	0	1	0	2	1	9	8	21	20	30	38	53	52	51	286	6	292
	T	0	0	0	0	0	0	3	3	7	20	48	61	80	82	113	108	113	84	71	793	16	809
168 All other forms of chronic ischemic heart disease	M	0	0	0	0	2	3	6	4	12	27	42	47	51	62	93	137	161	155	107	909	25	934
	F	0	0	0	0	0	0	1	0	4	4	8	7	14	22	48	65	125	183	249	730	7	737
	T	0	0	0	0	2	3	7	4	16	31	50	54	65	84	141	202	286	338	356	1639	32	1671
169 Pulmonary embolism	M	0	0	0	0	0	0	1	0	0	0	0	0	0	0	6	2	1	1	1	12	0	12
	F	0	0	0	0	0	0	0	1	2	0	2	0	0	1	2	0	1	2	5	16	0	16
	T	0	0	0	0	0	0	1	1	2	0	2	0	0	1	8	2	2	3	6	28	0	28

Table 18

(Continued)

		0-4	5-9	10-14	15-19	20-24	25-29	30-34	35-39	40-44	45-49	50-54	55-59	60-64	65-69	70-74	75-79	80-84	85-89	90+	Res	Non Res	Total
170 Other pulmonary heart disease and diseases of pulmonary circulation	M	0	0	0	0	0	0	0	0	0	0	1	0	0	0	0	1	0	0	0	2	0	2
	F	0	0	0	0	0	0	0	0	0	1	0	1	0	1	0	1	0	0	2	6	0	6
	T	0	0	0	0	0	0	0	0	0	1	1	1	0	1	0	2	0	0	2	8	0	8
171 Acute and subacute endocarditis	M	0	0	0	0	0	0	0	1	0	1	0	1	0	0	0	0	1	1	0	5	0	5
	F	0	0	0	0	0	0	0	0	0	0	0	0	1	0	0	0	0	0	0	1	0	1
	T	0	0	0	0	0	0	0	1	0	1	0	1	1	0	0	0	1	1	0	6	0	6
172 Diseases of pericardium and acute myocarditis	M	0	0	0	0	1	0	0	0	0	0	0	0	1	0	0	1	1	0	0	4	0	4
	F	0	0	0	0	0	0	0	0	0	0	0	0	1	0	0	0	0	0	1	2	0	2
	T	0	0	0	0	1	0	0	0	0	0	0	0	2	0	0	1	1	0	1	6	0	6
173 Nonrheumatic mitral valve disorders	M	0	0	0	0	0	0	0	0	0	0	0	0	1	0	0	1	0	1	1	4	1	5
	F	0	0	0	0	0	0	0	0	0	0	0	0	0	0	2	0	1	2	0	5	0	5
	T	0	0	0	0	0	0	0	0	0	0	0	0	1	0	2	1	1	3	1	9	1	10
174 Nonrheumatic aortic valve disorders	M	0	0	0	0	0	0	1	0	1	0	0	1	2	3	1	6	6	8	5	34	1	35
	F	0	0	0	0	0	0	0	0	0	0	0	0	0	2	0	5	9	5	12	33	1	34
	T	0	0	0	0	0	0	1	0	1	0	0	1	2	5	1	11	15	13	17	67	2	69
175 All other diseases of endocardium	M	0	0	0	0	0	0	0	0	0	0	1	1	0	3	1	4	5	1	1	17	0	17
	F	0	0	0	0	0	0	0	0	0	1	2	0	0	2	0	1	4	7	1	18	0	18
	T	0	0	0	0	0	0	0	0	0	1	3	1	0	5	1	5	9	8	2	35	0	35
176 Cardiomyopathy	M	1	0	0	0	0	1	0	3	0	3	5	5	5	2	5	3	2	3	1	39	0	39
	F	0	0	1	0	0	0	0	0	0	0	2	3	0	0	3	1	2	4	3	19	0	19
	T	1	0	1	0	0	1	0	3	0	3	7	8	5	2	8	4	4	7	4	58	0	58
177 Conduction disorders and cardiac dysrhythmias	M	1	0	0	1	0	1	0	0	0	3	4	0	3	3	3	8	8	15	18	68	0	68
	F	0	0	0	0	0	0	1	0	1	1	1	0	1	1	9	16	15	21	24	91	2	93
	T	1	0	0	1	0	1	1	0	1	4	5	0	4	4	12	24	23	36	42	159	2	161
178 Congestive heart failure	M	1	0	0	0	0	0	0	0	0	0	1	2	2	4	9	14	29	31	35	128	3	131
	F	0	0	0	0	0	0	0	0	0	0	0	0	1	4	5	14	38	48	86	196	0	196
	T	1	0	0	0	0	0	0	0	0	0	1	2	3	8	14	28	67	79	121	324	3	327
179 Other and unspecified heart failure	M	0	0	0	0	0	0	0	0	0	0	0	0	0	2	2	1	2	4	6	17	0	17
	F	0	0	0	0	0	0	0	0	0	0	0	0	1	1	2	4	2	6	20	36	0	36
	T	0	0	0	0	0	0	0	0	0	0	0	0	1	3	4	5	4	10	26	53	0	53
180 Myocarditis, unspecified and myocardial degeneration	M	0	0	0	0	0	0	1	0	0	2	0	0	0	0	0	1	0	0	1	5	0	5
	F	0	0	0	0	0	1	0	0	0	0	0	0	1	0	0	0	0	0	0	2	0	2
	T	0	0	0	0	0	1	1	0	0	2	0	0	1	0	0	1	0	0	1	7	0	7
181 All other and ill-defined forms of heart disease	M	0	0	0	0	0	0	0	0	0	1	1	1	2	2	4	1	4	9	7	32	1	33
	F	0	0	0	0	0	0	0	0	0	0	0	0	0	0	4	3	3	5	11	26	0	26
	T	0	0	0	0	0	0	0	0	0	1	1	1	2	2	8	4	7	14	18	58	1	59

Table 18

(Continued)

		0-4	5-9	10-14	15-19	20-24	25-29	30-34	35-39	40-44	45-49	50-54	55-59	60-64	65-69	70-74	75-79	80-84	85-89	90+	Res	Non Res	Total
182 Subarachnoid hemorrhage	M	0	0	0	0	1	1	2	2	2	6	2	2	0	4	2	2	1	1	1	29	1	30
	F	0	0	0	0	0	0	0	1	2	3	4	1	4	6	3	5	4	1	2	36	2	38
	T	0	0	0	0	1	1	2	3	4	9	6	3	4	10	5	7	5	2	3	65	3	68
183 Intracerebral and other intracranial hemorrhage	M	1	0	0	0	0	0	0	1	1	1	3	5	2	7	8	19	18	11	4	81	2	83
	F	0	0	0	0	0	0	0	0	1	3	1	0	4	4	13	12	16	18	10	82	2	84
	T	1	0	0	0	0	0	0	1	2	4	4	5	6	11	21	31	34	29	14	163	4	167
184 Cerebral infarction	M	0	0	0	0	0	0	0	0	0	2	1	1	3	3	6	5	4	4	3	32	1	33
	F	0	0	0	0	0	0	0	0	0	0	2	0	1	1	5	7	6	8	13	43	0	43
	T	0	0	0	0	0	0	0	0	0	2	3	1	4	4	11	12	10	12	16	75	1	76
185 Stroke, not specified as hemorrhage or infarction	M	0	0	0	0	0	0	0	0	1	1	1	3	7	9	34	48	65	65	47	281	2	283
	F	0	0	0	0	0	0	0	0	1	0	2	0	4	11	17	38	89	133	133	428	6	434
	T	0	0	0	0	0	0	0	0	2	1	3	3	11	20	51	86	154	198	180	709	8	717
186 Other cerebrovascular diseases and their sequelae	M	0	0	0	0	0	0	0	1	1	0	1	3	5	3	6	24	13	18	10	85	1	86
	F	0	0	0	0	0	0	0	0	1	1	2	3	2	5	9	7	18	26	40	114	0	114
	T	0	0	0	0	0	0	0	1	2	1	3	6	7	8	15	31	31	44	50	199	1	200
187 Atherosclerosis	M	0	0	0	0	0	0	0	0	0	0	0	1	0	2	5	13	20	17	25	83	0	83
	F	0	0	0	0	0	0	0	0	0	1	0	0	4	2	4	12	16	24	43	106	0	106
	T	0	0	0	0	0	0	0	0	0	1	0	1	4	4	9	25	36	41	68	189	0	189
188 Aortic aneurysm and dissection	M	0	0	0	0	0	0	0	0	1	4	2	8	8	11	17	10	9	14	5	89	2	91
	F	0	0	0	0	0	0	0	0	0	0	1	0	1	4	7	8	9	11	4	45	0	45
	T	0	0	0	0	0	0	0	0	1	4	3	8	9	15	24	18	18	25	9	134	2	136
189 Other diseases of arteries, arterioles and capillaries	M	0	0	0	0	0	0	0	0	0	0	2	2	0	1	1	5	6	4	5	26	0	26
	F	0	0	0	0	0	0	0	0	0	0	0	0	2	1	0	6	8	4	13	34	0	34
	T	0	0	0	0	0	0	0	0	0	0	2	2	2	2	1	11	14	8	18	60	0	60
190 Phlebitis, thrombophlebitis, venous embolism and thrombosis	M	0	0	0	0	0	0	2	0	0	1	0	0	2	0	0	0	1	0	0	6	0	6
	F	0	0	0	0	1	0	0	0	0	1	0	0	0	0	0	0	1	2	1	6	0	6
	T	0	0	0	0	1	0	2	0	0	2	0	0	2	0	0	0	2	2	1	12	0	12
192 Acute pharyngitis and tonsillitis	M	0	0	0	0	0	0	0	0	0	0	0	0	0	0	0	0	0	0	0	0	0	0
	F	0	0	0	0	0	0	0	0	0	0	0	0	0	0	0	0	0	0	0	0	0	0
	T	0	0	0	0	0	0	0	0	0	0	0	0	0	0	0	0	0	0	0	0	0	0
193 Acute laryngitis and tracheitis	M	0	0	0	0	0	0	0	0	0	0	0	0	0	0	0	0	0	0	0	0	0	0
	F	0	0	0	0	0	0	0	0	0	0	0	0	0	0	0	0	0	0	0	0	0	0
	T	0	0	0	0	0	0	0	0	0	0	0	0	0	0	0	0	0	0	0	0	0	0
194 Other and unspecified acute upper respiratory infections	M	0	0	0	0	0	0	0	0	0	0	0	0	0	0	0	0	0	0	0	0	0	0
	F	0	0	0	0	0	0	0	0	0	0	0	0	0	0	0	0	0	0	1	1	0	1
	T	0	0	0	0	0	0	0	0	0	0	0	0	0	0	0	0	0	0	1	1	0	1

Table 18

(Continued)

		0-4	5-9	10-14	15-19	20-24	25-29	30-34	35-39	40-44	45-49	50-54	55-59	60-64	65-69	70-74	75-79	80-84	85-89	90+	Res	Non Res	Total	
195 Influenza	M	0	0	0	0	0	0	0	0	0	0	0	0	0	0	0	1	2	2	0	5	0	5	
	F	0	0	0	0	0	0	0	0	0	0	0	0	0	0	0	1	1	3	5	10	0	10	
	T	0	0	0	0	0	0	0	0	0	0	0	0	0	0	0	2	3	5	5	15	0	15	
196 Viral pneumonia, not elsewhere classified	M	1	0	0	0	0	0	0	0	0	0	0	0	0	0	1	0	0	0	1	3	0	3	
	F	0	0	0	0	0	0	0	0	0	0	0	0	1	0	0	0	1	0	1	3	2	5	
	T	1	0	0	0	0	0	0	0	0	0	0	0	1	0	1	0	1	0	2	6	2	8	
197 Bacterial pneumonia	M	1	0	0	0	0	0	0	1	0	1	2	1	2	0	0	3	1	2	2	2	16	0	16
	F	0	0	0	0	0	0	0	0	1	1	1	0	0	0	0	1	1	0	2	7	0	7	
	T	1	0	0	0	0	0	0	1	1	2	3	1	2	0	0	4	2	2	4	23	0	23	
198 Pneumonia due to other or unspecified organisms	M	1	1	0	0	1	2	0	1	6	9	11	9	6	6	9	27	36	39	61	225	2	227	
	F	0	0	0	0	1	1	3	1	2	3	3	4	3	4	9	21	29	48	89	221	2	223	
	T	1	1	0	0	2	3	3	2	8	12	14	13	9	10	18	48	65	87	150	446	4	450	
199 Acute bronchitis and bronchiolitis	M	1	0	0	0	0	0	0	0	1	1	1	0	1	0	2	0	0	1	8	1	9		
	F	0	0	0	0	0	0	0	0	1	0	0	0	0	0	0	0	1	1	1	4	0	4	
	T	1	0	0	0	0	0	0	0	1	1	1	1	0	1	0	2	1	1	2	12	1	13	
200 Unspecified acute lower respiratory infection	M	0	0	0	0	0	0	0	0	0	0	0	1	0	0	0	0	0	0	1	2	0	2	
	F	0	0	0	0	0	0	0	0	0	0	0	0	0	0	0	0	1	1	0	2	0	2	
	T	0	0	0	0	0	0	0	0	0	0	0	1	0	0	0	0	1	1	1	4	0	4	
201 Other diseases of upper respiratory tract	M	0	0	2	0	0	0	0	0	0	0	0	0	0	1	0	0	0	1	0	4	0	4	
	F	0	0	0	0	0	0	0	0	0	0	0	0	0	0	0	0	0	0	0	0	0	0	
	T	0	0	2	0	0	0	0	0	0	0	0	0	0	1	0	0	0	1	0	4	0	4	
202 Bronchitis, not specified as acute or chronic	M	0	0	0	0	0	0	0	0	0	0	0	0	0	0	0	0	0	0	3	3	0	3	
	F	0	0	0	0	0	0	0	0	0	0	0	0	0	0	0	1	0	1	0	2	0	2	
	T	0	0	0	0	0	0	0	0	0	0	0	0	0	0	0	1	0	1	3	5	0	5	
203 Chronic bronchitis	M	0	0	0	0	0	0	0	0	0	0	0	0	0	0	0	0	1	1	0	2	0	2	
	F	0	0	0	0	0	0	0	0	0	0	0	0	0	0	0	0	0	0	0	0	0	0	
	T	0	0	0	0	0	0	0	0	0	0	0	0	0	0	0	0	1	1	0	2	0	2	
204 Emphysema	M	0	0	0	0	0	0	0	0	0	0	1	0	1	4	7	9	8	5	4	39	0	39	
	F	0	0	0	0	0	0	0	0	1	1	0	1	1	4	4	8	0	1	21	0	21		
	T	0	0	0	0	0	0	0	0	1	2	0	2	5	11	13	16	5	5	60	0	60		
205 Other chronic obstructive pulmonary disease	M	0	0	0	0	0	0	0	0	1	6	11	13	31	51	81	114	75	46	429	4	433		
	F	0	0	0	0	0	0	0	0	1	2	1	12	13	24	31	62	60	74	68	348	2	350	
	T	0	0	0	0	0	0	0	0	1	3	7	23	26	55	82	143	174	149	114	777	6	783	
206 Asthma	M	0	0	0	1	0	1	1	0	1	0	0	0	0	0	1	0	1	1	0	7	0	7	
	F	0	0	0	0	0	0	0	2	0	1	0	1	2	0	3	0	1	0	5	15	0	15	
	T	0	0	0	1	0	1	1	2	1	1	0	1	2	0	4	0	2	1	5	22	0	22	

Table 18

(Continued)

		0-4	5-9	10-14	15-19	20-24	25-29	30-34	35-39	40-44	45-49	50-54	55-59	60-64	65-69	70-74	75-79	80-84	85-89	90+	Res	Non Res	Total
207 Bronchiectasis	M	0	0	0	0	0	0	0	0	0	0	0	0	0	0	2	0	0	0	0	2	0	2
	F	0	0	0	0	0	0	0	0	0	0	0	0	2	2	1	0	0	3	1	9	0	9
	T	0	0	0	0	0	0	0	0	0	0	0	0	2	2	3	0	0	3	1	11	0	11
208 Pneumoconioses and chemical effects	M	0	0	0	0	0	0	0	0	0	1	1	1	0	0	1	2	2	2	0	10	0	10
	F	0	0	0	0	0	0	0	0	0	0	1	0	0	0	0	0	0	0	0	1	0	1
	T	0	0	0	0	0	0	0	0	0	1	2	1	0	0	1	2	2	2	0	11	0	11
209 Pneumonitis due to food and vomit	M	0	0	0	0	0	0	0	1	0	3	5	4	3	4	7	13	33	24	26	123	1	124
	F	0	0	0	0	1	0	0	0	1	0	1	1	1	1	3	10	25	27	25	96	0	96
	T	0	0	0	0	1	0	0	1	1	3	6	5	4	5	10	23	58	51	51	219	1	220
210 Other pneumonitis due to solids and liquids	M	0	0	0	0	0	0	0	0	0	0	0	0	0	0	0	0	0	0	0	0	0	0
	F	0	0	0	0	0	0	0	0	0	0	0	0	0	0	0	0	0	0	0	0	0	0
	T	0	0	0	0	0	0	0	0	0	0	0	0	0	0	0	0	0	0	0	0	0	0
211 Other lung diseases due to external agents	M	0	0	0	0	0	0	0	0	0	0	1	0	0	0	0	2	1	1	0	5	0	5
	F	0	0	0	0	0	0	0	0	0	0	0	0	1	0	1	0	0	0	2	4	0	4
	T	0	0	0	0	0	0	0	0	0	0	1	0	1	0	1	2	1	1	2	9	0	9
212 Suppurative and necrotic conditions of lower respiratory tract	M	0	0	0	0	0	0	0	0	0	0	0	1	0	0	0	0	1	0	0	2	0	2
	F	0	0	0	0	0	0	0	1	0	0	0	0	0	0	0	0	1	2	0	4	0	4
	T	0	0	0	0	0	0	0	1	0	0	0	1	0	0	0	0	2	2	0	6	0	6
213 Pleural effusion and plaque	M	0	0	0	0	0	0	0	0	0	0	0	0	1	0	0	1	1	0	2	5	0	5
	F	0	0	0	0	0	0	0	0	0	0	0	0	0	0	0	1	0	0	3	4	1	5
	T	0	0	0	0	0	0	0	0	0	0	0	0	1	0	0	2	1	0	5	9	1	10
214 All other diseases of respiratory system	M	1	1	0	0	0	0	0	0	0	2	3	3	11	9	12	12	17	12	6	89	4	93
	F	0	0	0	1	0	0	0	1	1	1	0	2	6	4	3	13	10	20	12	74	0	74
	T	1	1	0	1	0	0	0	1	1	3	3	5	17	13	15	25	27	32	18	163	4	167
215 Diseases of oral cavity, salivary glands and jaws	M	0	0	0	0	0	0	0	0	0	0	0	0	0	0	0	0	0	0	0	0	0	0
	F	0	0	0	0	0	0	0	0	0	0	0	0	0	0	0	0	0	0	0	0	0	0
	T	0	0	0	0	0	0	0	0	0	0	0	0	0	0	0	0	0	0	0	0	0	0
216 Diseases of esophagus	M	0	0	0	0	0	0	0	0	0	0	0	0	0	0	3	2	1	1	3	10	1	11
	F	0	0	0	0	0	0	0	0	0	0	0	0	0	0	0	0	1	2	5	8	0	8
	T	0	0	0	0	0	0	0	0	0	0	0	0	0	0	3	2	2	3	8	18	1	19
217 Gastric ulcer	M	0	0	0	0	0	0	0	0	0	0	0	1	0	0	1	0	0	0	0	2	0	2
	F	0	0	0	0	0	0	0	0	0	0	0	0	1	1	0	1	1	0	2	6	0	6
	T	0	0	0	0	0	0	0	0	0	0	0	1	1	1	1	1	1	0	2	8	0	8
218 Duodenal ulcer	M	0	0	0	0	0	0	0	0	0	0	1	0	0	2	1	0	1	1	0	6	1	7
	F	0	0	0	0	0	0	0	0	0	1	0	0	0	0	1	3	2	0	3	10	0	10
	T	0	0	0	0	0	0	0	0	0	1	1	0	0	2	2	3	3	1	3	16	1	17

Table 18

(Continued)

		0-4	5-9	10-14	15-19	20-24	25-29	30-34	35-39	40-44	45-49	50-54	55-59	60-64	65-69	70-74	75-79	80-84	85-89	90+	Res	Non Res	Total
219 Peptic ulcer, site unspecified	M	0	0	0	0	0	0	0	0	0	0	1	0	0	3	2	1	0	0	1	8	0	8
	F	0	0	0	0	0	0	0	0	0	0	1	0	0	0	1	0	2	1	0	5	0	5
	T	0	0	0	0	0	0	0	0	0	0	2	0	0	3	3	1	2	1	1	13	0	13
220 Gastrojejunal ulcer	M	0	0	0	0	0	0	0	0	0	0	0	0	0	0	0	0	0	0	0	0	0	0
	F	0	0	0	0	0	0	0	0	0	0	0	0	0	0	0	0	0	0	0	0	0	0
	T	0	0	0	0	0	0	0	0	0	0	0	0	0	0	0	0	0	0	0	0	0	0
221 Gastritis and duodenitis	M	0	0	0	0	0	0	0	0	0	0	0	0	0	0	0	0	0	0	0	0	0	0
	F	0	0	0	0	0	0	0	0	0	0	0	0	0	0	0	0	0	0	0	0	0	0
	T	0	0	0	0	0	0	0	0	0	0	0	0	0	0	0	0	0	0	0	0	0	0
222 Dyspepsia and other diseases of stomach and duodenum	M	0	0	0	0	0	0	0	0	0	0	0	0	0	0	0	0	1	0	0	1	0	1
	F	0	0	0	0	0	0	0	0	0	1	0	0	1	0	0	3	1	1	3	10	0	10
	T	0	0	0	0	0	0	0	0	0	1	0	0	1	0	0	3	2	1	3	11	0	11
223 Diseases of appendix	M	0	0	0	0	0	0	0	0	0	0	0	0	0	0	1	0	0	0	0	1	0	1
	F	0	0	0	0	0	0	0	0	0	0	0	0	0	0	0	0	0	0	0	0	0	0
	T	0	0	0	0	0	0	0	0	0	0	0	0	0	0	1	0	0	0	0	1	0	1
224 Hernia	M	1	0	0	0	0	0	0	0	0	0	0	0	0	0	2	1	0	1	1	6	0	6
	F	0	0	0	0	0	0	0	1	1	0	0	0	0	1	0	1	2	1	0	7	0	7
	T	1	0	0	0	0	0	0	1	1	0	0	0	0	1	2	2	2	2	1	13	0	13
225 Crohn's disease and ulcerative colitis	M	0	0	0	0	0	0	1	0	0	0	0	0	1	0	0	1	0	0	0	3	0	3
	F	0	0	0	0	0	0	0	0	0	0	0	0	1	1	0	0	0	2	0	4	0	4
	T	0	0	0	0	0	0	1	0	0	0	0	0	2	1	0	1	0	2	0	7	0	7
226 Vascular disorders and obstruction of intestine without hernia	M	2	1	0	0	1	0	0	0	0	0	1	3	3	3	10	12	11	9	6	62	4	66
	F	0	0	0	0	0	0	0	0	0	2	2	4	5	6	8	21	22	19	27	116	3	119
	T	2	1	0	0	1	0	0	0	0	2	3	7	8	9	18	33	33	28	33	178	7	185
227 Diverticular disease of intestine	M	0	0	0	0	0	0	0	0	0	1	0	2	0	2	1	0	3	4	2	15	0	15
	F	0	0	0	0	0	0	0	0	0	0	0	1	0	1	0	1	6	3	2	14	0	14
	T	0	0	0	0	0	0	0	0	0	1	0	3	0	3	1	1	9	7	4	29	0	29
228 Other diseases of intestines and peritoneum	M	0	0	0	0	0	0	0	0	0	0	0	0	0	3	4	3	3	3	1	17	1	18
	F	2	0	0	0	0	1	0	0	0	1	0	1	0	2	3	1	6	11	5	33	1	34
	T	2	0	0	0	0	1	0	0	0	1	0	1	0	5	7	4	9	14	6	50	2	52
229 Diseases of peritoneum	M	0	0	0	0	0	0	0	0	0	0	0	1	0	1	0	2	1	0	0	5	1	6
	F	0	0	0	0	0	0	0	0	0	0	0	1	1	0	1	1	2	2	1	9	1	10
	T	0	0	0	0	0	0	0	0	0	0	0	2	1	1	1	3	3	2	1	14	2	16
230 Alcoholic liver disease	M	0	0	0	0	0	1	0	1	6	12	14	10	10	9	5	6	3	0	0	77	2	79
	F	0	0	0	0	1	0	1	0	6	5	8	7	3	2	1	0	2	0	0	36	0	36
	T	0	0	0	0	1	1	1	1	12	17	22	17	13	11	6	6	5	0	0	113	2	115

Table 18

(Continued)

		0-4	5-9	10-14	15-19	20-24	25-29	30-34	35-39	40-44	45-49	50-54	55-59	60-64	65-69	70-74	75-79	80-84	85-89	90+	Res	Non Res	Total	
231 Chronic hepatitis, not elsewhere classified	M	0	0	0	0	0	0	0	0	0	0	0	0	0	0	0	0	0	0	0	0	0	0	
	F	0	0	0	0	0	0	0	0	0	0	0	0	0	0	0	0	0	0	0	0	0	0	0
	T	0	0	0	0	0	0	0	0	0	0	0	0	0	0	0	0	0	0	0	0	0	0	0
232 Fibrosis and cirrhosis of liver	M	0	0	0	0	0	0	0	0	0	2	5	2	2	3	9	6	2	2	0	33	1	34	
	F	0	0	0	0	0	0	0	1	2	1	1	5	1	7	7	7	4	2	0	38	0	38	
	T	0	0	0	0	0	0	0	1	2	3	6	7	3	10	16	13	6	4	0	71	1	72	
233 Other diseases of liver	M	0	0	0	0	0	0	0	0	3	3	5	5	6	9	3	7	5	2	0	48	3	51	
	F	0	0	0	0	0	0	0	1	2	2	2	4	2	3	3	2	3	1	2	27	1	28	
	T	0	0	0	0	0	0	0	1	5	5	7	9	8	12	6	9	8	3	2	75	4	79	
234 Cholelithiasis and other disorders of gallbladder	M	0	0	0	0	0	0	0	0	0	0	0	0	0	0	2	2	2	1	1	8	0	8	
	F	0	0	0	0	0	0	0	1	0	0	0	0	0	0	0	0	2	2	5	10	0	10	
	T	0	0	0	0	0	0	0	1	0	0	0	0	0	0	2	2	4	3	6	18	0	18	
235 Pancreatitis	M	0	0	0	0	0	0	0	0	0	0	1	0	0	0	0	0	0	0	0	1	0	1	
	F	0	0	0	0	0	0	0	0	1	0	1	0	0	0	0	0	1	0	0	3	0	3	
	T	0	0	0	0	0	0	0	0	1	0	2	0	0	0	0	0	1	0	0	4	0	4	
236 Other disorders of biliary tract and pancreas	M	0	0	0	0	0	0	0	0	1	0	0	0	0	0	1	0	0	2	0	4	0	4	
	F	1	0	0	0	0	0	0	0	0	0	0	0	1	1	1	1	2	2	1	10	0	10	
	T	1	0	0	0	0	0	0	0	1	0	0	0	1	1	2	1	2	4	1	14	0	14	
237 All other diseases of digestive system	M	0	0	0	0	1	0	0	0	0	0	1	3	0	1	2	2	11	3	5	29	0	29	
	F	0	0	0	0	0	0	0	0	0	0	2	2	0	0	3	2	10	8	16	43	0	43	
	T	0	0	0	0	1	0	0	0	0	0	3	5	0	1	5	4	21	11	21	72	0	72	
238 Infections of skin and subcutaneous tissue	M	0	0	0	0	0	0	0	0	0	0	0	1	0	1	0	1	1	0	1	5	1	6	
	F	0	0	0	0	0	0	0	1	0	1	0	0	0	0	0	2	1	1	0	6	0	6	
	T	0	0	0	0	0	0	0	1	0	1	0	1	0	1	0	3	2	1	1	11	1	12	
239 Other and unspecified diseases of skin and subcutaneous tissue	M	0	0	0	0	0	0	0	0	0	0	0	1	0	0	2	1	0	0	0	4	0	4	
	F	0	0	0	0	0	0	0	0	0	0	0	0	0	0	0	0	0	1	4	5	0	5	
	T	0	0	0	0	0	0	0	0	0	0	0	1	0	0	2	1	0	1	4	9	0	9	
240 Rheumatoid arthritis and related inflammatory polyarthropathies	M	0	0	0	0	0	0	0	0	0	0	0	1	0	2	1	0	0	0	0	4	0	4	
	F	0	0	0	0	0	0	0	0	0	0	1	3	0	0	2	5	8	2	4	25	0	25	
	T	0	0	0	0	0	0	0	0	0	0	1	4	0	2	3	5	8	2	4	29	0	29	
241 Systemic lupus erythematosus	M	0	0	0	0	0	0	0	0	0	0	0	0	0	0	0	0	0	0	0	0	0	0	
	F	0	0	0	0	1	0	0	0	3	0	1	0	1	1	1	0	0	1	0	9	0	9	
	T	0	0	0	0	1	0	0	0	3	0	1	0	1	1	1	0	0	1	0	9	0	9	
242 Other arthropathies and related disorders	M	0	0	0	0	0	0	0	0	1	1	0	4	1	1	3	3	2	3	2	21	0	21	
	F	0	0	0	0	0	0	0	1	1	1	0	4	0	0	1	3	7	6	5	29	1	30	
	T	0	0	0	0	0	0	0	1	2	2	0	8	1	1	4	6	9	9	7	50	1	51	

Table 18

(Continued)

		0-4	5-9	10-14	15-19	20-24	25-29	30-34	35-39	40-44	45-49	50-54	55-59	60-64	65-69	70-74	75-79	80-84	85-89	90+	Res	Non Res	Total
243 Dorsopathies	M	0	0	0	0	1	0	0	0	0	0	0	0	0	0	1	1	1	0	0	4	0	4
	F	0	0	0	0	0	0	0	0	0	0	0	0	3	0	0	0	0	3	2	8	0	8
	T	0	0	0	0	1	0	0	0	0	0	0	0	3	0	1	1	1	3	2	12	0	12
244 Soft tissue disorders	M	0	0	0	0	0	0	0	1	0	0	0	0	0	1	1	0	1	0	2	6	0	6
	F	0	0	0	0	0	0	0	0	0	0	0	0	0	0	0	0	0	1	0	1	0	1
	T	0	0	0	0	0	0	0	1	0	0	0	0	0	1	1	0	1	1	2	7	0	7
245 Osteoporosis	M	0	0	0	0	0	0	0	0	0	0	0	0	0	0	0	0	2	1	1	4	0	4
	F	0	0	0	0	0	0	0	0	0	0	0	0	0	0	0	1	1	4	9	15	0	15
	T	0	0	0	0	0	0	0	0	0	0	0	0	0	0	1	3	5	10	19	0	0	19
246 Other osteopathies, chondropathies and disorders of musculoskeletal system and connective tissue	M	0	0	0	0	0	0	0	0	0	0	0	0	0	0	1	0	0	1	0	2	0	2
	F	0	0	0	0	0	0	0	0	0	0	0	0	0	0	0	1	0	0	1	2	0	2
	T	0	0	0	0	0	0	0	0	0	0	0	0	0	0	1	1	0	1	1	4	0	4
247 Acute and rapidly progressive nephritic syndrome	M	0	0	0	0	0	0	0	0	0	0	0	0	0	0	0	0	0	0	0	0	0	0
	F	0	0	0	0	0	0	0	0	0	0	0	0	0	0	0	0	0	0	0	0	0	0
	T	0	0	0	0	0	0	0	0	0	0	0	0	0	0	0	0	0	0	0	0	0	0
248 Nephrotic syndrome	M	0	0	0	0	0	0	0	0	0	0	0	0	0	0	0	0	0	0	0	0	0	0
	F	0	0	0	0	0	0	0	0	0	0	0	0	0	0	0	0	0	0	0	0	0	0
	T	0	0	0	0	0	0	0	0	0	0	0	0	0	0	0	0	0	0	0	0	0	0
249 Other and unspecified glomerular diseases	M	0	0	0	0	0	0	0	0	0	0	0	0	0	0	0	1	0	0	1	2	0	2
	F	0	0	0	0	0	0	0	0	0	0	0	0	0	0	0	1	0	0	0	1	0	1
	T	0	0	0	0	0	0	0	0	0	0	0	0	0	0	0	2	0	0	1	3	0	3
250 Renal tubulo-interstitial diseases	M	0	0	0	0	0	0	0	0	0	0	0	0	1	0	0	1	1	0	0	3	0	3
	F	0	0	0	0	0	0	0	1	0	0	0	0	0	0	1	1	3	1	4	11	1	12
	T	0	0	0	0	0	0	0	1	0	0	0	0	1	0	1	2	4	1	4	14	1	15
251 Renal failure	M	0	0	0	0	0	0	0	0	0	2	2	6	5	5	17	17	31	24	20	129	1	130
	F	0	0	0	0	0	0	1	0	0	0	3	3	1	8	11	15	27	21	38	128	3	131
	T	0	0	0	0	0	0	1	0	0	2	5	9	6	13	28	32	58	45	58	257	4	261
252 Urolithiasis	M	0	0	0	0	0	0	0	0	0	0	0	0	0	0	0	0	0	0	0	0	0	0
	F	0	0	0	0	0	0	0	0	0	0	0	0	0	1	0	0	0	0	2	3	0	3
	T	0	0	0	0	0	0	0	0	0	0	0	0	0	1	0	0	0	0	2	3	0	3
253 Other and unspecified disorders of kidney	M	0	0	0	0	0	0	0	0	0	0	0	0	0	0	0	0	0	0	0	0	0	0
	F	0	0	0	0	0	0	0	0	0	0	0	0	0	0	0	0	0	0	0	0	0	0
	T	0	0	0	0	0	0	0	0	0	0	0	0	0	0	0	0	0	0	0	0	0	0
254 Urinary tract infection, site not specified	M	0	0	0	0	0	0	0	0	0	0	0	0	0	4	1	8	8	12	11	44	1	45
	F	1	0	0	0	0	0	0	0	0	0	1	1	1	1	2	4	10	15	20	56	0	56
	T	1	0	0	0	0	0	0	0	0	0	1	1	1	5	3	12	18	27	31	100	1	101

Table 18

(Continued)

		0-4	5-9	10-14	15-19	20-24	25-29	30-34	35-39	40-44	45-49	50-54	55-59	60-64	65-69	70-74	75-79	80-84	85-89	90+	Res	Non Res	Total		
267 Hemorrhage of pregnancy and childbirth and placenta previa	M	0	0	0	0	0	0	0	0	0	0	0	0	0	0	0	0	0	0	0	0	0	0	0	
	F	0	0	0	0	0	0	0	0	0	0	0	0	0	0	0	0	0	0	0	0	0	0	0	0
	T	0	0	0	0	0	0	0	0	0	0	0	0	0	0	0	0	0	0	0	0	0	0	0	0
268 Obstetric embolism	M	0	0	0	0	0	0	0	0	0	0	0	0	0	0	0	0	0	0	0	0	0	0	0	0
	F	0	0	0	0	0	0	0	1	0	0	0	0	0	0	0	0	0	0	0	0	1	0	1	1
	T	0	0	0	0	0	0	0	1	0	0	0	0	0	0	0	0	0	0	0	0	1	0	1	1
269 Other complications predominately related to the puerperium	M	0	0	0	0	0	0	0	0	0	0	0	0	0	0	0	0	0	0	0	0	0	0	0	0
	F	0	0	0	0	0	0	0	0	0	0	0	0	0	0	0	0	0	0	0	0	0	0	0	0
	T	0	0	0	0	0	0	0	0	0	0	0	0	0	0	0	0	0	0	0	0	0	0	0	0
270 All other direct obstetric causes	M	0	0	0	0	0	0	0	0	0	0	0	0	0	0	0	0	0	0	0	0	0	0	0	0
	F	0	0	0	0	0	0	1	0	0	0	0	0	0	0	0	0	0	0	0	0	1	0	1	1
	T	0	0	0	0	0	0	1	0	0	0	0	0	0	0	0	0	0	0	0	0	1	0	1	1
271 Obstetric death of unspecified cause	M	0	0	0	0	0	0	0	0	0	0	0	0	0	0	0	0	0	0	0	0	0	0	0	0
	F	0	0	0	0	0	0	0	0	0	0	0	0	0	0	0	0	0	0	0	0	0	0	0	0
	T	0	0	0	0	0	0	0	0	0	0	0	0	0	0	0	0	0	0	0	0	0	0	0	0
272 Other deaths related to pregnancy, childbirth and the puerperium	M	0	0	0	0	0	0	0	0	0	0	0	0	0	0	0	0	0	0	0	0	0	0	0	0
	F	0	0	0	0	0	0	0	0	0	0	0	0	0	0	0	0	0	0	0	0	0	0	0	0
	T	0	0	0	0	0	0	0	0	0	0	0	0	0	0	0	0	0	0	0	0	0	0	0	0
273 Indirect obstetric deaths	M	0	0	0	0	0	0	0	0	0	0	0	0	0	0	0	0	0	0	0	0	0	0	0	0
	F	0	0	0	0	0	0	0	0	0	0	0	0	0	0	0	0	0	0	0	0	0	0	0	0
	T	0	0	0	0	0	0	0	0	0	0	0	0	0	0	0	0	0	0	0	0	0	0	0	0
274 Newborn affected by maternal factors and by complications of pregnancy, labour and delivery	M	29	0	0	0	0	0	0	0	0	0	0	0	0	0	0	0	0	0	0	0	29	0	29	29
	F	26	0	0	0	0	0	0	0	0	0	0	0	0	0	0	0	0	0	0	0	26	1	27	27
	T	55	0	0	0	0	0	0	0	0	0	0	0	0	0	0	0	0	0	0	0	55	1	56	56
275 Disorders related to short gestation and low birth weight, not elsewhere classified	M	15	0	0	0	0	0	0	0	0	0	0	0	0	0	0	0	0	0	0	0	15	0	15	15
	F	10	0	0	0	0	0	0	0	0	0	0	0	0	0	0	0	0	0	0	0	10	0	10	10
	T	25	0	0	0	0	0	0	0	0	0	0	0	0	0	0	0	0	0	0	0	25	0	25	25
276 Birth trauma	M	0	0	0	0	0	0	0	0	0	0	0	0	0	0	0	0	0	0	0	0	0	0	0	0
	F	0	0	0	0	0	0	0	0	0	0	0	0	0	0	0	0	0	0	0	0	0	0	0	0
	T	0	0	0	0	0	0	0	0	0	0	0	0	0	0	0	0	0	0	0	0	0	0	0	0
277 Intrauterine hypoxia and birth asphyxia	M	3	0	0	0	0	0	0	0	0	0	0	0	0	0	0	0	0	0	0	0	3	0	3	3
	F	4	0	0	0	0	0	0	0	0	0	0	0	0	0	0	0	0	0	0	0	4	0	4	4
	T	7	0	0	0	0	0	0	0	0	0	0	0	0	0	0	0	0	0	0	0	7	0	7	7
278 Respiratory distress of newborn	M	5	0	0	0	0	0	0	0	0	0	0	0	0	0	0	0	0	0	0	0	5	0	5	5
	F	6	0	0	0	0	0	0	0	0	0	0	0	0	0	0	0	0	0	0	0	6	0	6	6
	T	11	0	0	0	0	0	0	0	0	0	0	0	0	0	0	0	0	0	0	0	11	0	11	11

Table 18

(Continued)

		0-4	5-9	10-14	15-19	20-24	25-29	30-34	35-39	40-44	45-49	50-54	55-59	60-64	65-69	70-74	75-79	80-84	85-89	90+	Res	Non Res	Total	
279 Other respiratory conditions originating in the perinatal period	M	3	0	0	0	0	0	0	0	0	0	0	0	0	0	0	0	0	0	0	0	3	0	3
	F	2	0	0	0	0	0	0	0	0	0	0	0	0	0	0	0	0	0	0	0	2	0	2
	T	5	0	0	0	0	0	0	0	0	0	0	0	0	0	0	0	0	0	0	0	5	0	5
280 Infections specific to the perinatal period	M	2	0	0	0	0	0	0	0	0	0	0	0	0	0	0	0	0	0	0	0	2	0	2
	F	0	0	0	0	0	0	0	0	0	0	0	0	0	0	0	0	0	0	0	0	0	0	0
	T	2	0	0	0	0	0	0	0	0	0	0	0	0	0	0	0	0	0	0	0	2	0	2
281 Other and unspecified conditions originating in the perinatal period	M	10	0	0	0	0	0	0	0	0	0	0	0	0	0	0	0	0	0	0	0	10	1	11
	F	12	0	0	0	0	0	0	0	0	0	0	0	0	0	0	0	0	0	0	0	12	1	13
	T	22	0	0	0	0	0	0	0	0	0	0	0	0	0	0	0	0	0	0	0	22	2	24
282 Anencephaly and similar malformations	M	0	0	0	0	0	0	0	0	0	0	0	0	0	0	0	0	0	0	0	0	0	0	0
	F	0	0	0	0	0	0	0	0	0	0	0	0	0	0	0	0	0	0	0	0	0	0	0
	T	0	0	0	0	0	0	0	0	0	0	0	0	0	0	0	0	0	0	0	0	0	0	0
283 Spina bifida	M	0	0	0	0	0	0	0	0	0	0	0	1	0	0	0	0	0	0	0	0	1	0	1
	F	1	0	0	0	0	0	0	0	0	0	0	0	0	0	0	0	0	0	0	0	1	0	1
	T	1	0	0	0	0	0	0	0	0	0	0	1	0	0	0	0	0	0	0	0	2	0	2
284 All other congenital malformations of nervous system	M	3	0	0	0	1	0	0	0	0	0	0	0	0	0	0	0	0	0	0	0	4	0	4
	F	3	0	0	0	0	1	1	0	0	0	0	0	0	0	0	0	0	0	0	0	5	0	5
	T	6	0	0	0	1	1	1	0	0	0	0	0	0	0	0	0	0	0	0	0	9	0	9
285 Congenital malformations of heart	M	6	1	0	2	0	1	1	1	1	1	0	2	0	0	0	0	0	0	0	0	16	1	17
	F	5	0	0	0	0	0	0	1	1	0	0	1	0	0	0	0	0	0	0	0	8	1	9
	T	11	1	0	2	0	1	1	2	2	1	0	3	0	0	0	0	0	0	0	0	24	2	26
286 Other congenital malformations of circulatory system	M	0	0	0	0	0	0	0	0	0	0	0	0	0	0	0	0	0	0	0	0	0	0	0
	F	2	0	0	0	0	0	0	0	0	1	0	0	1	0	0	1	0	1	1	1	7	0	7
	T	2	0	0	0	0	0	0	0	0	1	0	0	1	0	0	1	0	1	1	1	7	0	7
287 Congenital malformations of respiratory system	M	4	0	0	0	0	0	0	0	0	0	0	0	0	0	0	0	0	0	0	0	4	0	4
	F	2	0	0	0	0	0	0	0	0	0	0	0	0	0	0	0	0	0	0	0	2	0	2
	T	6	0	0	0	0	0	0	0	0	0	0	0	0	0	0	0	0	0	0	0	6	0	6
288 Other congenital malformations and deformations	M	12	0	0	0	0	0	0	1	0	0	0	0	0	0	0	1	0	1	0	15	2	17	
	F	7	0	0	1	0	1	0	0	1	0	1	2	0	0	0	0	0	0	0	0	13	0	13
	T	19	0	0	1	0	1	0	1	1	0	1	2	0	0	0	1	0	1	0	28	2	30	
289 Down's syndrome	M	1	0	1	0	0	0	0	0	0	1	1	1	0	0	1	0	0	0	0	0	6	0	6
	F	2	0	0	0	0	0	0	0	0	1	0	0	0	0	0	0	0	0	0	0	3	0	3
	T	3	0	1	0	0	0	0	0	0	2	1	1	0	0	1	0	0	0	0	0	9	0	9
290 All other chromosomal abnormalities, not elsewhere classified	M	4	0	0	0	0	0	0	0	0	0	0	0	0	0	0	0	0	0	0	0	4	0	4
	F	6	0	1	1	0	0	0	0	1	0	0	0	0	0	0	0	0	0	0	0	9	0	9
	T	10	0	1	1	0	0	0	0	1	0	0	0	0	0	0	0	0	0	0	0	13	0	13

Table 18

(Continued)

		0-4	5-9	10-14	15-19	20-24	25-29	30-34	35-39	40-44	45-49	50-54	55-59	60-64	65-69	70-74	75-79	80-84	85-89	90+	Res	Non Res	Total
291 Senility	M	0	0	0	0	0	0	0	0	0	0	0	0	0	0	0	0	0	3	6	9	0	9
	F	0	0	0	0	0	0	0	0	0	0	0	0	0	0	0	0	1	2	17	20	0	20
	T	0	0	0	0	0	0	0	0	0	0	0	0	0	0	0	0	1	5	23	29	0	29
292 Sudden infant death syndrome	M	17	0	0	0	0	0	0	0	0	0	0	0	0	0	0	0	0	0	1	18	0	18
	F	7	0	0	0	0	0	0	0	0	0	0	0	0	0	0	0	0	0	0	7	1	8
	T	24	0	0	0	0	0	0	0	0	0	0	0	0	0	0	0	0	0	1	25	1	26
293 Other ill-defined and unknown causes of mortality	M	5	0	0	0	1	0	0	1	3	1	1	0	1	0	0	0	0	0	0	13	1	14
	F	4	0	0	1	0	0	0	2	1	0	2	2	1	1	0	0	0	0	0	14	0	14
	T	9	0	0	1	1	0	0	3	4	1	3	2	2	1	0	0	0	0	0	27	1	28
294 All other symptoms, signs and abnormal clinical and laboratory findings, not elsewhere classified	M	1	0	0	0	1	1	0	0	0	0	0	0	2	1	0	0	0	3	5	14	0	14
	F	0	0	0	0	0	0	0	0	0	0	0	1	0	1	1	2	5	6	8	24	1	25
	T	1	0	0	0	1	1	0	0	0	0	0	1	2	2	1	2	5	9	13	38	1	39
295 Railway accidents	M	0	0	0	0	3	2	0	1	2	0	0	0	0	0	0	0	0	0	0	8	0	8
	F	0	0	0	1	0	1	1	0	0	0	0	0	0	0	0	0	0	0	0	3	0	3
	T	0	0	0	1	3	3	1	1	2	0	0	0	0	0	0	0	0	0	0	11	0	11
296 Pedestrian involved in collision with motor vehicle	M	0	0	0	1	0	1	0	0	1	0	2	0	0	0	2	0	1	0	0	8	0	8
	F	0	0	0	0	1	0	0	0	0	1	1	1	0	0	1	0	1	0	0	6	1	7
	T	0	0	0	1	1	1	0	0	1	1	3	1	0	0	3	0	2	0	0	14	1	15
297 Pedalcyclist involved in collision with motor vehicle	M	0	0	0	1	0	0	1	0	0	0	0	0	0	0	0	0	0	0	0	2	1	3
	F	0	0	0	0	0	0	0	0	0	0	0	0	0	0	0	0	0	0	0	0	0	0
	T	0	0	0	1	0	0	1	0	0	0	0	0	0	0	0	0	0	0	0	2	1	3
298 Motorcyclist involved in any accident except collision with railway train	M	0	0	0	4	4	5	1	2	2	4	2	1	0	0	1	0	0	0	0	26	6	32
	F	0	0	0	0	0	0	0	0	0	0	0	0	0	0	0	0	0	0	0	0	0	0
	T	0	0	0	4	4	5	1	2	2	4	2	1	0	0	1	0	0	0	0	26	6	32
299 Motorcyclist involved in collision with railway train	M	0	0	0	0	0	0	0	0	0	0	0	0	0	0	0	0	0	0	0	0	0	0
	F	0	0	0	0	0	0	0	0	0	0	0	0	0	0	0	0	0	0	0	0	0	0
	T	0	0	0	0	0	0	0	0	0	0	0	0	0	0	0	0	0	0	0	0	0	0
300 Other motor vehicle accident involving collision with railway train	M	0	0	0	0	0	0	0	0	0	0	0	0	0	0	0	0	0	0	0	0	0	0
	F	0	0	0	1	0	0	0	0	0	0	0	0	0	0	0	0	0	0	0	1	0	1
	T	0	0	0	1	0	0	0	0	0	0	0	0	0	0	0	0	0	0	0	1	0	1
301 Occupant of motor vehicle involved in collision with other (non-motorized) road vehicle, streetcar, animal or pedestrian	M	0	0	0	0	2	0	0	1	1	1	0	0	1	0	0	0	0	0	0	6	0	6
	F	0	0	0	1	1	0	0	1	0	0	0	0	0	0	1	0	0	0	0	4	0	4
	T	0	0	0	1	3	0	0	2	1	1	0	0	1	0	1	0	0	0	0	10	0	10
302 Occupant of car, pickup truck or van involved in collision with other motor vehicle	M	1	0	0	2	2	7	2	3	4	3	3	2	2	1	2	1	2	0	1	38	2	40
	F	1	0	2	3	3	1	0	1	4	6	1	2	2	1	1	0	0	0	0	28	1	29
	T	2	0	2	5	5	8	2	4	8	9	4	4	4	2	3	1	2	0	1	66	3	69

Table 18

(Continued)

		0-4	5-9	10-14	15-19	20-24	25-29	30-34	35-39	40-44	45-49	50-54	55-59	60-64	65-69	70-74	75-79	80-84	85-89	90+	Res	Non Res	Total	
303 Occupant of heavy transport vehicle or bus involved in collision with other motor vehicle	M	0	0	0	0	0	1	0	0	0	0	0	0	0	0	0	0	0	0	0	1	1	2	
	F	0	0	0	0	0	0	0	0	0	0	0	0	0	0	0	0	0	0	0	0	0	0	0
	T	0	0	0	0	0	1	0	0	0	0	0	0	0	0	0	0	0	0	0	0	1	1	2
304 Occupant of motor vehicle involved in noncollision accident	M	0	0	0	2	2	0	1	2	1	2	0	1	2	0	0	0	0	0	0	13	4	17	
	F	0	0	0	2	1	0	0	0	1	0	0	0	0	0	0	0	0	0	0	4	1	5	
	T	0	0	0	4	3	0	1	2	2	2	0	1	2	0	0	0	0	0	0	17	5	22	
305 Occupant of special-use motor vehicle involved in any accident	M	0	0	2	5	4	5	4	0	0	3	0	0	1	1	0	0	0	0	0	25	2	27	
	F	0	0	0	1	0	1	0	0	0	0	0	0	0	0	0	0	0	0	0	2	0	2	
	T	0	0	2	6	4	6	4	0	0	3	0	0	1	1	0	0	0	0	0	27	2	29	
306 Other and unspecified motor vehicle accidents	M	2	1	5	23	27	20	18	14	18	14	10	4	3	5	3	2	1	2	1	173	13	186	
	F	2	4	3	12	11	7	6	5	5	13	3	7	3	3	3	4	3	1	1	96	8	104	
	T	4	5	8	35	38	27	24	19	23	27	13	11	6	8	6	6	4	3	2	269	21	290	
307 Streetcar accidents	M	0	0	0	0	0	0	0	0	0	0	0	0	0	0	0	0	0	0	0	0	0	0	
	F	0	0	0	0	0	0	0	0	0	0	0	0	0	0	0	0	0	0	0	0	0	0	
	T	0	0	0	0	0	0	0	0	0	0	0	0	0	0	0	0	0	0	0	0	0	0	
308 Other and unspecified land transport accidents	M	0	0	0	0	2	1	1	0	1	0	0	1	0	0	0	0	0	0	0	6	0	6	
	F	0	0	0	0	0	1	0	0	0	0	1	0	0	0	0	0	0	0	0	2	0	2	
	T	0	0	0	0	2	2	1	0	1	0	1	1	0	0	0	0	0	0	0	8	0	8	
309 Water transport accidents	M	0	0	0	0	0	0	1	0	0	1	0	0	0	0	0	0	0	0	0	2	1	3	
	F	0	0	0	0	0	0	0	0	0	0	0	0	0	0	0	0	0	0	0	0	0	0	
	T	0	0	0	0	0	0	1	0	0	1	0	0	0	0	0	0	0	0	0	2	1	3	
310 Air and space transport accidents	M	0	0	0	2	1	0	0	0	0	0	0	0	0	0	0	1	0	0	0	4	2	6	
	F	0	0	0	1	1	0	0	0	0	0	0	0	0	0	0	0	0	0	0	2	0	2	
	T	0	0	0	3	2	0	0	0	0	0	0	0	0	0	0	1	0	0	0	6	2	8	
311 Other and unspecified transport accidents and their sequelae	M	0	0	0	0	0	0	1	0	1	0	0	2	0	0	0	0	0	0	0	4	0	4	
	F	0	0	0	0	0	0	0	0	0	0	0	0	0	0	0	0	0	0	0	0	0	0	
	T	0	0	0	0	0	0	1	0	1	0	0	2	0	0	0	0	0	0	0	4	0	4	
312 Fall on same level	M	0	0	0	0	0	0	0	0	2	0	2	0	0	1	0	1	4	0	4	14	1	15	
	F	0	0	0	0	0	0	0	0	0	0	0	0	0	0	1	1	6	1	2	11	0	11	
	T	0	0	0	0	0	0	0	0	2	0	2	0	0	1	1	2	10	1	6	25	1	26	
313 Fall from one level to another	M	1	0	0	0	0	0	0	0	1	5	0	4	4	0	3	4	1	1	0	24	3	27	
	F	0	0	0	0	1	0	0	0	1	0	0	0	0	0	0	1	3	2	0	8	1	9	
	T	1	0	0	0	1	0	0	0	2	5	0	4	4	0	3	5	4	3	0	32	4	36	
314 Unspecified fall	M	0	0	0	0	0	0	1	0	2	0	0	3	0	1	0	6	4	2	5	24	1	25	
	F	0	0	0	0	0	0	0	0	0	0	2	1	0	0	2	4	7	5	4	25	0	25	
	T	0	0	0	0	0	0	1	0	2	0	2	4	0	1	2	10	11	7	9	49	1	50	

Table 18

(Continued)

		0-4	5-9	10-14	15-19	20-24	25-29	30-34	35-39	40-44	45-49	50-54	55-59	60-64	65-69	70-74	75-79	80-84	85-89	90+	Res	Non Res	Total	
315 Accidental discharge of firearms	M	0	0	0	0	0	0	1	1	0	0	0	0	0	0	0	0	0	0	0	2	0	2	
	F	0	0	0	0	0	0	0	0	0	0	0	0	0	0	0	0	0	0	0	0	0	0	0
	T	0	0	0	0	0	0	1	1	0	0	0	0	0	0	0	0	0	0	0	2	0	2	
316 Accidental explosion	M	0	0	0	0	0	1	0	0	0	1	0	0	0	0	0	0	0	0	0	2	1	3	
	F	0	0	0	0	0	0	0	0	0	0	0	0	0	0	0	0	0	0	0	0	0	0	0
	T	0	0	0	0	0	1	0	0	0	1	0	0	0	0	0	0	0	0	0	2	1	3	
317 Accidental drowning and submersion	M	2	4	0	0	2	1	1	4	2	1	5	1	1	0	1	0	0	0	0	25	2	27	
	F	1	0	0	1	0	0	0	0	1	0	0	1	1	0	0	0	0	0	0	5	0	5	
	T	3	4	0	1	2	1	1	4	3	1	5	2	2	0	1	0	0	0	0	30	2	32	
318 Accidental inhalation and ingestion of food or other objects causing obstruction of respiratory tract	M	1	0	0	0	0	0	0	0	1	0	2	0	1	2	1	3	6	3	1	21	0	21	
	F	0	0	0	0	0	0	0	0	1	0	0	0	0	1	1	2	4	3	3	15	0	15	
	T	1	0	0	0	0	0	0	0	2	0	2	0	1	3	2	5	10	6	4	36	0	36	
319 Other accidental and unspecified threats to breathing	M	0	0	1	1	2	0	1	1	0	2	0	0	0	0	0	0	0	0	0	8	0	8	
	F	0	0	0	0	0	0	0	1	0	0	0	0	0	0	0	0	0	0	0	1	0	1	
	T	0	0	1	1	2	0	1	2	0	2	0	0	0	0	0	0	0	0	0	9	0	9	
320 Accidental exposure to electric current	M	0	0	0	0	0	1	0	0	1	0	0	0	0	0	0	0	0	0	0	2	0	2	
	F	0	0	0	0	0	0	0	0	0	0	0	0	0	0	0	0	0	0	0	0	0	0	
	T	0	0	0	0	0	1	0	0	1	0	0	0	0	0	0	0	0	0	0	2	0	2	
321 Accidental exposure to radiation	M	0	0	0	0	0	0	0	0	0	0	0	0	0	0	0	0	0	0	0	0	0	0	
	F	0	0	0	0	0	0	0	0	0	0	0	0	0	0	0	0	0	0	0	0	0	0	
	T	0	0	0	0	0	0	0	0	0	0	0	0	0	0	0	0	0	0	0	0	0	0	
322 Accidental exposure to smoke, fire and flames	M	1	0	0	0	0	1	1	1	2	1	1	2	1	1	0	0	0	1	0	13	0	13	
	F	0	0	2	0	0	0	1	1	2	1	1	0	0	0	0	3	0	0	0	11	0	11	
	T	1	0	2	0	0	1	2	2	4	2	2	2	1	1	0	3	0	1	0	24	0	24	
323 Accidental contact with heat and hot substances	M	0	0	0	0	0	0	0	0	0	0	0	0	0	0	0	0	0	0	0	0	0	0	
	F	0	0	0	0	0	0	0	0	0	0	0	0	0	0	0	0	0	0	0	0	0	0	
	T	0	0	0	0	0	0	0	0	0	0	0	0	0	0	0	0	0	0	0	0	0	0	
325 Earthquake, volcanic eruption, avalanche, landslide and other earth movements	M	0	0	0	0	0	1	0	0	0	0	1	0	0	0	0	0	0	0	0	2	0	2	
	F	0	0	0	0	0	0	0	0	0	0	0	0	0	0	0	0	0	0	0	0	0	0	
	T	0	0	0	0	0	1	0	0	0	0	1	0	0	0	0	0	0	0	0	2	0	2	
326 Cataclysmic storm and flood	M	0	0	0	0	0	0	0	0	0	0	0	0	0	0	0	0	0	0	0	0	0	0	
	F	0	0	0	0	0	0	0	0	0	0	0	0	0	0	0	0	0	0	0	0	0	0	
	T	0	0	0	0	0	0	0	0	0	0	0	0	0	0	0	0	0	0	0	0	0	0	
327 Accidental poisoning by and exposure to drugs and other biological substances	M	0	0	0	0	0	0	0	0	1	1	1	0	0	0	1	1	2	0	0	7	0	7	
	F	0	0	0	0	0	0	0	0	1	1	1	2	0	0	0	1	0	0	1	7	0	7	
	T	0	0	0	0	0	0	0	0	2	2	2	2	0	0	1	2	2	0	1	14	0	14	

Table 18

(Continued)

		0-4	5-9	10-14	15-19	20-24	25-29	30-34	35-39	40-44	45-49	50-54	55-59	60-64	65-69	70-74	75-79	80-84	85-89	90+	Res	Non Res	Total	
328 Accidental poisoning by and exposure to other and unspecified solid or liquid substances	M	0	0	0	0	1	0	0	0	0	0	0	0	0	0	0	0	0	1	0	2	0	2	
	F	0	0	0	0	0	0	0	0	0	0	0	0	0	0	0	0	0	0	0	0	0	0	0
	T	0	0	0	0	1	0	0	0	0	0	0	0	0	0	0	0	0	0	1	0	2	0	2
329 Accidental poisoning by and exposure to other gases and vapors	M	0	0	0	0	1	1	0	2	2	1	1	0	0	0	0	0	0	0	0	8	0	8	
	F	0	0	0	0	0	0	1	1	1	0	1	0	0	0	0	0	0	0	0	4	0	4	
	T	0	0	0	0	1	1	1	3	3	1	2	0	0	0	0	0	0	0	0	12	0	12	
330 All other and unspecified accidents and their sequelae	M	0	1	1	1	5	5	1	0	5	10	9	11	3	5	10	8	9	6	13	103	7	110	
	F	0	0	0	0	0	0	0	0	3	2	1	1	2	1	3	7	6	15	29	70	1	71	
	T	0	1	1	1	5	5	1	0	8	12	10	12	5	6	13	15	15	21	42	173	8	181	
331 Intentional self-poisoning (suicide) by and exposure to drugs and other biological substances	M	0	0	0	3	2	1	1	5	7	8	3	7	5	2	0	2	0	1	0	47	3	50	
	F	0	0	1	1	0	4	4	4	7	10	6	2	4	2	4	0	0	0	0	49	1	50	
	T	0	0	1	4	2	5	5	9	14	18	9	9	9	4	4	2	0	1	0	96	4	100	
332 Intentional self-poisoning (suicide) by and exposure to other and unspecified solid or liquid substances and their vapors	M	0	0	0	0	0	0	0	0	0	1	0	0	0	1	0	0	0	0	0	2	0	2	
	F	0	0	0	0	0	0	0	0	0	0	0	0	0	0	1	0	0	0	0	1	0	1	
	T	0	0	0	0	0	0	0	0	0	1	0	0	0	1	1	0	0	0	0	3	0	3	
333 Intentional self-poisoning (suicide) by and exposure to other gases and vapors	M	0	0	0	1	1	1	2	2	3	10	2	6	2	1	0	1	0	0	0	32	0	32	
	F	0	0	0	0	0	1	1	1	1	1	2	0	0	1	0	0	0	0	0	8	0	8	
	T	0	0	0	1	1	2	3	3	4	11	4	6	2	2	0	1	0	0	0	40	0	40	
334 Intentional self-harm (suicide) by hanging, strangulation and suffocation	M	0	0	2	8	18	13	9	9	15	9	6	6	5	3	3	3	1	1	1	112	5	117	
	F	0	0	0	8	7	2	3	3	3	4	3	3	0	0	0	3	1	0	0	40	1	41	
	T	0	0	2	16	25	15	12	12	18	13	9	9	5	3	3	6	2	1	1	152	6	158	
335 Intentional self-harm (suicide) by discharge of firearms	M	0	0	0	6	2	4	5	6	8	11	8	11	7	5	1	2	3	4	0	83	0	83	
	F	0	0	0	0	1	0	1	0	1	1	1	0	0	1	0	0	0	0	0	6	0	6	
	T	0	0	0	6	3	4	6	6	9	12	9	11	7	6	1	2	3	4	0	89	0	89	
336 Intentional self-harm (suicide) by jumping from a high place	M	0	0	0	0	3	2	0	1	0	0	0	3	0	1	1	1	0	0	2	14	0	14	
	F	0	0	0	0	0	0	1	0	1	0	1	2	0	0	0	0	0	0	0	5	1	6	
	T	0	0	0	0	3	2	1	1	1	0	1	5	0	1	1	1	0	0	2	19	1	20	
337 Intentional self-harm (suicide) by all other and unspecified means and their sequelae	M	0	0	0	2	2	2	2	2	0	4	5	0	1	0	1	1	0	0	0	22	0	22	
	F	0	0	0	0	0	0	0	0	0	1	0	0	0	0	0	0	0	0	0	1	0	1	
	T	0	0	0	2	2	2	2	2	0	5	5	0	1	0	1	1	0	0	0	23	0	23	
338 Assault (homicide) by drugs, biological substances and other and unspecified noxious substances	M	0	0	0	0	0	0	0	0	0	0	0	0	0	0	0	0	0	0	0	0	0	0	
	F	0	0	0	0	0	0	0	0	0	0	0	0	0	0	0	0	0	0	0	0	0	0	
	T	0	0	0	0	0	0	0	0	0	0	0	0	0	0	0	0	0	0	0	0	0	0	
339 Assault (homicide) by hanging, strangulation and suffocation	M	0	0	0	0	0	0	0	0	0	0	0	0	0	0	0	0	0	0	0	0	0	0	
	F	0	0	0	0	0	1	0	1	0	0	1	0	0	0	0	0	0	1	0	4	0	4	
	T	0	0	0	0	0	1	0	1	0	0	1	0	0	0	0	0	0	1	0	4	0	4	

Table 18

(Continued)

		0-4	5-9	10-14	15-19	20-24	25-29	30-34	35-39	40-44	45-49	50-54	55-59	60-64	65-69	70-74	75-79	80-84	85-89	90+	Res	Non Res	Total
340 Assault (homicide) by discharge of firearms	M	0	0	0	5	2	7	2	5	1	2	0	1	0	0	0	0	0	1	0	26	2	28
	F	0	0	0	1	1	0	0	0	0	0	1	0	0	0	0	0	0	0	0	3	0	3
	T	0	0	0	6	3	7	2	5	1	2	1	1	0	0	0	0	0	1	0	29	2	31
341 Assault (homicide) by sharp object	M	0	1	0	8	7	5	1	2	2	1	2	0	1	0	0	0	0	0	0	30	2	32
	F	0	0	0	0	0	3	0	0	2	1	0	0	0	0	0	0	0	0	0	6	0	6
	T	0	1	0	8	7	8	1	2	4	2	2	0	1	0	0	0	0	0	0	36	2	38
342 Assault (homicide) by blunt object	M	0	0	0	0	0	0	0	0	0	0	0	0	1	0	0	0	0	0	0	1	0	1
	F	0	0	0	0	0	0	0	0	0	0	0	0	0	0	0	0	0	0	0	0	0	0
	T	0	0	0	0	0	0	0	0	0	0	0	0	1	0	0	0	0	0	0	1	0	1
343 Assault (homicide) by bodily force	M	0	0	0	0	0	0	0	0	0	0	0	0	0	0	0	0	0	0	0	0	0	0
	F	0	0	0	0	0	0	0	0	0	0	0	0	0	0	0	0	0	0	0	0	0	0
	T	0	0	0	0	0	0	0	0	0	0	0	0	0	0	0	0	0	0	0	0	0	0
344 Sexual assault (homicide) by bodily force	M	0	0	0	0	0	0	0	0	0	0	0	0	0	0	0	0	0	0	0	0	0	0
	F	0	0	0	0	0	0	0	0	0	0	0	0	0	0	0	0	0	0	0	0	0	0
	T	0	0	0	0	0	0	0	0	0	0	0	0	0	0	0	0	0	0	0	0	0	0
345 Neglect, abandonment and other maltreatment syndromes	M	0	0	0	0	0	0	0	0	0	0	0	0	0	0	0	0	0	0	0	0	0	0
	F	0	0	0	0	0	0	0	0	0	0	0	0	0	0	0	0	0	0	0	0	0	0
	T	0	0	0	0	0	0	0	0	0	0	0	0	0	0	0	0	0	0	0	0	0	0
346 Assault (homicide) by all other and unspecified means and their sequelae	M	0	0	0	0	1	0	0	3	2	0	2	0	1	0	0	0	0	0	0	9	1	10
	F	0	0	0	0	1	0	0	1	0	0	0	0	0	0	0	0	0	1	0	3	0	3
	T	0	0	0	0	2	0	0	4	2	0	2	0	1	0	0	0	0	1	0	12	1	13
347 Poisoning by and exposure to drugs and biological substances, undetermined intent	M	0	0	0	2	13	18	9	23	20	33	18	7	2	0	0	1	0	0	0	146	5	151
	F	1	0	0	0	1	5	7	11	17	15	12	8	3	4	2	2	0	0	0	88	1	89
	T	1	0	0	2	14	23	16	34	37	48	30	15	5	4	2	3	0	0	0	234	6	240
348 Poisoning by and exposure to other and unspecified solid or liquid substance, undetermined intent	M	0	0	0	1	1	0	3	2	2	4	4	1	2	0	0	0	0	0	0	20	0	20
	F	0	0	0	0	0	0	1	1	1	1	0	2	0	1	1	0	0	0	0	8	0	8
	T	0	0	0	1	1	0	4	3	3	5	4	3	2	1	1	0	0	0	0	28	0	28
349 Poisoning by and exposure to other gases and vapors, undetermined intent	M	0	0	0	0	0	0	0	1	0	0	2	2	0	0	0	0	0	0	0	5	0	5
	F	0	0	0	0	0	0	0	0	0	0	0	0	0	0	0	0	0	0	0	0	0	0
	T	0	0	0	0	0	0	0	1	0	0	2	2	0	0	0	0	0	0	0	5	0	5
350 Discharge of firearms, undetermined intent	M	0	0	0	0	0	0	0	0	0	0	0	0	1	0	0	0	0	0	0	1	0	1
	F	0	0	0	0	0	0	0	0	0	0	0	0	0	0	0	0	0	0	0	0	0	0
	T	0	0	0	0	0	0	0	0	0	0	0	0	1	0	0	0	0	0	0	1	0	1
351 Falling, jumping or pushed from a high place, undetermined intent	M	0	0	0	0	0	0	0	0	0	0	0	0	0	0	0	0	0	0	0	0	0	0
	F	0	0	0	0	1	0	0	1	0	0	0	0	0	0	0	0	0	0	0	2	0	2
	T	0	0	0	0	1	0	0	1	0	0	0	0	0	0	0	0	0	0	0	2	0	2

Table 18

(Continued)

		0-4	5-9	10-14	15-19	20-24	25-29	30-34	35-39	40-44	45-49	50-54	55-59	60-64	65-69	70-74	75-79	80-84	85-89	90+	Res	Non Res	Total	
352 All other and unspecified events of undetermined intent and their sequelae	M	0	0	0	1	0	0	0	2	1	3	2	0	1	0	0	0	0	0	0	0	10	1	11
	F	0	0	0	1	0	0	0	0	1	0	1	0	0	0	0	0	0	0	0	0	3	0	3
	T	0	0	0	2	0	0	0	2	2	3	3	0	1	0	0	0	0	0	0	0	13	1	14
353 Legal execution	M	0	0	0	0	0	0	0	0	0	0	0	0	0	0	0	0	0	0	0	0	0	0	0
	F	0	0	0	0	0	0	0	0	0	0	0	0	0	0	0	0	0	0	0	0	0	0	0
	T	0	0	0	0	0	0	0	0	0	0	0	0	0	0	0	0	0	0	0	0	0	0	0
354 Other legal intervention and their sequelae	M	0	0	0	0	0	1	0	0	0	0	0	0	0	0	0	0	0	0	0	0	1	0	1
	F	0	0	0	0	0	0	0	0	0	0	0	0	0	0	0	0	0	0	0	0	0	0	0
	T	0	0	0	0	0	1	0	0	0	0	0	0	0	0	0	0	0	0	0	0	1	0	1
355 Operations of war and their sequelae	M	0	0	0	0	0	0	0	0	0	0	0	0	0	0	0	0	0	0	0	0	0	0	0
	F	0	0	0	0	0	0	0	0	0	0	0	0	0	0	0	0	0	0	0	0	0	0	0
	T	0	0	0	0	0	0	0	0	0	0	0	0	0	0	0	0	0	0	0	0	0	0	0
356 Drugs, medicaments and biological substances causing adverse effects in therapeutic use, and their sequelae	M	0	0	0	0	0	0	0	0	1	0	0	0	0	0	1	0	0	0	0	0	2	0	2
	F	0	0	0	0	0	0	0	0	0	0	0	0	0	0	1	0	2	0	0	0	3	0	3
	T	0	0	0	0	0	0	0	0	1	0	0	0	0	0	2	0	2	0	0	0	5	0	5
357 Misadventures to patients during medical and surgical care and their sequelae	M	0	0	0	0	0	0	0	0	0	0	0	0	0	0	1	0	0	0	0	0	1	0	1
	F	0	0	0	0	0	0	0	0	0	0	0	0	0	0	0	0	0	0	0	0	0	0	0
	T	0	0	0	0	0	0	0	0	0	0	0	0	0	0	1	0	0	0	0	0	1	0	1
358 Other complications of medical and surgical care and their sequelae	M	0	0	0	0	0	0	0	0	0	0	1	1	0	1	0	3	0	3	3	3	12	0	12
	F	0	0	0	0	0	0	0	0	0	0	0	0	1	0	2	5	3	3	4	4	18	0	18
	T	0	0	0	0	0	0	0	0	0	0	1	1	1	1	2	8	3	6	7	7	30	0	30
Other	M	11	0	0	0	4	2	1	3	8	8	4	8	4	2	5	4	5	2	1	72	4	76	
	F	5	1	1	2	0	0	1	2	5	3	4	1	3	1	7	3	6	6	4	55	2	57	
	T	16	1	1	2	4	2	2	5	13	11	8	9	7	3	12	7	11	8	5	127	6	133	
Total	M	166	19	22	94	135	137	116	161	237	423	520	599	671	780	1093	1415	1513	1226	909	10236	220	10456	
	F	125	11	15	48	46	44	59	92	178	225	325	381	440	544	725	1045	1423	1625	1937	9288	124	9412	
	T	291	30	37	142	181	181	175	253	415	648	845	980	1111	1324	1818	###	###	2851	###	19524	344	19868	

Table 19

Alberta Deaths - Ten Year Comparison

Year	Total Deaths
(1997)	16,550
(1998)	16,997
(1999)	17,361
(2000)	17,417
(2001)	17,706
(2002)	18,356
(2003)	18,705
(2004)	18,800
(2005)	19,421
(2006)	19,867

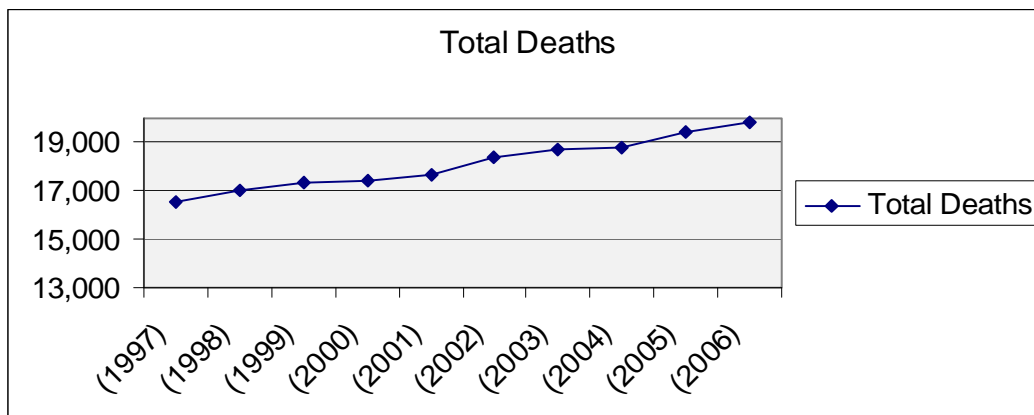


Table 20

Deaths

Leading Causes of Death, 2006

	Ranking	Total Deaths
All other forms of chronic ischemic heart disease	1	1671
Malignant neoplasms of trachea, bronchus and lung	2	1297
Acute myocardial infarction	3	1207
Atherosclerotic cardiovascular disease, so described	4	809
Other chronic obstructive pulmonary disease	5	783
Stroke, not specified as hemorrhage or infarction	6	717
Organic dementia	7	655
Pneumonia due to other or unspecified organisms	8	450
Diabetes mellitus	9	427
Other malignant neoplasms of other and unspecified sites	10	423
Malignant neoplasm of breast	11	388
Malignant neoplasms of colon	12	386
Alzheimer's disease	13	376
Malignant neoplasms of prostate	14	352
Congestive heart failure	15	327
Malignant neoplasms of pancreas	16	311
Other and unspecified motor vehicle accidents	17	290
Renal failure	18	261
Poisoning by and exposure to drugs and biological substances, undetermined intent	19	240
Pneumonitis due to food and vomit	20	220
All other diseases of nervous system	21	201
Other cerebrovascular diseases and their sequelae	22	200
Non-Hodgkin's lymphoma	23	191
Atherosclerosis	24	189
Vascular disorders and obstruction of intestine without hernia	25	185
All other and unspecified accidents and their sequelae	26	181
All other diseases of respiratory system	27	167
Intracerebral and other intracranial hemorrhage	27	167
Conduction disorders and cardiac dysrhythmias	29	161
Intentional self-harm (suicide) by hanging, strangulation and suffocation	30	158

Infant Death Related Statistics




Table 21
Infant Deaths
Cause by Gender and Age, 2006

		<7	7d-28d	29d-365d	Resid	Non Res	Total
All other diseases of respiratory system	M	0	0	1	1	0	1
	F	0	0	0	0	0	0
	T	0	0	1	1	0	1
Bacterial pneumonia	M	0	0	1	1	0	1
	F	0	0	0	0	0	0
	T	0	0	1	1	0	1
Cardiomyopathy	M	0	0	1	1	0	1
	F	0	0	0	0	0	0
	T	0	0	1	1	0	1
Hernia	M	1	0	0	1	0	1
	F	0	0	0	0	0	0
	T	1	0	0	1	0	1
Other diseases of intestines and peritoneum	M	0	0	0	0	0	0
	F	0	0	2	2	0	2
	T	0	0	2	2	0	2
Septicemia	M	0	0	1	1	0	1
	F	0	0	0	0	0	0
	T	0	0	1	1	0	1
Vascular disorders and obstruction of intestine without hernia	M	0	1	0	1	0	1
	F	0	0	0	0	0	0
	T	0	1	0	1	0	1
All other chromosomal abnormalities, not elsewhere classified	M	1	1	1	3	0	3
	F	3	2	1	6	0	6
	T	4	3	2	9	0	9
All other congenital malformations of nervous system	M	2	0	0	2	0	2
	F	1	1	1	3	0	3
	T	3	1	1	5	0	5

Table 21

continued

		<7	7d-28d	29d-365d	Resid	Non Res	Total
All other diseases of nervous system	M	0	0	0	0	0	0
	F	0	1	0	1	0	1
	T	0	1	0	1	0	1
Congenital malformations of heart	M	4	0	1	5	0	5
	F	1	2	2	4	1	5
	T	5	2	3	9	1	10
Congenital malformations of respiratory system	M	3	0	1	4	0	4
	F	0	0	1	1	0	1
	T	3	0	2	5	0	5
Disorders related to short gestation and low birth weight, not elsewhere classified	M	15	0	0	15	0	15
	F	10	0	0	10	0	10
	T	25	0	0	25	0	25
Down's syndrome	M	1	0	0	1	0	1
	F	2	0	0	2	0	2
	T	3	0	0	3	0	3
Hemolytic anemias	M	1	0	0	1	0	1
	F	0	0	0	0	0	0
	T	1	0	0	1	0	1
Infections specific to the perinatal period	M	1	1	0	2	0	2
	F	0	0	0	0	0	0
	T	1	1	0	2	0	2
Intrauterine hypoxia and birth asphyxia	M	2	0	1	3	0	3
	F	3	1	0	4	0	4
	T	5	1	1	7	0	7
Meningitis	M	0	0	0	0	0	0
	F	0	0	2	1	1	2
	T	0	0	2	1	1	2

Table 21

continued

		<7	7d-28d	29d-365d	Resid	Non Res	Total
Newborn affected by maternal factors and by complications of pregnancy, labour and delivery	M	27	2	0	29	0	29
	F	27	0	0	26	1	27
	T	54	2	0	55	1	56
Other and unspecified conditions originating in the perinatal period	M	10	1	0	10	1	11
	F	11	2	0	12	1	13
	T	21	3	0	22	2	24
Other congenital malformations and deformations	M	11	0	3	12	2	14
	F	6	0	1	7	0	7
	T	17	0	4	19	2	21
Other congenital malformations of circulatory system	M	0	0	0	0	0	0
	F	1	0	0	1	0	1
	T	1	0	0	1	0	1
Other ill-defined and unknown causes of mortality	M	0	1	4	5	0	5
	F	0	0	4	4	0	4
	T	0	1	8	9	0	9
Other metabolic disorders	M	0	0	0	0	0	0
	F	0	0	2	2	0	2
	T	0	0	2	2	0	2
Other respiratory conditions originating in the perinatal period	M	1	1	1	3	0	3
	F	2	0	0	2	0	2
	T	3	1	1	5	0	5
Respiratory distress of newborn	M	3	2	0	5	0	5
	F	4	2	0	6	0	6
	T	7	4	0	11	0	11
Sudden infant death syndrome	M	1	1	13	15	0	15
	F	0	1	6	6	1	7
	T	1	2	19	21	1	22

Table 21

continued

		<7	7d-28d	29d-365d	Resid	Non Res	Total
NS	M	1	0	7	8	0	8
	F	0	0	2	2	0	2
	T	1	0	9	10	0	10
Total	M	86	13	45	140	4	144
	F	72	12	32	110	6	116
	T	158	25	77	250	10	260

Table 22

Infant Deaths - Ten Year Comparison

Year	Total Infant Deaths
(1997)	193
(1998)	213
(1999)	241
(2000)	257
(2001)	235
(2002)	297
(2003)	284
(2004)	243
(2005)	294
(2006)	260

