

Death Related Statistics




Table 15

(Continued)

		0-4	5-9	10-14	15-19	20-24	25-29	30-34	35-39	40-44	45-49	50-54	55-59	60-64	65-69	70-74	75-79	80-84	85-89	90+	Res	Non Res	Total	
49 Pneumocystosis	M	0	0	0	0	0	0	0	0	0	0	0	0	0	1	0	0	0	0	0	1	0	1	
	F	0	0	0	0	0	0	0	0	0	0	0	0	0	0	0	0	0	0	0	0	0	1	1
	T	0	0	0	0	0	0	0	0	0	0	0	0	0	1	0	0	0	0	0	0	1	1	2
50 Other and unspecified protozoal diseases	M	0	0	0	0	0	0	0	0	0	0	0	0	0	0	0	0	0	0	0	0	0	0	0
	F	0	0	0	0	0	0	0	0	0	0	0	0	0	0	0	0	0	0	0	0	0	0	0
	T	0	0	0	0	0	0	0	0	0	0	0	0	0	0	0	0	0	0	0	0	0	0	0
51 Schistosomiasis	M	0	0	0	0	0	0	0	0	0	0	0	0	0	0	0	0	0	0	0	0	0	0	0
	F	0	0	0	0	0	0	0	0	0	0	0	0	0	0	0	0	0	0	0	0	0	0	0
	T	0	0	0	0	0	0	0	0	0	0	0	0	0	0	0	0	0	0	0	0	0	0	0
52 Other and unspecified helminthiasis	M	0	0	0	0	0	0	0	0	0	0	0	0	0	0	0	0	0	0	0	0	0	0	0
	F	0	0	0	0	0	0	0	0	0	0	0	0	0	0	0	0	0	0	0	0	0	0	0
	T	0	0	0	0	0	0	0	0	0	0	0	0	0	0	0	0	0	0	0	0	0	0	0
53 Sequelae of tuberculosis	M	0	0	0	0	0	0	0	0	0	0	0	0	0	0	0	0	0	0	0	0	0	0	0
	F	0	0	0	0	0	0	0	0	0	0	0	0	0	0	0	0	0	1	0	1	1	0	1
	T	0	0	0	0	0	0	0	0	0	0	0	0	0	0	0	0	0	1	0	1	1	0	1
54 Sequelae of poliomyelitis	M	0	0	0	0	0	0	0	0	0	0	0	0	0	0	0	0	0	0	0	0	0	0	0
	F	0	0	0	0	0	0	0	0	0	0	0	0	0	1	2	0	0	1	0	4	4	0	4
	T	0	0	0	0	0	0	0	0	0	0	0	0	0	1	2	0	0	1	0	4	4	0	4
55 All other and unspecified infectious and parasitic diseases and their sequelae	M	0	0	0	0	0	0	0	0	0	0	0	0	0	0	1	2	0	0	1	4	0	4	
	F	0	0	0	0	0	0	0	0	0	0	0	1	0	0	0	0	0	1	1	3	0	3	
	T	0	0	0	0	0	0	0	0	0	0	0	1	0	0	1	2	0	1	2	7	0	7	
56 Malignant neoplasms of lip	M	0	0	0	0	0	0	0	0	0	0	0	0	0	0	0	0	0	0	0	0	0	0	0
	F	0	0	0	0	0	0	0	0	0	0	0	0	0	0	0	0	0	0	0	0	0	0	0
	T	0	0	0	0	0	0	0	0	0	0	0	0	0	0	0	0	0	0	0	0	0	0	0
57 Malignant neoplasms of tongue	M	0	0	0	0	0	0	0	0	0	3	4	2	2	0	5	0	2	1	0	19	0	19	
	F	0	0	0	1	0	0	0	0	0	2	0	0	0	1	1	2	0	0	0	7	0	7	
	T	0	0	0	1	0	0	0	0	0	5	4	2	2	1	6	2	2	1	0	26	0	26	
58 Malignant neoplasms of pharynx	M	0	0	0	0	1	1	0	0	1	3	3	3	2	1	6	3	2	1	0	27	0	27	
	F	0	0	0	0	0	0	0	0	0	0	1	0	0	0	1	2	1	0	0	5	0	5	
	T	0	0	0	0	1	1	0	0	1	3	4	3	2	1	7	5	3	1	0	32	0	32	
59 Malignant neoplasms of other and unspecified sites within the lip, oral cavity and pharynx	M	0	0	0	0	0	0	0	0	0	1	1	3	2	3	2	2	2	1	0	17	0	17	
	F	0	0	0	0	0	0	0	0	0	0	2	0	1	2	1	3	0	1	2	12	0	12	
	T	0	0	0	0	0	0	0	0	0	1	3	3	3	5	3	5	2	2	2	29	0	29	
60 Malignant neoplasms of	M	0	0	0	0	0	0	0	1	0	8	7	9	20	10	10	12	14	4	0	95	2	97	
	F	0	0	0	0	0	0	0	0	1	0	1	4	3	4	1	3	4	5	1	27	0	27	
	T	0	0	0	0	0	0	0	1	1	8	8	13	23	14	11	15	18	9	1	122	2	124	

Table 15

(Continued)

		0-4	5-9	10-14	15-19	20-24	25-29	30-34	35-39	40-44	45-49	50-54	55-59	60-64	65-69	70-74	75-79	80-84	85-89	90+	Res	Non Res	Total
61 Malignant neoplasms of stomach	M	0	0	0	0	0	1	0	1	0	3	7	8	3	10	9	12	7	7	7	75	0	75
	F	0	0	0	0	0	0	0	1	3	4	6	3	4	3	8	7	10	15	4	68	2	70
	T	0	0	0	0	0	1	0	2	3	7	13	11	7	13	17	19	17	22	11	143	2	145
62 Malignant neoplasms of small intestine	M	0	0	0	0	0	0	0	0	0	1	0	0	2	0	1	1	1	0	0	6	0	6
	F	0	0	0	0	0	0	0	0	0	0	0	0	2	1	0	0	2	0	0	5	0	5
	T	0	0	0	0	0	0	0	0	0	1	0	2	3	0	1	3	1	0	0	11	0	11
63 Malignant neoplasms of colon	M	0	0	0	0	1	1	0	1	2	4	5	22	14	25	31	31	20	19	8	184	4	188
	F	0	0	0	0	0	0	0	2	0	7	11	7	15	17	17	26	28	24	19	173	3	176
	T	0	0	0	0	1	1	0	3	2	11	16	29	29	42	48	57	48	43	27	357	7	364
64 Malignant neoplasms of	M	0	0	0	0	0	0	0	1	0	2	3	2	4	9	13	7	8	1	2	52	0	52
	F	0	0	0	0	0	0	0	0	1	1	2	4	6	5	6	5	7	5	2	44	0	44
	T	0	0	0	0	0	0	0	1	1	3	5	6	10	14	19	12	15	6	4	96	0	96
65 Malignant neoplasms of anus and anal canal	M	0	0	0	0	0	0	0	0	0	1	1	0	0	0	0	0	0	0	0	2	0	2
	F	0	0	0	0	0	0	0	0	0	0	0	0	0	0	1	1	0	0	1	3	0	3
	T	0	0	0	0	0	0	0	0	0	1	1	0	0	0	1	1	0	0	1	5	0	5
66 Malignant neoplasms of liver	M	0	0	0	0	0	0	0	1	0	4	7	4	3	7	11	15	6	4	2	64	3	67
	F	0	0	0	0	0	0	0	0	0	1	1	6	6	3	2	3	5	5	1	33	0	33
	T	0	0	0	0	0	0	0	1	0	5	8	10	9	10	13	18	11	9	3	97	3	100
67 Malignant neoplasms of	M	0	0	0	0	0	0	1	0	0	2	1	1	3	2	0	4	1	1	0	16	0	16
	F	0	0	0	0	0	0	0	0	0	1	0	2	3	2	4	4	3	3	0	22	0	22
	T	0	0	0	0	0	0	1	0	0	3	1	3	6	4	4	8	4	4	0	38	0	38
68 Malignant neoplasms of gallbladder and extrahepatic bile	M	0	0	0	0	0	0	0	0	0	0	1	0	2	0	1	2	2	0	2	10	1	11
	F	0	0	0	0	0	0	0	0	0	0	2	1	0	0	4	3	3	1	0	14	0	14
	T	0	0	0	0	0	0	0	0	0	0	3	1	2	0	5	5	5	1	2	24	1	25
69 Malignant neoplasms of pancreas	M	0	0	0	0	0	0	0	0	2	3	8	14	13	22	23	24	19	16	1	145	3	148
	F	0	0	0	0	0	0	0	0	1	3	5	9	8	17	19	24	20	26	13	145	1	146
	T	0	0	0	0	0	0	0	0	3	6	13	23	21	39	42	48	39	42	14	290	4	294
70 Malignant neoplasms of other and ill-defined digestive organs	M	0	0	0	0	0	0	0	1	0	1	0	4	5	7	15	6	7	7	1	54	1	55
	F	0	0	0	0	0	0	0	0	0	4	0	3	6	3	6	2	8	10	8	50	1	51
	T	0	0	0	0	0	0	0	1	0	5	0	7	11	10	21	8	15	17	9	104	2	106
71 Malignant neoplasms of nasal cavity, middle ear and accessory sinuses	M	0	0	0	0	0	0	0	0	0	1	0	1	0	1	0	2	0	0	0	5	0	5
	F	0	0	0	0	0	0	0	0	0	0	0	0	0	0	0	0	0	0	0	0	0	0
	T	0	0	0	0	0	0	0	0	0	1	0	1	0	1	0	2	0	0	0	5	0	5
72 Malignant neoplasms of larynx	M	0	0	0	0	0	0	0	0	1	0	1	3	5	2	3	2	3	3	0	23	0	23
	F	0	0	0	0	0	0	0	0	0	1	0	0	1	1	2	2	1	1	0	9	0	9
	T	0	0	0	0	0	0	0	0	1	1	1	3	6	3	5	4	4	4	0	32	0	32

Table 15

(Continued)

		0-4	5-9	10-14	15-19	20-24	25-29	30-34	35-39	40-44	45-49	50-54	55-59	60-64	65-69	70-74	75-79	80-84	85-89	90+	Res	Non Res	Total	
73 Malignant neoplasms of trachea, bronchus and lung	M	0	0	0	0	0	0	0	2	5	27	29	49	59	109	156	117	93	41	20	707	4	711	
	F	0	0	0	0	0	0	0	2	13	23	28	42	67	74	79	93	80	23	17	541	5	546	
	T	0	0	0	0	0	0	0	4	18	50	57	91	126	183	235	210	173	64	37	1248	9	1257	
74 Malignant neoplasms of thymus, heart, mediastinum and	M	0	0	0	0	0	0	0	1	0	0	0	0	1	0	0	0	0	0	0	2	1	3	
	F	0	0	0	0	0	0	0	0	0	0	0	1	0	0	0	1	0	0	0	2	0	2	
	T	0	0	0	0	0	0	0	1	0	0	0	1	1	0	0	1	0	0	0	4	1	5	
75 Malignant neoplasms of other and ill-defined sites in respiratory system and intratho-	M	0	0	0	0	0	0	0	0	0	0	0	0	0	0	0	0	0	0	0	0	0	0	
	F	0	0	0	0	0	0	0	0	0	0	0	0	0	1	0	0	0	0	0	1	0	1	
	T	0	0	0	0	0	0	0	0	0	0	0	0	0	1	0	0	0	0	0	1	0	1	
76 Malignant neoplasms of	M	0	0	0	0	0	0	0	0	1	2	0	0	0	0	0	2	0	0	0	5	0	5	
	F	0	0	0	0	0	0	0	0	1	0	0	0	1	0	0	0	0	1	0	3	0	3	
	T	0	0	0	0	0	0	0	0	2	2	0	0	1	0	0	2	0	1	0	8	0	8	
77 Malignant melanoma of skin	M	0	0	0	0	0	0	0	0	2	2	0	3	6	6	7	6	7	1	3	43	1	44	
	F	0	0	0	0	0	0	0	0	1	1	1	2	3	2	3	4	0	1	1	19	0	19	
	T	0	0	0	0	0	0	0	0	3	3	1	5	9	8	10	10	7	2	4	62	1	63	
78 Other malignant neoplasms of skin	M	0	0	0	0	0	0	0	0	0	0	1	0	0	1	3	2	0	4	3	14	0	14	
	F	0	0	0	0	0	0	0	0	0	0	0	0	0	0	1	0	2	3	0	6	1	7	
	T	0	0	0	0	0	0	0	0	0	0	1	0	0	1	4	2	2	7	3	20	1	21	
79 Mesothelioma	M	0	0	0	0	0	0	0	0	0	1	1	2	2	2	6	6	5	0	0	25	0	25	
	F	0	0	0	0	0	0	0	0	2	0	0	1	1	0	1	1	0	0	0	6	0	6	
	T	0	0	0	0	0	0	0	0	2	1	1	3	3	2	7	7	5	0	0	31	0	31	
80 Kaposi's sarcoma	M	0	0	0	0	0	0	0	0	0	0	0	0	0	0	0	0	0	0	0	0	0	0	
	F	0	0	0	0	0	0	0	0	0	0	0	0	0	0	0	0	0	0	1	0	1	0	1
	T	0	0	0	0	0	0	0	0	0	0	0	0	0	0	0	0	0	0	1	0	1	0	1
81 Malignant neoplasms of	M	0	0	0	0	0	0	1	0	1	0	1	1	1	1	4	1	1	1	0	13	0	13	
	F	0	0	0	0	0	1	0	1	1	2	5	5	2	3	3	5	6	2	1	37	0	37	
	T	0	0	0	0	0	1	1	1	2	2	6	6	3	4	7	6	7	3	1	50	0	50	
82 Malignant neoplasm of	M	0	0	0	0	0	0	0	0	0	1	0	0	0	1	3	0	0	0	0	5	0	5	
	F	0	0	0	0	0	2	2	10	16	29	49	46	41	41	30	49	38	28	29	410	4	414	
	T	0	0	0	0	0	2	2	10	16	30	49	46	41	42	33	49	38	28	29	415	4	419	
83 Malignant neoplasms of vulva and vagina	M	0	0	0	0	0	0	0	0	0	0	0	0	0	0	0	0	0	0	0	0	0	0	
	F	0	0	0	0	0	0	0	0	1	0	1	0	2	3	1	0	1	0	0	9	0	9	
	T	0	0	0	0	0	0	0	0	1	0	1	0	2	3	1	0	1	0	0	9	0	9	
84 Malignant neoplasms of cervix uteri	M	0	0	0	0	0	0	0	0	0	0	0	0	0	0	0	0	0	0	0	0	0	0	
	F	0	0	0	0	1	1	3	1	4	5	5	4	4	5	4	1	2	1	0	41	0	41	
	T	0	0	0	0	1	1	3	1	4	5	5	4	4	5	4	1	2	1	0	41	0	41	

Table 15

(Continued)

		0-4	5-9	10-14	15-19	20-24	25-29	30-34	35-39	40-44	45-49	50-54	55-59	60-64	65-69	70-74	75-79	80-84	85-89	90+	Res	Non Res	Total
85 Malignant neoplasms of corpus uteri and uterus, part unspecified	M	0	0	0	0	0	0	0	0	0	0	0	0	0	0	0	0	0	0	0	0	0	0
	F	0	0	0	0	0	0	0	1	0	3	1	1	8	9	7	7	8	8	0	53	1	54
	T	0	0	0	0	0	0	0	1	0	3	1	1	8	9	7	7	8	8	0	53	1	54
86 Malignant neoplasms of ovary	M	0	0	0	0	0	0	0	0	0	0	0	0	0	0	0	0	0	0	0	0	0	0
	F	0	0	0	0	1	0	2	1	6	10	11	10	10	14	23	13	16	8	3	128	0	128
	T	0	0	0	0	1	0	2	1	6	10	11	10	10	14	23	13	16	8	3	128	0	128
87 Malignant neoplasms of other and unspecified female genital organs	M	0	0	0	0	0	0	0	0	0	0	0	0	0	0	0	0	0	0	0	0	0	0
	F	0	0	0	0	0	0	0	0	0	0	0	0	1	0	1	2	1	0	0	5	0	5
	T	0	0	0	0	0	0	0	0	0	0	0	0	1	0	1	2	1	0	0	5	0	5
88 Malignant neoplasms of placenta	M	0	0	0	0	0	0	0	0	0	0	0	0	0	0	0	0	0	0	0	0	0	0
	F	0	0	0	0	0	0	0	0	0	0	0	0	0	0	0	0	0	0	0	0	0	0
	T	0	0	0	0	0	0	0	0	0	0	0	0	0	0	0	0	0	0	0	0	0	0
89 Malignant neoplasms of prostate	M	0	0	0	0	0	0	0	0	0	1	5	8	19	36	55	58	82	65	30	359	3	362
	F	0	0	0	0	0	0	0	0	0	0	0	0	0	0	0	0	0	0	0	0	0	0
	T	0	0	0	0	0	0	0	0	0	1	5	8	19	36	55	58	82	65	30	359	3	362
90 Malignant neoplasms of testis	M	0	0	0	0	0	0	0	1	0	1	0	0	0	0	0	0	0	0	0	2	0	2
	F	0	0	0	0	0	0	0	0	0	0	0	0	0	0	0	0	0	0	0	0	0	0
	T	0	0	0	0	0	0	0	1	0	1	0	0	0	0	0	0	0	0	0	2	0	2
91 Malignant neoplasms of penis and other and unspecified male genital organs	M	0	0	0	0	0	0	0	0	0	0	1	0	0	2	0	0	0	1	0	4	0	4
	F	0	0	0	0	0	0	0	0	0	0	0	0	0	0	0	0	0	0	0	0	0	0
	T	0	0	0	0	0	0	0	0	0	0	1	0	0	2	0	0	0	1	0	4	0	4
92 Malignant neoplasms of kidney and renal pelvis	M	0	0	0	0	0	1	0	0	2	0	6	5	6	11	12	9	9	8	1	70	1	71
	F	0	0	0	0	0	0	0	0	1	1	3	4	2	6	11	3	2	6	4	43	1	44
	T	0	0	0	0	0	1	0	0	3	1	9	9	8	17	23	12	11	14	5	113	2	115
93 Malignant neoplasms of bladder	M	0	0	0	0	0	0	1	1	1	2	4	4	17	15	12	8	10	6	81	0	81	
	F	0	0	0	0	0	0	1	0	1	0	0	1	1	2	5	8	9	7	4	39	0	39
	T	0	0	0	0	0	0	1	1	2	1	2	5	5	19	20	20	17	17	10	120	0	120
94 Malignant neoplasms of other and unspecified sites within the urinary tract	M	0	0	0	0	0	0	0	0	0	1	0	0	0	0	2	0	3	1	0	7	0	7
	F	0	0	0	0	0	0	1	0	0	0	0	0	1	1	0	0	1	0	0	4	0	4
	T	0	0	0	0	0	0	1	0	0	1	0	0	1	1	2	0	4	1	0	11	0	11
95 Malignant neoplasm of eye and adnexa	M	0	0	0	0	0	0	0	0	0	0	0	0	0	0	0	0	0	0	0	0	0	0
	F	0	0	0	0	0	0	0	0	0	0	0	1	0	0	0	0	1	0	1	3	0	3
	T	0	0	0	0	0	0	0	0	0	0	0	1	0	0	0	0	1	0	1	3	0	3
96 Malignant neoplasms of brain	M	1	1	0	0	0	3	1	3	8	5	11	10	11	8	9	5	3	2	0	81	2	83
	F	0	0	0	0	1	0	0	5	1	6	5	8	6	10	2	7	5	5	1	62	0	62
	T	1	1	0	0	1	3	1	8	9	11	16	18	17	18	11	12	8	7	1	143	2	145

Table 15

(Continued)

		0-4	5-9	10-14	15-19	20-24	25-29	30-34	35-39	40-44	45-49	50-54	55-59	60-64	65-69	70-74	75-79	80-84	85-89	90+	Res	Non Res	Total	
97 Malignant neoplasms of other parts of central nervous system	M	0	0	0	0	0	0	0	0	0	0	0	0	0	0	0	0	0	0	0	0	0	0	
	F	0	0	0	0	0	0	0	0	0	0	0	0	0	0	0	0	0	0	0	0	0	0	0
	T	0	0	0	0	0	0	0	0	0	0	0	0	0	0	0	0	0	0	0	0	0	0	0
98 Malignant neoplasms of thyroid and other endocrine glands	M	0	0	0	0	0	0	1	0	0	0	0	0	0	0	0	2	1	0	0	4	0	4	
	F	1	0	1	0	0	0	1	0	0	0	0	0	1	1	1	2	0	3	2	13	1	14	
	T	1	0	1	0	0	0	2	0	0	0	0	0	1	1	1	4	1	3	2	17	1	18	
99 Other malignant neoplasms of other and unspecified sites	M	0	0	0	0	1	0	3	1	6	5	11	9	15	23	27	49	27	19	8	204	1	205	
	F	1	0	0	0	0	0	0	3	3	5	3	18	17	20	23	21	32	23	19	188	1	189	
	T	1	0	0	0	1	0	3	4	9	10	14	27	32	43	50	70	59	42	27	392	2	394	
100 Hodgkin's disease	M	0	0	0	0	0	0	0	0	1	0	1	0	0	0	2	0	0	0	0	4	0	4	
	F	0	0	0	0	0	0	0	0	0	0	0	0	0	0	0	0	3	0	0	3	0	3	
	T	0	0	0	0	0	0	0	0	1	0	1	0	0	0	2	0	3	0	0	7	0	7	
101 Non-Hodgkin's lymphoma	M	0	0	0	0	0	0	1	2	4	6	9	8	7	10	12	12	16	10	1	98	1	99	
	F	0	0	0	0	0	0	1	0	0	1	5	1	7	7	15	12	19	9	8	85	2	87	
	T	0	0	0	0	0	0	2	2	4	7	14	9	14	17	27	24	35	19	9	183	3	186	
102 Malignant neoplasms of other and unspecified lymphoid,	M	0	0	0	0	0	0	0	0	0	0	0	0	0	0	0	0	0	1	0	1	0	1	
	F	0	0	0	0	0	0	0	0	0	0	0	0	0	0	0	0	0	0	0	0	0	0	
	T	0	0	0	0	0	0	0	0	0	0	0	0	0	0	0	0	0	1	0	1	0	1	
103 Malignant immunoproliferative diseases	M	0	0	0	0	0	0	0	0	0	0	0	0	0	1	0	2	0	1	0	4	0	4	
	F	0	0	0	0	0	0	0	0	0	0	0	0	0	0	0	0	0	0	0	0	0	0	
	T	0	0	0	0	0	0	0	0	0	0	0	0	0	1	0	2	0	1	0	4	0	4	
104 Multiple myeloma and	M	0	0	0	0	0	0	0	0	1	2	1	2	5	4	10	9	7	2	1	44	2	46	
	F	0	0	0	0	0	0	0	0	2	0	0	1	2	5	11	6	11	6	2	46	0	46	
	T	0	0	0	0	0	0	0	0	3	2	1	3	7	9	21	15	18	8	3	90	2	92	
105 Lymphoid leukemia	M	1	0	0	1	0	1	0	0	0	0	1	1	4	2	5	9	7	3	2	37	0	37	
	F	0	1	1	1	1	0	0	0	0	1	0	1	2	2	5	6	7	3	5	36	0	36	
	T	1	1	1	2	1	1	0	0	0	1	1	2	6	4	10	15	14	6	7	73	0	73	
106 Myeloid leukemia	M	0	0	0	0	0	0	0	0	4	0	2	2	4	6	5	8	6	2	1	40	1	41	
	F	2	0	0	0	1	0	0	0	1	2	1	2	5	4	4	9	4	6	0	41	1	42	
	T	2	0	0	0	1	0	0	0	5	2	3	4	9	10	9	17	10	8	1	81	2	83	
107 Monocytic leukemia	M	0	0	0	0	0	0	0	0	0	0	0	0	0	0	1	0	0	0	0	1	0	1	
	F	0	0	0	0	0	0	0	0	0	0	0	0	0	0	0	0	0	0	0	0	0	0	
	T	0	0	0	0	0	0	0	0	0	0	0	0	0	0	1	0	0	0	0	1	0	1	
108 Other and unspecified	M	0	1	0	1	0	0	0	1	1	0	0	0	1	1	2	2	3	3	2	18	1	19	
	F	1	0	0	0	0	0	0	0	1	1	1	1	1	0	3	4	7	2	1	23	1	24	
	T	1	1	0	1	0	0	0	1	2	1	1	1	2	1	5	6	10	5	3	41	2	43	

Table 15

(Continued)

		0-4	5-9	10-14	15-19	20-24	25-29	30-34	35-39	40-44	45-49	50-54	55-59	60-64	65-69	70-74	75-79	80-84	85-89	90+	Res	Non Res	Total	
109 Carcinoma in situ of breast	M	0	0	0	0	0	0	0	0	0	0	0	0	0	0	0	0	0	0	0	0	0	0	
	F	0	0	0	0	0	0	0	0	0	0	0	0	0	0	0	0	0	0	0	0	0	0	0
	T	0	0	0	0	0	0	0	0	0	0	0	0	0	0	0	0	0	0	0	0	0	0	0
110 Carcinoma in situ of other	M	0	0	0	0	0	0	0	0	0	0	0	0	0	0	0	0	0	0	0	0	0	0	0
	F	0	0	0	0	0	0	0	0	0	0	0	0	0	0	0	0	0	0	0	0	0	0	0
	T	0	0	0	0	0	0	0	0	0	0	0	0	0	0	0	0	0	0	0	0	0	0	0
111 Benign neoplasms of female genital organs	M	0	0	0	0	0	0	0	0	0	0	0	0	0	0	0	0	0	0	0	0	0	0	0
	F	0	0	0	0	0	0	0	0	0	0	0	0	0	0	0	0	0	0	0	0	0	0	0
	T	0	0	0	0	0	0	0	0	0	0	0	0	0	0	0	0	0	0	0	0	0	0	0
112 Benign neoplasms of eye, brain and other parts of central nervous system	M	0	0	0	0	0	0	1	0	1	0	0	0	0	0	0	0	0	0	0	2	0	2	
	F	0	0	0	0	0	0	0	0	0	0	0	0	0	1	2	1	2	1	0	7	0	7	
	T	0	0	0	0	0	0	1	0	1	0	0	0	0	1	2	1	2	1	0	9	0	9	
113 Benign neoplasms of other and unspecified sites	M	0	0	0	0	0	0	0	0	0	1	1	0	1	0	0	0	0	0	3	0	3	3	
	F	0	0	0	0	0	0	0	0	0	0	0	0	0	0	0	0	0	0	0	0	0	0	
	T	0	0	0	0	0	0	0	0	0	1	1	0	1	0	0	0	0	0	3	0	3	3	
114 Neoplasms of uncertain or unknown behavior of specified	M	1	0	1	0	1	0	0	2	0	0	4	4	3	3	5	10	9	6	3	52	1	53	
	F	0	3	1	0	0	0	1	0	0	1	0	0	1	2	7	6	4	9	2	37	0	37	
	T	1	3	2	0	1	0	1	2	0	1	4	4	4	5	12	16	13	15	5	89	1	90	
115 Neoplasm of uncertain or unknown behavior of unspecified sites	M	0	0	0	0	0	0	0	0	0	0	0	0	0	0	1	0	0	0	1	0	1	1	
	F	0	0	0	0	0	1	0	0	2	0	0	1	0	0	0	0	1	0	0	5	0	5	
	T	0	0	0	0	0	1	0	0	2	0	0	1	0	0	1	0	1	0	0	6	0	6	
116 Nutritional anemias	M	0	0	0	0	0	0	0	0	0	0	0	0	0	0	0	0	0	1	0	1	1	2	
	F	0	0	0	0	0	0	0	0	0	0	0	0	0	0	0	0	0	1	2	3	0	3	
	T	0	0	0	0	0	0	0	0	0	0	0	0	0	0	0	0	0	2	2	4	1	5	
117 Hemolytic anemias	M	1	0	0	0	0	0	0	0	0	0	0	0	0	0	0	0	1	0	0	2	0	2	
	F	0	0	0	0	0	0	0	1	0	0	0	0	0	0	0	0	0	0	0	1	0	1	
	T	1	0	0	0	0	0	0	1	0	0	0	0	0	0	0	0	1	0	0	3	0	3	
118 Aplastic anemias	M	0	1	0	0	0	0	0	0	0	0	1	0	0	0	2	1	2	0	7	0	7	7	
	F	0	0	0	0	0	0	0	0	0	0	0	0	0	0	0	0	0	2	2	4	0	4	
	T	0	1	0	0	0	0	0	0	0	0	0	1	0	0	2	1	4	2	11	0	11	11	
119 Acute posthemorrhagic and	M	0	0	0	0	0	0	0	0	0	0	0	0	0	0	0	0	1	2	2	5	0	5	
	F	0	0	0	0	0	0	0	0	0	0	0	0	0	0	2	1	2	3	6	14	0	14	
	T	0	0	0	0	0	0	0	0	0	0	0	0	0	0	2	1	3	5	8	19	0	19	
120 Coagulation defects, purpura and other hemorrhagic conditions	M	0	0	0	1	0	0	0	0	0	0	1	0	0	0	3	0	0	0	5	0	5	5	
	F	0	0	0	0	0	0	0	0	0	1	0	0	0	0	1	0	3	0	2	7	0	7	
	T	0	0	0	1	0	0	0	0	0	1	0	1	0	0	1	3	3	0	2	12	0	12	

Table 15

(Continued)

		0-4	5-9	10-14	15-19	20-24	25-29	30-34	35-39	40-44	45-49	50-54	55-59	60-64	65-69	70-74	75-79	80-84	85-89	90+	Res	Non Res	Total
121 Other diseases of blood and	M	0	0	0	0	0	0	0	1	0	0	0	0	0	0	0	1	1	0	0	3	0	3
	F	0	0	0	0	0	0	0	0	0	0	0	0	0	0	0	0	0	1	0	1	0	1
	T	0	0	0	0	0	0	0	1	0	0	0	0	0	0	0	1	1	1	0	4	0	4
122 Certain disorders involving	M	0	0	0	0	0	1	0	0	0	0	0	0	0	0	0	1	0	0	0	2	0	2
	F	0	0	0	0	0	0	0	0	1	0	0	0	1	0	0	1	2	0	0	5	0	5
	T	0	0	0	0	0	1	0	0	1	0	0	0	1	0	0	2	2	0	0	7	0	7
123 Disorders of thyroid gland	M	0	0	0	0	0	0	0	0	0	0	0	0	0	0	0	0	0	1	1	2	0	2
	F	0	0	0	0	0	0	0	0	0	0	0	0	0	0	0	1	3	0	2	6	0	6
	T	0	0	0	0	0	0	0	0	0	0	0	0	0	0	0	1	3	1	3	8	0	8
124 Diabetes mellitus	M	0	1	0	1	0	1	2	1	4	9	4	12	13	13	30	36	46	32	16	221	2	223
	F	0	0	0	0	1	0	1	3	4	2	3	3	7	17	29	37	38	43	42	230	2	232
	T	0	1	0	1	1	1	3	4	8	11	7	15	20	30	59	73	84	75	58	451	4	455
125 Disorders of pituitary gland	M	0	0	0	0	0	0	0	0	0	0	0	0	0	0	0	0	0	0	0	0	0	0
	F	0	0	0	0	0	0	0	0	0	0	0	0	0	0	0	0	0	0	0	0	0	0
	T	0	0	0	0	0	0	0	0	0	0	0	0	0	0	0	0	0	0	0	0	0	0
126 Disorders of adrenal glands	M	0	0	0	0	0	0	0	0	0	0	0	0	0	0	0	0	0	0	0	0	0	0
	F	0	1	0	0	1	0	1	0	0	0	0	0	0	0	0	0	0	0	0	3	0	3
	T	0	1	0	0	1	0	1	0	0	0	0	0	0	0	0	0	0	0	0	3	0	3
127 Diseases of thymus	M	0	0	0	0	0	0	0	0	0	0	0	0	0	0	0	0	0	0	0	0	0	0
	F	0	0	0	0	0	0	0	0	0	0	0	0	0	0	0	0	0	0	0	0	0	0
	T	0	0	0	0	0	0	0	0	0	0	0	0	0	0	0	0	0	0	0	0	0	0
128 Other endocrine diseases	M	0	0	0	0	0	0	0	0	0	0	0	1	0	0	1	0	0	0	0	2	0	2
	F	0	0	0	0	0	0	0	0	0	0	0	0	0	0	0	0	1	1	0	2	0	2
	T	0	0	0	0	0	0	0	0	0	0	0	1	0	0	1	0	1	1	0	4	0	4
129 Nutritional marasmus	M	0	0	0	0	0	0	0	0	0	0	0	0	0	0	0	0	0	0	0	0	0	0
	F	0	0	0	0	0	0	0	0	0	0	0	0	0	0	0	0	0	0	0	0	0	0
	T	0	0	0	0	0	0	0	0	0	0	0	0	0	0	0	0	0	0	0	0	0	0
130 Other and unspecified	M	0	0	0	0	0	0	0	0	0	0	0	0	0	0	0	0	1	2	1	4	0	4
	F	0	0	0	0	0	0	0	0	0	0	0	1	1	0	0	0	1	2	5	10	0	10
	T	0	0	0	0	0	0	0	0	0	0	0	1	1	0	0	0	2	4	6	14	0	14
131 Other nutritional deficien-	M	0	0	0	0	0	0	0	0	0	0	0	0	0	0	0	0	0	0	0	0	1	1
	F	0	0	0	0	0	0	0	0	0	0	0	0	0	0	0	0	0	0	2	2	0	2
	T	0	0	0	0	0	0	0	0	0	0	0	0	0	0	0	0	0	0	2	2	1	3
132 Obesity and other hyperali- mentation	M	0	0	0	0	0	0	1	2	0	2	2	1	2	0	1	0	1	0	0	12	0	12
	F	0	0	0	0	0	0	0	0	0	3	0	0	1	0	0	1	1	1	0	7	0	7
	T	0	0	0	0	0	0	1	2	0	5	2	1	3	0	1	1	2	1	0	19	0	19

Table 15

(Continued)

		0-4	5-9	10-14	15-19	20-24	25-29	30-34	35-39	40-44	45-49	50-54	55-59	60-64	65-69	70-74	75-79	80-84	85-89	90+	Res	Non Res	Total
133 Cystic fibrosis	M	0	0	0	0	0	1	0	0	0	0	0	0	0	0	0	0	0	0	0	1	0	1
	F	1	0	0	0	0	0	0	0	0	0	0	0	0	0	0	0	0	0	0	1	0	1
	T	1	0	0	0	0	1	0	0	0	0	0	0	0	0	0	0	0	0	0	2	0	2
134 Volume depletion, disorders of fluid, electrolyte and acid-base	M	0	1	0	0	0	0	0	0	1	0	0	0	1	0	2	4	5	1	15	0	15	
	F	0	0	0	0	0	0	1	0	0	0	0	0	0	0	1	2	6	12	22	0	22	
	T	0	1	0	0	0	0	1	0	0	1	0	0	1	0	3	6	11	13	37	0	37	
135 Other metabolic disorders	M	2	1	1	0	1	0	0	0	0	1	2	1	1	4	2	4	0	2	2	24	0	24
	F	3	0	0	0	2	0	1	0	1	0	0	0	3	1	2	1	1	2	1	18	0	18
	T	5	1	1	0	3	0	1	0	1	1	2	1	4	5	4	5	1	4	3	42	0	42
136 Organic dementia	M	0	0	0	0	0	0	0	0	0	0	0	0	1	1	5	15	22	23	26	93	1	94
	F	0	0	0	0	0	0	0	0	0	0	0	1	1	1	9	13	31	41	89	186	1	187
	T	0	0	0	0	0	0	0	0	0	0	0	1	2	2	14	28	53	64	115	279	2	281
137 Other and unspecified	M	0	0	0	0	0	0	0	0	0	0	0	0	0	0	1	0	0	1	1	3	0	3
	F	0	0	0	0	0	0	0	0	0	0	0	0	0	1	2	1	0	1	2	7	0	7
	T	0	0	0	0	0	0	0	0	0	0	0	0	0	1	3	1	0	2	3	10	0	10
138 Mental and behavioral disorders due to use of alcohol	M	0	0	0	0	1	1	0	3	9	9	5	9	5	4	5	9	1	0	0	61	0	61
	F	0	0	0	0	0	0	0	0	2	3	4	3	2	1	1	3	2	0	0	21	0	21
	T	0	0	0	0	1	1	0	3	11	12	9	12	7	5	6	12	3	0	0	82	0	82
139 Mental and behavioral disorders due to other psychoactive substance use	M	0	0	0	0	1	1	3	0	1	4	0	2	0	0	1	1	0	0	0	14	1	15
	F	0	0	0	0	2	0	1	1	2	2	1	1	1	0	1	1	0	1	0	14	0	14
	T	0	0	0	0	3	1	4	1	3	6	1	3	1	0	2	2	0	1	0	28	1	29
140 Schizophrenia, schizotypal and delusional disorders	M	0	0	0	0	0	0	0	0	0	1	0	0	1	0	0	1	0	1	0	4	0	4
	F	0	0	0	0	0	0	0	0	0	0	0	0	0	0	0	0	3	0	0	3	0	3
	T	0	0	0	0	0	0	0	0	0	1	0	0	1	0	0	1	3	1	0	7	0	7
141 Mood (affective) disorders	M	0	0	0	0	0	0	0	0	0	0	0	0	0	0	0	0	1	0	1	2	0	2
	F	0	0	0	0	0	0	0	0	0	0	0	0	0	0	0	0	2	3	7	12	0	12
	T	0	0	0	0	0	0	0	0	0	0	0	0	0	0	0	0	3	3	8	14	0	14
142 Neurotic, stress-related and	M	0	0	0	0	0	0	0	0	0	0	0	0	0	0	0	0	0	0	0	0	0	0
	F	0	0	0	0	0	0	0	0	0	0	0	0	0	0	0	0	1	0	0	1	0	1
	T	0	0	0	0	0	0	0	0	0	0	0	0	0	0	0	0	1	0	0	1	0	1
143 Mental retardation	M	0	0	0	0	0	0	0	0	0	0	0	0	0	0	0	0	0	0	0	0	0	0
	F	0	0	0	0	0	0	0	0	0	0	0	0	0	0	0	0	0	0	0	0	0	0
	T	0	0	0	0	0	0	0	0	0	0	0	0	0	0	0	0	0	0	0	0	0	0
144 Other and unspecified mental and behavioral disorders	M	0	0	0	0	0	0	0	0	0	0	0	0	0	0	0	0	0	0	0	0	0	0
	F	0	0	0	0	0	0	0	0	0	0	0	0	0	0	0	0	1	1	0	2	0	2
	T	0	0	0	0	0	0	0	0	0	0	0	0	0	0	0	0	1	1	0	2	0	2

Table 15

(Continued)

		0-4	5-9	10-14	15-19	20-24	25-29	30-34	35-39	40-44	45-49	50-54	55-59	60-64	65-69	70-74	75-79	80-84	85-89	90+	Res	Non Res	Total
157 Rheumatic mitral valve diseases	M	0	0	0	0	0	0	0	0	0	0	0	2	1	0	0	0	0	1	0	4	1	5
	F	0	0	0	0	0	0	0	0	0	0	2	1	1	0	1	1	1	0	2	9	0	9
	T	0	0	0	0	0	0	0	0	0	0	2	3	2	0	1	1	1	1	2	13	1	14
158 Rheumatic aortic valve	M	0	0	0	0	0	0	0	0	0	0	0	0	0	0	0	0	0	0	0	0	0	0
	F	0	0	0	0	0	0	0	0	0	0	0	0	0	0	0	0	0	0	0	0	0	0
	T	0	0	0	0	0	0	0	0	0	0	0	0	0	0	0	0	0	0	0	0	0	0
160 Other chronic rheumatic	M	0	0	0	0	0	0	0	0	1	0	0	0	1	2	1	1	2	1	0	9	1	10
	F	0	0	0	0	0	0	0	1	0	0	0	0	1	2	1	2	4	1	0	12	0	12
	T	0	0	0	0	0	0	0	1	1	0	0	0	2	4	2	3	6	2	0	21	1	22
161 Essential (primary)	M	0	0	0	0	0	0	0	0	0	0	0	0	0	2	2	2	7	1	3	17	0	17
	F	0	0	0	0	0	0	0	0	0	0	0	0	1	0	1	4	9	19	19	53	0	53
	T	0	0	0	0	0	0	0	0	0	0	0	0	1	2	3	6	16	20	22	70	0	70
162 Hypertensive heart disease	M	0	0	0	0	0	0	0	0	0	2	0	3	0	1	2	2	4	3	3	20	1	21
	F	1	0	0	0	0	0	0	0	0	0	0	1	1	1	2	4	9	15	14	48	1	49
	T	1	0	0	0	0	0	0	0	0	2	0	4	1	2	4	6	13	18	17	68	2	70
163 Hypertensive renal disease	M	0	0	0	0	0	0	0	0	1	0	0	1	0	1	0	2	7	3	1	16	0	16
	F	0	0	0	0	0	0	0	0	1	0	1	1	0	1	1	2	3	5	4	19	1	20
	T	0	0	0	0	0	0	0	0	2	0	1	2	0	2	1	4	10	8	5	35	1	36
164 Hypertensive heart and	M	0	0	0	0	0	0	0	0	0	0	0	0	0	1	0	1	1	0	3	6	0	6
	F	0	0	0	0	0	0	0	0	0	0	0	0	1	0	1	1	0	1	1	5	0	5
	T	0	0	0	0	0	0	0	0	0	0	0	0	1	1	1	2	1	1	4	11	0	11
165 Acute myocardial infarction	M	0	0	0	0	0	1	0	2	8	17	21	42	38	76	76	106	115	96	73	671	20	691
	F	0	0	0	1	0	0	0	2	2	2	5	14	13	19	36	73	121	111	137	536	14	550
	T	0	0	0	1	0	1	0	4	10	19	26	56	51	95	112	179	236	207	210	1207	34	1241
166 Other acute ischemic heart	M	0	0	0	0	0	0	0	0	0	0	0	1	0	0	0	1	0	0	1	3	0	3
	F	0	0	0	0	0	0	0	0	0	0	0	0	0	0	0	1	0	2	1	4	0	4
	T	0	0	0	0	0	0	0	0	0	0	0	1	0	0	0	2	0	2	2	7	0	7
167 Atherosclerotic cardiovas-	M	0	0	0	0	0	0	2	1	5	13	15	31	37	53	57	57	62	45	22	400	17	417
	F	0	0	0	0	0	0	0	0	2	1	3	4	7	23	27	50	53	51	60	281	10	291
	T	0	0	0	0	0	0	2	1	7	14	18	35	44	76	84	107	115	96	82	681	27	708
168 All other forms of chronic	M	0	0	0	0	1	1	1	8	17	25	46	57	70	76	110	137	166	138	104	957	22	979
	F	0	0	0	1	0	0	0	0	5	9	7	9	18	20	55	83	138	175	239	759	11	770
	T	0	0	0	1	1	1	1	8	22	34	53	66	88	96	165	220	304	313	343	1716	33	1749
169 Pulmonary embolism	M	0	0	0	0	0	0	0	0	3	0	1	1	3	1	7	5	1	1	23	0	23	
	F	0	0	0	0	0	0	0	0	1	0	1	1	3	3	7	9	4	4	3	36	1	37
	T	0	0	0	0	0	0	0	0	1	3	1	2	4	6	8	16	9	5	4	59	1	60

Table 15

(Continued)

		0-4	5-9	10-14	15-19	20-24	25-29	30-34	35-39	40-44	45-49	50-54	55-59	60-64	65-69	70-74	75-79	80-84	85-89	90+	Res	Non Res	Total
170 Other pulmonary heart disease and diseases of pulmo-	M	1	0	0	0	0	0	2	0	0	0	0	1	2	0	0	4	3	0	1	14	0	14
	F	0	0	0	0	0	0	0	1	0	0	0	0	1	0	4	1	3	3	2	15	0	15
	T	1	0	0	0	0	0	2	1	0	0	0	1	3	0	4	5	6	3	3	29	0	29
171 Acute and subacute	M	0	0	0	0	0	0	0	0	0	0	0	1	0	0	0	0	0	0	0	1	1	2
	F	0	0	0	0	0	0	0	0	0	0	0	0	0	2	0	0	0	0	0	2	0	2
	T	0	0	0	0	0	0	0	0	0	0	0	1	0	2	0	0	0	0	0	3	1	4
172 Diseases of pericardium and acute myocarditis	M	0	0	0	0	0	0	0	0	0	1	0	0	0	0	0	0	0	0	0	1	0	1
	F	0	0	0	0	0	0	0	0	0	0	0	0	0	0	0	0	0	0	0	0	1	1
	T	0	0	0	0	0	0	0	0	0	1	0	0	0	0	0	0	0	0	0	1	1	2
173 Nonrheumatic mitral valve	M	0	0	0	0	0	0	0	0	0	0	0	0	0	2	1	1	1	0	1	6	0	6
	F	0	0	0	0	0	0	0	0	0	0	0	1	0	2	0	0	1	0	1	5	0	5
	T	0	0	0	0	0	0	0	0	0	0	0	1	0	4	1	1	2	0	2	11	0	11
174 Nonrheumatic aortic valve disorders	M	0	0	0	0	0	0	0	0	0	1	0	1	0	2	3	4	8	2	2	23	1	24
	F	0	0	0	0	0	0	0	0	1	0	0	0	0	1	2	1	4	6	12	27	1	28
	T	0	0	0	0	0	0	0	0	1	1	0	1	0	3	5	5	12	8	14	50	2	52
175 All other diseases of endocardium	M	0	0	0	0	0	0	0	0	0	1	0	0	1	0	0	2	5	1	0	10	1	11
	F	0	0	0	0	0	0	0	0	0	0	0	1	1	3	2	3	4	3	1	18	0	18
	T	0	0	0	0	0	0	0	0	0	1	0	1	2	3	2	5	9	4	1	28	1	29
176 Cardiomyopathy	M	1	0	0	0	0	0	0	1	2	1	6	4	2	7	5	4	4	4	1	42	2	44
	F	1	0	0	0	1	1	0	1	2	0	1	0	3	1	1	1	2	3	3	21	0	21
	T	2	0	0	0	1	1	0	2	4	1	7	4	5	8	6	5	6	7	4	63	2	65
177 Conduction disorders and cardiac dysrhythmias	M	0	0	0	2	0	1	1	0	1	1	1	1	2	5	6	5	9	8	12	55	1	56
	F	0	0	0	0	0	0	1	1	1	2	0	1	0	3	6	10	18	35	35	113	0	113
	T	0	0	0	2	0	1	2	1	2	3	1	2	2	8	12	15	27	43	47	168	1	169
178 Congestive heart failure	M	0	0	0	0	0	0	0	0	0	1	0	1	0	3	3	19	24	35	29	115	0	115
	F	0	0	0	0	0	0	0	0	0	0	1	0	1	2	8	8	27	39	75	161	1	162
	T	0	0	0	0	0	0	0	0	0	1	1	1	1	5	11	27	51	74	104	276	1	277
179 Other and unspecified	M	0	0	0	0	0	0	0	0	0	0	0	2	0	1	0	1	4	4	3	15	0	15
	F	0	0	0	0	0	0	0	0	0	0	0	0	0	0	2	2	3	10	17	34	1	35
	T	0	0	0	0	0	0	0	0	0	0	0	2	0	1	2	3	7	14	20	49	1	50
180 Myocarditis, unspecified and myocardial degeneration	M	0	0	0	0	0	0	0	0	0	0	0	0	0	1	0	1	0	0	1	3	0	3
	F	0	0	0	0	0	0	0	1	0	0	0	0	0	1	0	1	0	0	0	3	0	3
	T	0	0	0	0	0	0	0	1	0	0	0	0	0	2	0	2	0	0	1	6	0	6
181 All other and ill-defined	M	0	1	1	0	0	0	0	0	0	0	1	1	1	2	2	4	5	3	7	28	1	29
	F	0	0	0	0	0	0	0	0	0	1	1	2	0	2	0	1	3	6	7	23	0	23
	T	0	1	1	0	0	0	0	0	0	1	2	3	1	4	2	5	8	9	14	51	1	52

Table 15

(Continued)

		0-4	5-9	10-14	15-19	20-24	25-29	30-34	35-39	40-44	45-49	50-54	55-59	60-64	65-69	70-74	75-79	80-84	85-89	90+	Res	Non Res	Total
195 Influenza	M	0	0	0	0	0	0	0	0	0	0	0	0	0	0	0	0	0	1	2	3	0	3
	F	0	0	1	0	0	0	0	0	0	0	0	0	0	1	0	1	0	1	4	8	0	8
	T	0	0	1	0	0	0	0	0	0	0	0	0	0	1	0	1	0	2	6	11	0	11
196 Viral pneumonia, not	M	1	0	0	0	0	0	0	0	0	0	0	0	0	0	1	1	0	0	0	3	0	3
	F	2	0	0	0	0	0	0	0	0	0	0	0	0	0	0	0	0	0	0	2	0	2
	T	3	0	0	0	0	0	0	0	0	0	0	0	0	0	1	1	0	0	0	5	0	5
197 Bacterial pneumonia	M	0	0	0	0	0	0	0	1	1	0	0	0	0	2	0	1	0	1	0	6	0	6
	F	0	0	0	0	0	2	0	0	0	1	1	0	1	1	0	0	1	1	1	9	0	9
	T	0	0	0	0	0	2	0	1	1	1	1	0	1	3	0	1	1	2	1	15	0	15
198 Pneumonia due to other or	M	0	0	0	0	1	0	0	1	6	2	7	4	5	8	6	22	30	22	44	158	2	160
	F	1	0	0	0	0	0	0	1	5	0	3	3	3	4	4	14	23	47	59	167	1	168
	T	1	0	0	0	1	0	0	2	11	2	10	7	8	12	10	36	53	69	103	325	3	328
199 Acute bronchitis and bronchiolitis	M	2	0	0	0	0	0	0	0	0	1	0	1	0	0	0	0	0	0	0	4	0	4
	F	1	0	0	0	0	1	0	0	0	0	0	0	1	0	0	0	1	0	1	5	0	5
	T	3	0	0	0	0	1	0	0	0	1	0	1	1	0	0	0	1	0	1	9	0	9
200 Unspecified acute lower	M	0	0	0	0	0	0	0	0	0	0	0	0	0	0	0	0	1	0	0	1	0	1
	F	0	0	0	0	0	0	0	0	0	0	0	0	0	0	0	0	0	1	0	1	0	1
	T	0	0	0	0	0	0	0	0	0	0	0	0	0	0	0	0	1	1	0	2	0	2
201 Other diseases of upper	M	0	0	0	0	0	0	0	0	0	0	0	0	0	0	0	0	1	0	0	1	0	1
	F	0	0	0	0	0	0	0	0	0	0	0	0	0	1	0	0	0	1	0	2	0	2
	T	0	0	0	0	0	0	0	0	0	0	0	0	0	1	0	0	1	1	0	3	0	3
202 Bronchitis, not specified as	M	0	0	0	0	0	0	0	0	0	0	0	0	0	0	0	0	0	2	1	3	0	3
	F	0	0	0	0	0	0	0	0	0	0	0	0	0	0	0	0	0	0	1	1	0	1
	T	0	0	0	0	0	0	0	0	0	0	0	0	0	0	0	0	0	2	2	4	0	4
203 Chronic bronchitis	M	0	0	0	0	0	0	0	0	0	0	0	0	0	0	0	0	1	1	0	2	0	2
	F	0	0	0	0	0	0	0	0	0	0	0	0	1	0	0	0	1	0	1	3	0	3
	T	0	0	0	0	0	0	0	0	0	0	0	0	1	0	0	0	2	1	1	5	0	5
204 Emphysema	M	0	0	0	0	0	0	0	0	1	0	0	2	5	9	9	9	9	6	4	45	0	45
	F	0	0	0	0	0	0	0	0	1	0	2	2	1	2	6	2	8	5	1	30	0	30
	T	0	0	0	0	0	0	0	0	1	1	2	2	3	7	15	11	17	11	5	75	0	75
205 Other chronic obstructive	M	0	0	0	0	0	0	0	0	0	2	2	4	9	25	49	71	92	65	47	366	1	367
	F	0	0	0	0	0	0	0	0	1	2	1	2	17	16	36	55	67	64	39	300	3	303
	T	0	0	0	0	0	0	0	0	1	4	3	6	26	41	85	126	159	129	86	666	4	670
206 Asthma	M	0	0	1	0	1	1	0	1	1	1	0	0	0	1	0	1	1	2	0	11	1	12
	F	0	0	0	1	1	0	0	1	2	1	1	1	0	0	2	0	2	3	3	18	0	18
	T	0	0	1	1	2	1	0	2	3	2	1	1	0	1	2	1	3	5	3	29	1	30

Table 15

(Continued)

		0-4	5-9	10-14	15-19	20-24	25-29	30-34	35-39	40-44	45-49	50-54	55-59	60-64	65-69	70-74	75-79	80-84	85-89	90+	Res	Non Res	Total
207 Bronchiectasis	M	0	0	0	0	0	0	0	0	0	0	0	0	0	0	0	0	1	1	0	2	0	2
	F	0	0	0	0	0	0	0	0	1	0	0	0	0	0	0	0	3	3	1	8	1	9
	T	0	0	0	0	0	0	0	0	1	0	0	0	0	0	0	0	4	4	1	10	1	11
208 Pneumoconioses and chemical effects	M	0	0	0	0	0	0	0	0	0	0	0	0	4	1	3	0	0	0	0	8	0	8
	F	0	0	0	0	0	0	0	0	0	0	0	0	0	0	0	0	0	0	0	0	0	0
	T	0	0	0	0	0	0	0	0	0	0	0	0	4	1	3	0	0	0	0	8	0	8
209 Pneumonitis due to food and vomit	M	0	0	0	0	3	0	0	1	0	1	2	1	6	6	10	10	10	23	12	85	1	86
	F	0	0	0	0	0	0	0	0	1	0	2	1	1	1	3	7	11	13	20	60	0	60
	T	0	0	0	0	3	0	0	1	1	1	4	2	7	7	13	17	21	36	32	145	1	146
210 Other pneumonitis due to solids and liquids	M	0	0	0	0	1	0	0	0	0	0	0	0	0	0	0	0	0	0	0	1	0	1
	F	0	0	0	0	0	0	0	0	0	0	0	0	0	0	0	0	0	0	0	0	0	0
	T	0	0	0	0	1	0	0	0	0	0	0	0	0	0	0	0	0	0	0	1	0	1
211 Other lung diseases due to	M	0	0	0	0	0	0	0	0	0	0	0	0	0	1	0	0	1	1	1	4	1	5
	F	0	0	0	0	0	0	0	0	0	0	0	0	1	0	0	0	0	0	1	2	0	2
	T	0	0	0	0	0	0	0	0	0	0	0	0	1	1	0	0	1	1	2	6	1	7
212 Suppurative and necrotic conditions of lower respiratory tract	M	0	0	0	0	0	0	0	0	0	1	0	1	0	0	0	1	1	0	0	4	0	4
	F	0	0	0	0	0	0	0	0	0	0	0	0	1	0	0	0	1	0	0	2	0	2
	T	0	0	0	0	0	0	0	0	0	1	0	1	1	0	0	1	2	0	0	6	0	6
213 Pleural effusion and plaque	M	0	0	0	0	0	0	0	0	0	0	1	0	0	0	0	0	0	1	2	4	0	4
	F	0	0	0	0	0	0	0	0	0	0	1	0	0	0	0	0	1	0	2	4	0	4
	T	0	0	0	0	0	0	0	0	0	0	2	0	0	0	0	0	1	1	4	8	0	8
214 All other diseases of	M	0	0	0	1	0	0	0	0	2	0	5	4	6	4	12	16	13	13	8	84	1	85
	F	1	0	0	0	0	0	0	0	1	1	0	1	2	4	2	12	10	14	8	56	0	56
	T	1	0	0	1	0	0	0	0	3	1	5	5	8	8	14	28	23	27	16	140	1	141
215 Diseases of oral cavity,	M	0	0	0	0	0	0	0	0	0	0	0	0	0	0	0	0	0	0	0	0	0	0
	F	0	0	0	0	0	0	0	0	0	0	0	0	0	0	0	0	0	0	0	0	0	0
	T	0	0	0	0	0	0	0	0	0	0	0	0	0	0	0	0	0	0	0	0	0	0
216 Diseases of esophagus	M	0	0	0	0	0	0	0	0	1	0	0	0	0	0	1	0	2	0	4	8	1	9
	F	0	0	0	0	0	0	0	0	0	0	0	1	0	1	1	1	3	1	6	14	0	14
	T	0	0	0	0	0	0	0	0	1	0	0	1	0	1	2	1	5	1	10	22	1	23
217 Gastric ulcer	M	0	0	0	0	0	0	1	0	1	0	0	0	1	1	1	0	0	0	0	5	0	5
	F	0	0	0	0	0	0	0	0	0	0	0	0	0	1	1	3	3	1	0	9	0	9
	T	0	0	0	0	0	0	1	0	1	0	0	0	1	2	2	3	3	1	0	14	0	14
218 Duodenal ulcer	M	0	0	0	0	0	0	0	0	1	2	0	2	3	0	2	0	0	1	1	12	0	12
	F	0	0	0	0	0	0	0	0	0	0	1	0	0	1	1	0	1	2	0	6	1	7
	T	0	0	0	0	0	0	0	0	1	2	1	2	3	1	3	0	1	3	1	18	1	19

Table 15

(Continued)

		0-4	5-9	10-14	15-19	20-24	25-29	30-34	35-39	40-44	45-49	50-54	55-59	60-64	65-69	70-74	75-79	80-84	85-89	90+	Res	Non Res	Total
219 Peptic ulcer, site unspeci-	M	0	0	0	0	0	0	0	0	0	0	0	0	0	1	0	0	0	1	0	2	0	2
	F	0	0	0	0	0	0	0	0	0	0	0	0	0	0	1	1	0	2	2	6	0	6
	T	0	0	0	0	0	0	0	0	0	0	0	0	0	1	1	1	0	3	2	8	0	8
220 Gastrojejunal ulcer	M	0	0	0	0	0	0	0	0	0	0	0	0	0	0	0	0	0	0	0	0	0	0
	F	0	0	0	0	0	0	0	0	0	0	0	0	0	0	0	0	0	0	0	0	0	0
	T	0	0	0	0	0	0	0	0	0	0	0	0	0	0	0	0	0	0	0	0	0	0
221 Gastritis and duodenitis	M	0	0	0	0	0	0	0	0	0	0	0	0	0	0	0	0	0	0	0	0	0	0
	F	0	0	0	0	0	0	0	0	0	0	0	0	0	0	0	0	0	0	0	0	0	0
	T	0	0	0	0	0	0	0	0	0	0	0	0	0	0	0	0	0	0	0	0	0	0
222 Dyspepsia and other diseases of stomach and	M	0	0	0	0	0	0	0	0	0	0	0	0	0	0	0	0	0	0	0	0	1	1
	F	0	0	0	0	0	0	0	0	0	0	0	0	1	0	0	0	3	0	2	6	0	6
	T	0	0	0	0	0	0	0	0	0	0	0	0	1	0	0	0	3	0	2	6	1	7
223 Diseases of appendix	M	0	0	0	0	0	0	0	0	0	1	0	0	0	0	1	0	0	0	0	2	0	2
	F	1	1	0	0	0	0	0	0	0	0	0	0	0	0	0	1	0	1	1	5	0	5
	T	1	1	0	0	0	0	0	0	0	1	0	0	0	0	1	1	0	1	1	7	0	7
224 Hernia	M	3	0	0	0	0	0	0	0	0	0	0	0	0	1	1	0	1	1	0	7	0	7
	F	0	0	0	0	0	0	0	0	0	0	0	0	1	1	1	0	1	2	1	7	1	8
	T	3	0	0	0	0	0	0	0	0	0	0	0	1	2	2	0	2	3	1	14	1	15
225 Crohn's disease and ulcerative colitis	M	0	0	0	0	0	0	0	0	0	0	0	0	0	1	0	0	0	0	0	1	0	1
	F	0	0	0	0	0	0	0	1	0	0	1	0	0	0	2	0	0	0	1	5	1	6
	T	0	0	0	0	0	0	0	1	0	0	1	0	0	1	2	0	0	0	1	6	1	7
226 Vascular disorders and obstruction of intestine without	M	1	0	0	0	0	0	0	0	0	3	1	2	2	8	6	12	13	15	8	71	2	73
	F	1	0	0	0	0	0	0	0	0	0	1	0	4	0	7	10	19	28	17	87	1	88
	T	2	0	0	0	0	0	0	0	0	3	2	2	6	8	13	22	32	43	25	158	3	161
227 Diverticular disease of intestine	M	0	0	0	0	0	0	0	0	0	0	0	0	1	1	3	0	1	4	2	12	0	12
	F	0	0	0	0	0	0	0	0	0	0	0	1	0	1	1	3	5	4	2	17	0	17
	T	0	0	0	0	0	0	0	0	0	0	0	1	1	2	4	3	6	8	4	29	0	29
228 Other diseases of intes-	M	1	0	0	0	0	0	0	0	0	0	0	0	0	1	2	1	2	4	1	12	0	12
	F	0	0	0	0	0	0	0	1	1	0	1	1	2	0	2	5	2	5	9	29	1	30
	T	1	0	0	0	0	0	0	1	1	0	1	1	2	1	4	6	4	9	10	41	1	42
229 Diseases of peritoneum	M	0	0	0	0	0	0	0	0	1	0	1	0	0	2	1	2	1	2	1	11	0	11
	F	0	0	0	0	0	0	0	0	0	0	0	0	1	0	0	1	0	0	2	4	0	4
	T	0	0	0	0	0	0	0	0	1	0	1	0	1	2	1	3	1	2	3	15	0	15
230 Alcoholic liver disease	M	0	0	0	0	0	1	0	2	4	6	15	10	8	12	6	5	1	1	0	71	3	74
	F	0	0	0	0	0	1	2	3	4	6	3	5	8	3	1	1	1	0	0	38	2	40
	T	0	0	0	0	0	2	2	5	8	12	18	15	16	15	7	6	2	1	0	109	5	114

Table 15

(Continued)

		0-4	5-9	10-14	15-19	20-24	25-29	30-34	35-39	40-44	45-49	50-54	55-59	60-64	65-69	70-74	75-79	80-84	85-89	90+	Res	Non Res	Total
231 Chronic hepatitis, not	M	0	0	0	0	0	0	0	0	0	0	0	0	0	0	0	0	0	0	0	0	0	0
	F	0	0	0	0	0	0	0	0	0	0	0	0	0	0	0	1	0	0	0	1	0	1
	T	0	0	0	0	0	0	0	0	0	0	0	0	0	0	0	1	0	0	0	1	0	1
232 Fibrosis and cirrhosis of	M	0	0	0	0	0	0	0	0	3	6	3	6	10	7	4	9	3	3	1	55	0	55
	F	0	0	0	0	0	0	0	1	1	3	4	6	2	2	1	3	4	0	0	27	0	27
	T	0	0	0	0	0	0	0	1	4	9	7	12	12	9	5	12	7	3	1	82	0	82
233 Other diseases of liver	M	2	0	0	0	0	0	0	0	1	3	7	1	1	2	8	3	2	4	0	34	1	35
	F	0	0	0	0	0	0	0	0	0	2	4	4	2	1	4	5	3	1	0	26	3	29
	T	2	0	0	0	0	0	0	0	1	5	11	5	3	3	12	8	5	5	0	60	4	64
234 Cholelithiasis and other disorders of gallbladder	M	0	0	0	0	0	0	0	0	0	0	0	0	1	0	1	1	5	0	0	8	0	8
	F	0	0	0	0	0	0	0	0	0	0	0	0	1	0	0	0	1	1	3	6	0	6
	T	0	0	0	0	0	0	0	0	0	0	0	0	2	0	1	1	6	1	3	14	0	14
235 Pancreatitis	M	0	0	0	0	0	0	0	0	0	1	0	1	1	0	1	3	1	0	1	9	0	9
	F	0	0	0	0	0	0	0	0	0	0	2	0	0	0	1	2	3	1	1	10	0	10
	T	0	0	0	0	0	0	0	0	0	1	2	1	1	0	2	5	4	1	2	19	0	19
236 Other disorders of biliary tract and pancreas	M	0	0	0	0	0	0	0	0	0	0	0	0	0	1	1	1	0	0	0	3	1	4
	F	1	0	0	0	0	0	0	0	0	1	0	0	1	0	1	0	1	1	3	9	0	9
	T	1	0	0	0	0	0	0	0	0	1	0	0	1	1	2	1	1	1	3	12	1	13
237 All other diseases of	M	0	0	0	0	0	0	0	0	0	0	1	1	1	1	3	3	7	9	4	30	1	31
	F	0	0	0	0	0	0	0	0	0	0	0	0	2	0	2	3	6	11	17	41	0	41
	T	0	0	0	0	0	0	0	0	0	0	1	1	3	1	5	6	13	20	21	71	1	72
238 Infections of skin and	M	0	0	0	0	0	0	0	0	0	0	1	0	0	0	0	1	0	3	0	5	0	5
	F	0	0	0	0	0	0	0	0	0	0	0	0	1	0	0	0	2	4	4	11	0	11
	T	0	0	0	0	0	0	0	0	0	0	1	0	1	0	0	1	2	7	4	16	0	16
239 Other and unspecified diseases of skin and subcutaneous	M	0	0	0	0	0	1	0	0	0	1	0	0	0	0	0	1	1	0	1	5	1	6
	F	0	0	0	0	0	0	0	0	0	0	0	1	0	1	1	1	1	1	3	9	0	9
	T	0	0	0	0	0	1	0	0	0	1	0	1	0	1	1	2	2	1	4	14	1	15
240 Rheumatoid arthritis and related inflammatory polyarthropathies	M	0	0	0	0	0	0	0	0	0	0	0	0	1	2	0	1	1	1	0	6	0	6
	F	0	0	0	0	0	0	0	0	0	0	0	0	1	2	4	2	3	1	2	15	0	15
	T	0	0	0	0	0	0	0	0	0	0	0	0	2	4	4	3	4	2	2	21	0	21
241 Systemic lupus erythematosus	M	0	0	0	0	0	0	0	0	0	0	0	0	0	0	0	1	0	0	0	1	0	1
	F	0	0	0	0	0	0	0	0	0	0	0	2	1	0	1	0	1	0	0	5	0	5
	T	0	0	0	0	0	0	0	0	0	0	0	2	1	0	1	1	1	0	0	6	0	6
242 Other arthropathies and related disorders	M	0	0	0	0	0	0	0	0	0	0	0	3	0	0	3	0	3	4	2	15	0	15
	F	0	0	0	0	0	0	0	0	0	2	3	1	1	5	5	1	5	8	5	36	2	38
	T	0	0	0	0	0	0	0	0	0	2	3	4	1	5	8	1	8	12	7	51	2	53

Table 15

(Continued)

		0-4	5-9	10-14	15-19	20-24	25-29	30-34	35-39	40-44	45-49	50-54	55-59	60-64	65-69	70-74	75-79	80-84	85-89	90+	Res	Non Res	Total
243 Dorsopathies	M	0	0	0	0	0	0	0	0	0	1	1	0	0	0	1	0	0	0	0	3	0	3
	F	0	0	0	0	0	0	0	0	0	0	0	0	0	2	0	1	2	0	0	5	0	5
	T	0	0	0	0	0	0	0	0	0	1	1	0	0	2	1	1	2	0	0	8	0	8
244 Soft tissue disorders	M	0	0	0	0	0	0	0	0	0	1	1	1	1	1	0	1	2	0	0	8	0	8
	F	0	0	0	0	0	0	0	0	0	0	2	0	1	0	0	0	0	1	0	4	0	4
	T	0	0	0	0	0	0	0	0	0	1	3	1	2	1	0	1	2	1	0	12	0	12
245 Osteoporosis	M	0	0	0	0	0	0	0	0	0	0	0	0	0	0	0	0	2	1	0	3	0	3
	F	0	0	0	0	0	0	0	0	0	0	0	0	0	0	0	0	1	2	4	7	0	7
	T	0	0	0	0	0	0	0	0	0	0	0	0	0	0	0	0	3	3	4	10	0	10
246 Other osteopathies, chondropathies and disorders of musculoskeletal system and	M	0	0	0	0	0	0	0	0	1	0	0	1	0	1	0	0	1	0	0	4	0	4
	F	0	0	0	0	0	0	0	0	0	0	0	0	0	0	0	0	0	2	1	3	0	3
	T	0	0	0	0	0	0	0	0	1	0	0	1	0	1	0	0	1	2	1	7	0	7
247 Acute and rapidly progres-	M	0	0	0	0	0	0	0	0	0	0	0	0	0	0	0	0	0	0	0	0	0	0
	F	0	0	0	0	0	0	0	0	0	0	0	0	0	0	0	0	0	0	0	0	0	0
	T	0	0	0	0	0	0	0	0	0	0	0	0	0	0	0	0	0	0	0	0	0	0
248 Nephrotic syndrome	M	0	0	0	0	0	0	0	0	0	0	0	0	0	0	0	0	0	1	0	1	0	1
	F	0	0	0	0	0	0	0	0	0	0	0	0	1	0	0	0	0	0	0	1	0	1
	T	0	0	0	0	0	0	0	0	0	0	0	0	1	0	0	0	0	1	0	2	0	2
249 Other and unspecified glomerular diseases	M	0	0	0	1	0	0	0	0	0	1	0	0	0	0	0	0	0	0	0	2	0	2
	F	0	0	0	0	0	0	0	0	0	0	0	0	0	0	0	0	0	0	0	0	0	0
	T	0	0	0	1	0	0	0	0	0	1	0	0	0	0	0	0	0	0	0	2	0	2
250 Renal tubulo-interstitial diseases	M	0	0	0	0	0	0	0	0	0	0	1	0	0	0	0	1	1	2	1	6	0	6
	F	0	0	0	0	0	0	0	1	1	0	0	0	0	0	1	0	3	0	2	8	0	8
	T	0	0	0	0	0	0	0	1	1	0	1	0	0	0	1	1	4	2	3	14	0	14
251 Renal failure	M	1	0	0	0	0	0	0	0	0	0	2	3	4	13	8	17	31	24	10	113	1	114
	F	0	0	0	0	0	0	0	0	0	0	0	3	3	2	9	13	22	32	32	116	1	117
	T	1	0	0	0	0	0	0	0	0	0	2	6	7	15	17	30	53	56	42	229	2	231
252 Urolithiasis	M	0	0	0	0	0	0	0	1	0	0	0	0	0	0	0	0	0	0	0	1	0	1
	F	0	0	0	0	0	0	0	0	0	0	0	0	0	0	0	1	0	0	0	1	0	1
	T	0	0	0	0	0	0	0	1	0	0	0	0	0	0	0	1	0	0	0	2	0	2
253 Other and unspecified	M	0	0	0	0	0	0	0	0	0	0	0	0	0	0	0	0	0	0	0	0	0	0
	F	0	0	0	0	0	0	0	0	0	0	0	0	0	0	0	0	0	0	0	0	0	0
	T	0	0	0	0	0	0	0	0	0	0	0	0	0	0	0	0	0	0	0	0	0	0
254 Urinary tract infection, site	M	0	0	0	1	0	0	0	0	0	1	0	0	0	3	6	4	1	3	5	24	0	24
	F	0	0	0	0	0	0	0	0	0	0	0	0	0	0	2	6	7	7	12	34	0	34
	T	0	0	0	1	0	0	0	0	0	1	0	0	0	3	8	10	8	10	17	58	0	58

Table 15

(Continued)

		0-4	5-9	10-14	15-19	20-24	25-29	30-34	35-39	40-44	45-49	50-54	55-59	60-64	65-69	70-74	75-79	80-84	85-89	90+	Res Non	Res	Total	
267 Hemorrhage of pregnancy	M	0	0	0	0	0	0	0	0	0	0	0	0	0	0	0	0	0	0	0	0	0	0	
	F	0	0	0	0	0	0	0	0	0	1	0	0	0	0	0	0	0	0	0	0	1	0	1
	T	0	0	0	0	0	0	0	0	0	1	0	0	0	0	0	0	0	0	0	0	1	0	1
268 Obstetric embolism	M	0	0	0	0	0	0	0	0	0	0	0	0	0	0	0	0	0	0	0	0	0	0	
	F	0	0	0	0	0	0	0	0	0	0	0	0	0	0	0	0	0	0	0	0	0	0	
	T	0	0	0	0	0	0	0	0	0	0	0	0	0	0	0	0	0	0	0	0	0	0	
269 Other complications predominately related to the puerperium	M	0	0	0	0	0	0	0	0	0	0	0	0	0	0	0	0	0	0	0	0	0	0	
	F	0	0	0	0	0	0	0	0	0	0	0	0	0	0	0	0	0	0	0	0	0	0	
	T	0	0	0	0	0	0	0	0	0	0	0	0	0	0	0	0	0	0	0	0	0	0	
270 All other direct obstetric causes	M	0	0	0	0	0	0	0	0	0	0	0	0	0	0	0	0	0	0	0	0	0	0	
	F	0	0	0	0	0	0	0	0	0	0	0	0	0	0	0	0	0	0	0	0	0	0	
	T	0	0	0	0	0	0	0	0	0	0	0	0	0	0	0	0	0	0	0	0	0	0	
271 Obstetric death of unspecified cause	M	0	0	0	0	0	0	0	0	0	0	0	0	0	0	0	0	0	0	0	0	0	0	
	F	0	0	0	0	0	0	0	0	0	0	0	0	0	0	0	0	0	0	0	0	0	0	
	T	0	0	0	0	0	0	0	0	0	0	0	0	0	0	0	0	0	0	0	0	0	0	
272 Other deaths related to pregnancy, childbirth and the puerperium	M	0	0	0	0	0	0	0	0	0	0	0	0	0	0	0	0	0	0	0	0	0	0	
	F	0	0	0	0	0	0	0	0	0	0	0	0	0	0	0	0	0	0	0	0	0	0	
	T	0	0	0	0	0	0	0	0	0	0	0	0	0	0	0	0	0	0	0	0	0	0	
273 Indirect obstetric deaths	M	0	0	0	0	0	0	0	0	0	0	0	0	0	0	0	0	0	0	0	0	0	0	
	F	0	0	0	0	0	0	0	0	0	0	0	0	0	0	0	0	0	0	0	0	0	0	
	T	0	0	0	0	0	0	0	0	0	0	0	0	0	0	0	0	0	0	0	0	0	0	
274 Newborn affected by maternal factors and by complications of pregnancy, labour and	M	25	0	0	0	0	0	0	0	0	0	0	0	0	0	0	0	0	0	0	25	0	25	
	F	21	0	0	0	0	0	0	0	0	0	0	0	0	0	0	0	0	0	0	21	1	22	
	T	46	0	0	0	0	0	0	0	0	0	0	0	0	0	0	0	0	0	0	46	1	47	
275 Disorders related to short gestation and low birth weight, not elsewhere classified	M	8	0	0	0	0	0	0	0	0	0	0	0	0	0	0	0	0	0	0	8	1	9	
	F	8	0	0	0	0	0	0	0	0	0	0	0	0	0	0	0	0	0	0	8	0	8	
	NS	1	0	0	0	0	0	0	0	0	0	0	0	0	0	0	0	0	0	0	1	0	1	
	T	17	0	0	0	0	0	0	0	0	0	0	0	0	0	0	0	0	0	0	17	1	18	
276 Birth trauma	M	0	0	0	0	0	0	0	0	0	0	0	0	0	0	0	0	0	0	0	0	0	0	
	F	0	0	0	0	0	0	0	0	0	0	0	0	0	0	0	0	0	0	0	0	1	1	
	T	0	0	0	0	0	0	0	0	0	0	0	0	0	0	0	0	0	0	0	0	1	1	
277 Intrauterine hypoxia and birth asphyxia	M	15	0	0	0	0	0	0	0	0	0	0	0	0	0	0	0	0	0	0	15	0	15	
	F	9	0	0	0	0	0	0	0	0	0	0	0	0	0	0	0	0	0	0	9	0	9	
	T	24	0	0	0	0	0	0	0	0	0	0	0	0	0	0	0	0	0	0	24	0	24	
278 Respiratory distress of newborn	M	2	0	0	0	0	0	0	0	0	0	0	0	0	0	0	0	0	0	0	2	1	3	
	F	4	0	0	0	0	0	0	0	0	0	0	0	0	0	0	0	0	0	0	4	0	4	
	T	6	0	0	0	0	0	0	0	0	0	0	0	0	0	0	0	0	0	0	6	1	7	

Table 15

(Continued)

		0-4	5-9	10-14	15-19	20-24	25-29	30-34	35-39	40-44	45-49	50-54	55-59	60-64	65-69	70-74	75-79	80-84	85-89	90+	Res	Non Res	Total
279 Other respiratory conditions originating in the perinatal period	M	6	0	0	0	0	0	0	0	0	0	0	0	0	0	0	0	0	0	0	6	0	6
	F	5	0	0	0	0	0	0	0	0	0	0	0	0	0	0	0	0	0	0	5	1	6
	T	11	0	0	0	0	0	0	0	0	0	0	0	0	0	0	0	0	0	0	11	1	12
280 Infections specific to the perinatal period	M	1	0	0	0	0	0	0	0	0	0	0	0	0	0	0	0	0	0	0	1	0	1
	F	1	0	0	0	0	0	0	0	0	0	0	0	0	0	0	0	0	0	0	1	0	1
	T	2	0	0	0	0	0	0	0	0	0	0	0	0	0	0	0	0	0	0	2	0	2
281 Other and unspecified conditions originating in the perinatal period	M	19	0	0	0	0	0	0	0	0	0	0	0	0	0	0	0	0	0	0	19	0	19
	F	10	0	0	0	0	0	0	0	0	0	0	0	0	0	0	0	0	0	0	10	1	11
	T	29	0	0	0	0	0	0	0	0	0	0	0	0	0	0	0	0	0	0	29	1	30
282 Anencephaly and similar	M	4	0	0	0	0	0	0	0	0	0	0	0	0	0	0	0	0	0	0	4	0	4
	F	0	0	0	0	0	0	0	0	0	0	0	0	0	0	0	0	0	0	0	0	1	1
	T	4	0	0	0	0	0	0	0	0	0	0	0	0	0	0	0	0	0	0	4	1	5
283 Spina bifida	M	2	0	0	0	0	0	0	0	0	0	0	0	0	0	0	0	0	0	0	2	0	2
	F	1	0	0	0	0	0	0	0	0	0	0	0	0	0	0	0	0	0	0	1	0	1
	T	3	0	0	0	0	0	0	0	0	0	0	0	0	0	0	0	0	0	0	3	0	3
284 All other congenital malfor-	M	1	0	0	0	0	0	0	0	1	0	1	0	0	0	0	0	0	0	0	3	0	3
	F	4	0	0	0	0	0	0	0	0	0	0	0	0	0	0	2	0	0	0	6	0	6
	T	5	0	0	0	0	0	0	0	1	0	1	0	0	0	0	2	0	0	0	9	0	9
285 Congenital malformations of	M	9	0	0	0	1	1	0	0	1	0	0	1	0	0	0	0	0	0	0	13	5	18
	F	2	0	0	0	0	1	0	1	0	0	0	0	0	0	1	0	0	0	0	5	0	5
	T	11	0	0	0	1	2	0	1	1	0	0	1	0	0	1	0	0	0	0	18	5	23
286 Other congenital malforma-	M	2	0	1	0	2	0	0	0	0	2	0	0	1	0	0	1	1	0	0	10	0	10
	F	1	0	0	0	0	0	0	0	0	0	1	0	0	1	0	0	0	0	0	3	2	5
	T	3	0	1	0	2	0	0	0	0	2	1	0	1	1	0	1	1	0	0	13	2	15
287 Congenital malformations of	M	1	0	0	0	0	0	0	0	0	0	0	0	0	0	0	0	0	0	0	1	0	1
	F	3	0	1	0	0	0	0	0	0	0	0	0	0	0	0	0	0	0	0	4	0	4
	T	4	0	1	0	0	0	0	0	0	0	0	0	0	0	0	0	0	0	0	5	0	5
288 Other congenital malforma-	M	16	0	0	0	0	0	0	0	0	0	2	2	0	1	1	0	0	1	0	23	0	23
	F	11	0	1	0	0	1	0	1	0	1	0	0	1	1	1	0	0	0	0	18	0	18
	T	27	0	1	0	0	1	0	1	0	1	2	2	1	2	2	0	0	1	0	41	0	41
289 Down's syndrome	M	1	0	0	0	0	0	0	0	0	0	0	2	0	0	0	0	0	0	0	3	0	3
	F	1	0	0	0	0	0	0	0	0	0	0	0	0	0	0	0	0	0	0	1	0	1
	T	2	0	0	0	0	0	0	0	0	0	0	2	0	0	0	0	0	0	0	4	0	4
290 All other chromosomal abnormalities, not elsewhere	M	5	0	0	0	0	0	0	0	0	0	0	0	0	0	0	0	0	0	0	5	0	5
	F	1	0	0	0	0	0	0	0	0	0	0	0	0	0	0	0	0	0	0	1	0	1
	T	6	0	0	0	0	0	0	0	0	0	0	0	0	0	0	0	0	0	0	6	0	6

Table 15

(Continued)

		0-4	5-9	10-14	15-19	20-24	25-29	30-34	35-39	40-44	45-49	50-54	55-59	60-64	65-69	70-74	75-79	80-84	85-89	90+	Res	Non Res	Total
291 Senility	M	0	0	0	0	0	0	0	0	0	0	0	0	0	0	0	0	0	5	6	11	0	11
	F	0	0	0	0	0	0	0	0	0	0	0	0	0	0	0	0	2	3	14	19	0	19
	T	0	0	0	0	0	0	0	0	0	0	0	0	0	0	0	0	2	8	20	30	0	30
292 Sudden infant death	M	15	0	0	0	0	0	0	0	0	0	0	0	0	0	0	0	0	0	0	15	0	15
	F	8	0	0	0	0	0	0	0	0	0	0	0	0	0	0	0	0	0	0	8	0	8
	T	23	0	0	0	0	0	0	0	0	0	0	0	0	0	0	0	0	0	0	23	0	23
293 Other ill-defined and	M	5	0	0	1	1	2	0	1	2	3	1	3	1	2	2	1	0	2	1	28	0	28
	F	3	0	0	0	1	2	1	0	5	1	1	0	1	0	0	0	0	1	6	22	0	22
	T	8	0	0	1	2	4	1	1	7	4	2	3	2	2	2	1	0	3	7	50	0	50
294 All other symptoms, signs and abnormal clinical and laboratory findings, not else-	M	2	0	0	0	4	0	2	1	0	0	0	0	1	1	0	0	1	0	3	15	0	15
	F	0	0	0	0	0	0	1	1	1	1	0	0	0	0	0	0	1	2	3	10	1	11
	T	2	0	0	0	4	0	3	2	1	1	0	0	1	1	0	0	2	2	6	25	1	26
295 Railway accidents	M	0	0	0	1	0	0	1	0	0	1	1	0	0	0	0	1	0	0	0	5	0	5
	F	0	0	0	0	0	0	0	0	0	0	0	0	0	0	0	0	0	0	0	0	0	0
	T	0	0	0	1	0	0	1	0	0	1	1	0	0	0	0	1	0	0	0	5	0	5
296 Pedestrian involved in	M	1	0	0	1	0	0	0	0	2	1	0	0	0	0	0	0	0	0	0	5	2	7
	F	0	0	0	0	0	0	0	0	1	0	0	1	0	0	0	0	0	0	0	2	0	2
	T	1	0	0	1	0	0	0	0	3	1	0	1	0	0	0	0	0	0	0	7	2	9
297 Pedalcyclist involved in collision with motor vehicle	M	0	0	0	0	0	0	0	0	0	0	0	0	0	0	0	0	0	0	0	0	2	2
	F	0	0	0	0	0	0	0	0	0	0	0	0	0	0	0	0	0	0	0	0	1	1
	T	0	0	0	0	0	0	0	0	0	0	0	0	0	0	0	0	0	0	0	0	3	3
298 Motorcyclist involved in any accident except collision with	M	0	0	1	2	4	0	1	0	0	4	0	1	0	0	0	0	0	0	0	13	1	14
	F	0	0	0	0	0	0	0	0	0	0	0	0	0	0	0	0	0	0	0	0	0	0
	T	0	0	1	2	4	0	1	0	0	4	0	1	0	0	0	0	0	0	0	13	1	14
299 Motorcyclist involved in	M	0	0	0	0	0	0	0	0	0	0	0	0	0	0	0	0	0	0	0	0	0	0
	F	0	0	0	0	0	0	0	0	0	0	0	0	0	0	0	0	0	0	0	0	0	0
	T	0	0	0	0	0	0	0	0	0	0	0	0	0	0	0	0	0	0	0	0	0	0
300 Other motor vehicle accident involving collision with	M	0	0	0	0	0	0	0	0	0	0	0	0	0	0	0	1	0	0	0	1	0	1
	F	0	0	0	0	0	0	0	0	0	0	0	0	0	0	0	0	0	0	0	0	0	0
	T	0	0	0	0	0	0	0	0	0	0	0	0	0	0	0	1	0	0	0	1	0	1
301 Occupant of motor vehicle involved in collision with other (non-motorized) road vehicle,	M	0	0	0	0	2	0	0	0	0	0	0	0	0	0	0	0	0	0	0	2	1	3
	F	0	0	0	0	0	1	1	0	0	0	0	0	0	0	0	0	0	0	0	2	0	2
	T	0	0	0	0	2	1	1	0	0	0	0	0	0	0	0	0	0	0	0	4	1	5
302 Occupant of car, pickup truck or van involved in collision	M	0	0	0	4	1	3	0	0	4	4	0	0	2	0	0	0	0	0	0	18	2	20
	F	0	1	0	1	1	1	1	1	1	1	0	0	0	2	0	1	0	0	0	11	2	13
	T	0	1	0	5	2	4	1	1	5	5	0	0	2	2	0	1	0	0	0	29	4	33

Table 15

(Continued)

		0-4	5-9	10-14	15-19	20-24	25-29	30-34	35-39	40-44	45-49	50-54	55-59	60-64	65-69	70-74	75-79	80-84	85-89	90+	Res	Non Res	Total
303 Occupant of heavy transport vehicle or bus involved in collision with other motor vehicle	M	0	0	0	0	0	0	1	1	1	0	0	0	1	0	0	0	0	0	0	4	0	4
	F	0	0	0	0	0	0	0	0	0	0	1	0	0	0	0	0	0	0	0	1	0	1
	T	0	0	0	0	0	0	1	1	1	0	1	0	1	0	0	0	0	0	0	5	0	5
304 Occupant of motor vehicle involved in noncollision accident	M	0	0	0	0	0	3	2	0	1	1	1	1	1	0	0	1	0	0	0	11	1	12
	F	0	0	0	0	0	0	0	0	0	0	0	0	0	0	1	0	0	0	0	1	0	1
	T	0	0	0	0	0	3	2	0	1	1	1	1	1	0	1	1	0	0	0	12	1	13
305 Occupant of special-use motor vehicle involved in any accident	M	1	0	1	2	1	2	1	1	1	2	1	2	0	1	0	0	0	0	0	16	1	17
	F	0	0	0	0	0	0	0	0	0	0	1	0	0	0	0	0	0	0	0	1	1	2
	T	1	0	1	2	1	2	1	1	1	2	2	2	0	1	0	0	0	0	0	17	2	19
306 Other and unspecified motor vehicle accidents	M	2	0	1	23	23	19	11	19	14	8	11	10	4	1	3	1	2	3	1	156	8	164
	F	2	3	1	17	12	6	4	5	11	1	3	1	3	4	1	4	3	1	0	82	2	84
	T	4	3	2	40	35	25	15	24	25	9	14	11	7	5	4	5	5	4	1	238	10	248
307 Streetcar accidents	M	0	0	0	0	0	0	0	0	0	0	0	0	0	0	0	0	0	0	0	0	0	0
	F	0	0	0	0	0	0	0	0	0	0	0	0	0	0	0	0	0	0	0	0	0	0
	T	0	0	0	0	0	0	0	0	0	0	0	0	0	0	0	0	0	0	0	0	0	0
308 Other and unspecified land transport accidents	M	1	0	0	2	4	2	2	1	1	1	1	0	2	1	1	1	1	1	0	22	1	23
	F	0	0	1	0	2	1	0	0	1	0	0	0	0	0	0	1	0	1	0	7	0	7
	T	1	0	1	2	6	3	2	1	2	1	1	0	2	1	1	2	1	2	0	29	1	30
309 Water transport accidents	M	0	0	0	0	3	1	0	1	2	0	0	0	0	0	0	0	0	0	0	7	0	7
	F	0	0	0	0	0	0	0	0	0	0	0	0	0	0	0	0	0	0	0	0	0	0
	T	0	0	0	0	3	1	0	1	2	0	0	0	0	0	0	0	0	0	0	7	0	7
310 Air and space transport accidents	M	0	0	0	0	0	0	1	1	0	0	1	0	1	1	0	0	2	0	0	7	0	7
	F	0	0	0	0	0	0	0	0	0	0	0	1	0	0	0	0	0	0	0	1	0	1
	T	0	0	0	0	0	0	1	1	0	0	1	1	1	1	0	0	2	0	0	8	0	8
311 Other and unspecified transport accidents and their sequelae	M	1	1	0	1	0	0	1	2	0	3	1	0	1	0	0	0	0	0	0	11	2	13
	F	0	0	0	1	0	0	0	1	0	0	0	1	1	1	2	1	2	1	0	11	0	11
	T	1	1	0	2	0	0	1	3	0	3	1	1	2	1	2	1	2	1	0	22	2	24
312 Fall on same level	M	0	0	0	0	0	0	0	0	0	0	1	2	1	0	0	3	1	0	0	8	1	9
	F	0	0	0	0	0	0	0	0	2	1	0	0	0	0	2	2	2	2	0	11	0	11
	T	0	0	0	0	0	0	0	0	2	1	1	2	1	0	2	5	3	2	0	19	1	20
313 Fall from one level to another	M	0	0	0	2	4	2	2	0	1	3	1	0	1	2	3	2	1	1	0	25	3	28
	F	0	1	0	0	0	0	0	0	0	1	0	0	0	0	0	2	0	0	1	5	0	5
	T	0	1	0	2	4	2	2	0	1	4	1	0	1	2	3	4	1	1	1	30	3	33
314 Unspecified fall	M	0	0	0	0	0	1	1	0	2	2	0	1	3	1	3	2	5	5	1	27	2	29
	F	0	0	0	0	0	0	0	0	0	0	0	0	1	2	0	1	4	6	6	20	0	20
	T	0	0	0	0	0	1	1	0	2	2	0	1	4	3	3	3	9	11	7	47	2	49

Table 15

(Continued)

		0-4	5-9	10-14	15-19	20-24	25-29	30-34	35-39	40-44	45-49	50-54	55-59	60-64	65-69	70-74	75-79	80-84	85-89	90+	Res	Non Res	Total	
315 Accidental discharge of	M	0	0	0	0	0	1	0	0	0	0	0	0	0	0	0	0	0	0	0	1	0	1	
	F	0	0	0	0	0	0	0	0	0	0	0	0	0	0	0	0	0	0	0	0	0	0	0
	T	0	0	0	0	0	1	0	0	0	0	0	0	0	0	0	0	0	0	0	1	0	1	
316 Accidental explosion	M	0	0	0	0	0	0	1	0	0	0	0	0	0	0	0	0	0	0	0	1	0	1	
	F	0	0	0	0	0	0	0	0	0	0	0	0	0	0	0	0	0	0	0	0	0	0	0
	T	0	0	0	0	0	0	1	0	0	0	0	0	0	0	0	0	0	0	0	1	0	1	
317 Accidental drowning and	M	3	1	0	0	0	0	0	2	1	1	0	0	0	1	1	1	0	1	0	12	2	14	
	F	0	0	2	0	0	0	0	0	1	1	1	0	1	0	0	0	1	0	0	7	0	7	
	T	3	1	2	0	0	0	0	2	2	2	1	0	1	1	1	1	1	1	0	19	2	21	
318 Accidental inhalation and ingestion of food or other objects causing obstruction of respiratory	M	2	0	0	0	0	0	0	0	0	1	1	1	0	1	3	0	2	8	3	22	0	22	
	F	2	0	0	1	0	1	0	1	0	1	1	0	0	2	0	4	0	1	6	20	0	20	
	T	4	0	0	1	0	1	0	1	0	2	2	1	0	3	3	4	2	9	9	42	0	42	
319 Other accidental and	M	0	0	1	0	0	1	0	0	0	0	0	0	0	1	0	0	0	0	0	3	0	3	
	F	1	0	0	0	0	0	0	0	0	0	0	0	0	0	0	0	0	0	0	1	0	1	
	T	1	0	1	0	0	1	0	0	0	0	0	0	0	1	0	0	0	0	0	4	0	4	
320 Accidental exposure to	M	0	0	1	0	0	0	0	0	0	0	0	0	1	0	0	0	0	0	0	2	0	2	
	F	0	0	0	0	0	0	0	0	0	0	0	0	0	0	0	0	0	0	0	0	0	0	
	T	0	0	1	0	0	0	0	0	0	0	0	0	1	0	0	0	0	0	0	2	0	2	
321 Accidental exposure to	M	0	0	0	0	0	0	0	0	0	0	0	0	0	0	0	0	0	0	0	0	0	0	
	F	0	0	0	0	0	0	0	0	0	0	0	0	0	0	0	0	0	0	0	0	0	0	
	T	0	0	0	0	0	0	0	0	0	0	0	0	0	0	0	0	0	0	0	0	0	0	
322 Accidental exposure to	M	0	0	0	0	0	0	0	1	1	1	2	0	0	1	1	0	0	0	0	7	1	8	
	F	0	0	0	0	0	0	1	0	0	1	0	0	1	1	0	1	0	0	0	5	0	5	
	T	0	0	0	0	0	0	1	1	1	2	2	0	1	2	1	1	0	0	0	12	1	13	
323 Accidental contact with heat	M	0	0	0	0	0	0	0	0	0	0	0	0	0	0	0	0	0	0	1	1	0	1	
	F	0	0	0	0	0	0	0	0	0	0	0	0	0	0	0	0	0	0	0	0	0	0	
	T	0	0	0	0	0	0	0	0	0	0	0	0	0	0	0	0	0	0	1	1	0	1	
326 Cataclysmic storm and	M	0	0	0	0	0	0	0	0	0	0	0	0	0	0	0	0	0	0	0	0	0	0	
	F	0	0	0	0	0	0	0	0	0	0	0	0	0	0	0	0	0	0	0	0	0	0	
	T	0	0	0	0	0	0	0	0	0	0	0	0	0	0	0	0	0	0	0	0	0	0	
327 Accidental poisoning by and exposure to drugs and other	M	0	0	0	0	1	3	4	1	8	4	4	0	1	1	0	0	1	0	0	28	1	29	
	F	0	0	0	0	1	0	1	1	1	2	1	1	0	1	0	2	0	0	0	11	0	11	
	T	0	0	0	0	2	3	5	2	9	6	5	1	1	2	0	2	1	0	0	39	1	40	
328 Accidental poisoning by and exposure to other and unspeci-	M	0	0	0	0	0	0	0	0	0	0	0	0	0	0	1	0	0	0	0	1	0	1	
	F	0	0	0	0	0	0	0	0	0	0	0	0	0	0	0	0	0	0	0	0	0	0	
	T	0	0	0	0	0	0	0	0	0	0	0	0	0	0	1	0	0	0	0	1	0	1	

Table 15

(Continued)

		0-4	5-9	10-14	15-19	20-24	25-29	30-34	35-39	40-44	45-49	50-54	55-59	60-64	65-69	70-74	75-79	80-84	85-89	90+	Res	Non Res	Total
329 Accidental poisoning by and exposure to other gases and vapors	M	0	0	0	0	0	0	0	0	0	1	1	1	0	1	0	0	0	0	0	4	0	4
	F	0	0	0	1	0	0	0	0	1	0	0	0	0	0	0	0	0	0	0	2	0	2
	T	0	0	0	1	0	0	0	0	1	1	1	1	0	1	0	0	0	0	0	6	0	6
330 All other and unspecified accidents and their sequelae	M	0	1	0	3	4	4	3	7	9	5	4	3	10	7	9	8	7	15	10	109	5	114
	F	0	0	0	0	1	0	2	0	2	2	1	3	1	0	3	6	9	10	18	58	0	58
	T	0	1	0	3	5	4	5	7	11	7	5	6	11	7	12	14	16	25	28	167	5	172
331 Intentional self-poisoning (suicide) by and exposure to drugs and other biological substances	M	0	0	0	2	3	1	5	4	6	8	6	5	1	1	0	0	1	0	0	43	1	44
	F	0	0	0	0	2	0	5	4	6	12	9	3	3	4	0	0	0	0	0	48	2	50
	T	0	0	0	2	5	1	10	8	12	20	15	8	4	5	0	0	1	0	0	91	3	94
332 Intentional self-poisoning (suicide) by and exposure to other and unspecified solid or liquid substances and their vapors	M	0	0	0	0	0	1	0	1	1	3	0	0	0	0	0	0	0	0	1	7	1	8
	F	0	0	0	0	0	0	0	0	0	0	0	0	0	0	0	0	0	0	0	0	1	1
	T	0	0	0	0	0	1	0	1	1	3	0	0	0	0	0	0	0	0	1	7	2	9
333 Intentional self-poisoning (suicide) by and exposure to other gases and vapors	M	0	0	0	0	3	3	1	8	11	6	4	4	1	2	1	0	1	0	0	45	1	46
	F	0	0	0	0	0	0	1	2	2	3	2	2	0	1	0	0	0	0	0	13	1	14
	T	0	0	0	0	3	3	2	10	13	9	6	6	1	3	1	0	1	0	0	58	2	60
334 Intentional self-harm (suicide) by hanging, strangulation and suffocation	M	0	0	1	5	14	14	16	22	18	14	8	6	3	1	4	0	0	0	1	127	6	133
	F	0	0	0	2	4	4	2	3	6	3	2	3	0	1	0	0	0	1	0	31	0	31
	T	0	0	1	7	18	18	18	25	24	17	10	9	3	2	4	0	0	1	1	158	6	164
335 Intentional self-harm (suicide) by discharge of firearms	M	0	0	0	3	6	3	3	5	11	11	12	14	3	2	0	2	1	0	1	77	2	79
	F	0	0	0	1	0	0	0	2	0	1	0	1	0	1	0	0	0	0	0	6	0	6
	T	0	0	0	4	6	3	3	7	11	12	12	15	3	3	0	2	1	0	1	83	2	85
336 Intentional self-harm (suicide) by jumping from a high place	M	0	0	0	0	0	0	0	3	0	1	2	1	1	1	0	1	0	0	0	10	0	10
	F	0	0	0	1	0	1	0	0	0	1	0	1	0	0	0	0	0	0	0	4	0	4
	T	0	0	0	1	0	1	0	3	0	2	2	2	1	1	0	1	0	0	0	14	0	14
337 Intentional self-harm (suicide) by all other and unspecified means and their sequelae	M	0	0	0	1	2	0	1	6	2	3	1	2	2	1	1	0	1	1	0	24	1	25
	F	0	0	0	0	1	0	1	0	0	1	1	1	0	0	0	0	0	0	0	5	1	6
	T	0	0	0	1	3	0	2	6	2	4	2	3	2	1	1	0	1	1	0	29	2	31
338 Assault (homicide) by drugs, biological substances and other and unspecified noxious substances	M	0	1	0	0	0	0	0	0	0	0	0	0	0	0	0	0	0	0	0	1	0	1
	F	0	0	0	0	0	0	0	0	0	0	0	0	0	0	0	0	0	0	0	0	0	0
	T	0	1	0	0	0	0	0	0	0	0	0	0	0	0	0	0	0	0	0	1	0	1
339 Assault (homicide) by hanging, strangulation and suffocation	M	0	0	0	1	0	0	0	0	0	0	0	0	0	0	0	0	0	0	0	1	0	1
	F	0	0	0	0	0	0	1	0	0	0	0	0	0	0	1	0	0	0	0	2	0	2
	T	0	0	0	1	0	0	1	0	0	0	0	0	0	0	1	0	0	0	0	3	0	3
340 Assault (homicide) by discharge of firearms	M	1	0	0	2	4	3	1	1	2	0	0	0	0	0	0	0	0	0	0	14	0	14
	F	0	0	0	0	1	0	1	1	1	0	1	0	0	0	0	0	0	0	0	5	0	5
	T	1	0	0	2	5	3	2	2	3	0	1	0	0	0	0	0	0	0	0	19	0	19

Table 15

(Continued)

		0-4	5-9	10-14	15-19	20-24	25-29	30-34	35-39	40-44	45-49	50-54	55-59	60-64	65-69	70-74	75-79	80-84	85-89	90+	Res	Non Res	Total
341 Assault (homicide) by sharp	M	0	0	0	1	3	0	1	3	6	0	1	1	1	0	1	0	0	0	0	18	1	19
	F	0	0	0	0	3	0	0	1	0	0	1	0	0	0	1	0	0	0	0	6	0	6
	T	0	0	0	1	6	0	1	4	6	0	2	1	1	0	2	0	0	0	0	24	1	25
342 Assault (homicide) by blunt	M	0	0	0	0	1	0	1	0	0	0	0	0	0	0	0	0	0	0	0	2	0	2
	F	0	0	0	0	0	0	0	0	0	0	0	0	0	0	0	0	0	0	0	0	0	0
	T	0	0	0	0	1	0	1	0	0	0	0	0	0	0	0	0	0	0	0	2	0	2
343 Assault (homicide) by bodily	M	0	0	0	0	0	0	0	0	0	1	0	0	0	0	0	0	0	0	0	1	0	1
	F	0	0	0	0	0	0	0	0	0	0	0	0	0	0	0	0	0	0	0	0	0	0
	T	0	0	0	0	0	0	0	0	0	1	0	0	0	0	0	0	0	0	0	1	0	1
344 Sexual assault (homicide)	M	0	0	0	0	0	0	0	0	0	0	0	1	0	0	0	0	0	0	0	1	0	1
	F	0	0	0	0	0	0	0	0	0	0	0	0	0	0	0	0	0	0	0	0	0	0
	T	0	0	0	0	0	0	0	0	0	0	0	1	0	0	0	0	0	0	0	1	0	1
345 Neglect, abandonment and	M	0	0	0	0	0	0	0	0	0	0	0	0	0	0	0	0	0	0	0	0	0	0
	F	0	0	0	0	0	0	0	0	0	0	0	0	0	0	0	0	0	0	0	0	0	0
	T	0	0	0	0	0	0	0	0	0	0	0	0	0	0	0	0	0	0	0	0	0	0
346 Assault (homicide) by all other and unspecified means and their sequelae	M	0	0	0	2	1	0	1	0	0	1	0	1	0	0	0	0	0	0	0	6	0	6
	F	2	0	0	0	0	1	0	0	0	2	0	0	0	0	0	0	0	0	0	5	0	5
	T	2	0	0	2	1	1	1	0	0	3	0	1	0	0	0	0	0	0	0	11	0	11
347 Poisoning by and exposure to drugs and biological sub-	M	0	0	0	1	5	9	19	20	31	21	10	9	1	1	0	0	0	0	0	127	5	132
	F	0	0	0	1	4	9	7	11	12	6	13	6	6	2	1	1	0	0	0	79	4	83
	T	0	0	0	2	9	18	26	31	43	27	23	15	7	3	1	1	0	0	0	206	9	215
348 Poisoning by and exposure to other and unspecified solid or liquid substance, undetermined	M	0	0	0	0	0	1	1	1	4	1	6	3	0	0	0	1	0	0	0	18	0	18
	F	0	0	0	0	0	0	1	1	0	0	1	1	0	1	0	0	0	0	0	5	0	5
	T	0	0	0	0	0	1	2	2	4	1	7	4	0	1	0	1	0	0	0	23	0	23
349 Poisoning by and exposure to other gases and vapors, undetermined intent	M	0	0	0	0	0	1	0	0	0	1	0	0	0	1	0	0	0	0	0	3	0	3
	F	0	0	0	0	1	0	0	0	0	0	0	0	0	0	0	0	0	0	0	1	0	1
	T	0	0	0	0	1	1	0	0	0	1	0	0	0	1	0	0	0	0	0	4	0	4
350 Discharge of firearms,	M	0	0	0	0	0	0	0	0	0	0	0	0	0	0	0	0	0	0	0	0	0	0
	F	0	0	0	0	0	0	0	0	0	0	0	0	0	0	0	0	0	0	0	0	0	0
	T	0	0	0	0	0	0	0	0	0	0	0	0	0	0	0	0	0	0	0	0	0	0
351 Falling, jumping or pushed from a high place, undetermined	M	0	0	0	0	0	0	0	0	0	0	0	0	0	0	0	0	0	0	0	0	0	0
	F	0	0	0	0	0	0	0	0	0	0	0	0	0	0	0	0	0	0	0	0	0	0
	T	0	0	0	0	0	0	0	0	0	0	0	0	0	0	0	0	0	0	0	0	0	0
352 All other and unspecified events of undetermined intent and their sequelae	M	0	0	0	1	4	1	1	3	1	0	2	0	0	0	1	0	0	0	0	14	1	15
	F	0	0	0	0	0	0	1	0	0	1	0	1	0	0	0	0	0	0	0	3	1	4
	T	0	0	0	1	4	1	2	3	1	1	2	1	0	0	1	0	0	0	0	17	2	19

Table 15

(Continued)

		0-4	5-9	10-14	15-19	20-24	25-29	30-34	35-39	40-44	45-49	50-54	55-59	60-64	65-69	70-74	75-79	80-84	85-89	90+	Res	Non Res	Total		
353 Legal execution	M	0	0	0	0	0	0	0	0	0	0	0	0	0	0	0	0	0	0	0	0	0	0	0	
	F	0	0	0	0	0	0	0	0	0	0	0	0	0	0	0	0	0	0	0	0	0	0	0	0
	T	0	0	0	0	0	0	0	0	0	0	0	0	0	0	0	0	0	0	0	0	0	0	0	0
354 Other legal intervention and their sequelae	M	0	0	0	0	0	0	0	0	0	0	0	0	0	0	0	0	0	0	0	0	0	0	0	0
	F	0	0	0	0	0	0	0	0	0	0	0	0	0	0	0	0	0	0	0	0	0	0	0	0
	T	0	0	0	0	0	0	0	0	0	0	0	0	0	0	0	0	0	0	0	0	0	0	0	0
355 Operations of war and their sequelae	M	0	0	0	0	0	0	0	0	0	0	0	0	0	0	0	0	0	0	0	0	0	0	0	0
	F	0	0	0	0	0	0	0	0	0	0	0	0	0	0	0	0	0	0	0	0	0	0	0	0
	T	0	0	0	0	0	0	0	0	0	0	0	0	0	0	0	0	0	0	0	0	0	0	0	0
356 Drugs, medicaments and biological substances causing adverse effects in therapeutic use, and their sequelae	M	0	0	0	0	0	0	0	0	0	0	0	0	0	0	1	0	0	0	0	0	1	0	1	1
	F	0	0	0	0	0	0	0	0	0	0	0	0	0	0	0	0	0	0	0	0	0	1	1	1
	T	0	0	0	0	0	0	0	0	0	0	0	0	0	0	1	0	0	0	0	0	1	1	2	2
357 Misadventures to patients during medical and surgical care and their sequelae	M	0	0	0	0	0	0	0	0	0	0	0	0	0	0	0	0	0	0	0	0	0	0	0	0
	F	0	0	0	0	0	0	0	0	0	0	0	0	0	0	0	1	1	0	0	0	2	0	2	2
	T	0	0	0	0	0	0	0	0	0	0	0	0	0	0	0	1	1	0	0	0	2	0	2	2
358 Other complications of medical and surgical care and their sequelae	M	0	0	0	0	0	0	0	0	0	0	1	0	2	1	1	4	1	1	1	1	12	0	12	12
	F	0	0	0	0	0	0	0	0	0	0	1	0	0	3	0	0	2	0	1	7	7	0	7	7
	T	0	0	0	0	0	0	0	0	0	0	2	0	2	4	1	4	3	1	2	19	0	19	19	
Other	M	1	0	0	0	1	0	1	1	2	2	1	2	2	1	0	2	1	0	0	17	0	17	17	
	F	2	0	0	0	0	0	1	1	2	2	1	0	0	2	1	1	0	0	2	15	0	15	15	
	T	3	0	0	0	1	0	2	2	4	4	2	2	2	3	1	3	1	0	2	32	0	32	32	
Total	M	179	11	13	73	122	103	113	181	287	363	423	525	577	828	1122	1284	1408	1135	805	9552	211	9763	9763	
	F	127	13	12	35	48	46	59	89	178	227	277	330	424	512	755	1032	1407	1508	1718	8797	141	8938	8938	
	NS	1	0	0	0	0	0	0	0	0	0	0	0	0	0	0	0	0	0	0	1	0	1	1	
	T	307	24	25	108	170	149	172	270	465	590	700	855	1001	1340	1877	2316	2815	2643	2523	18350	352	18702	18702	

Table 16

Alberta Deaths - Ten Year Comparison

Year	Total Deaths
(1994)	15,723
(1995)	15,970
(1996)	16,512
(1997)	16,550
(1998)	16,997
(1999)	17,361
(2000)	17,417
(2001)	17,706
(2002)	18,356
(2003)	18,702

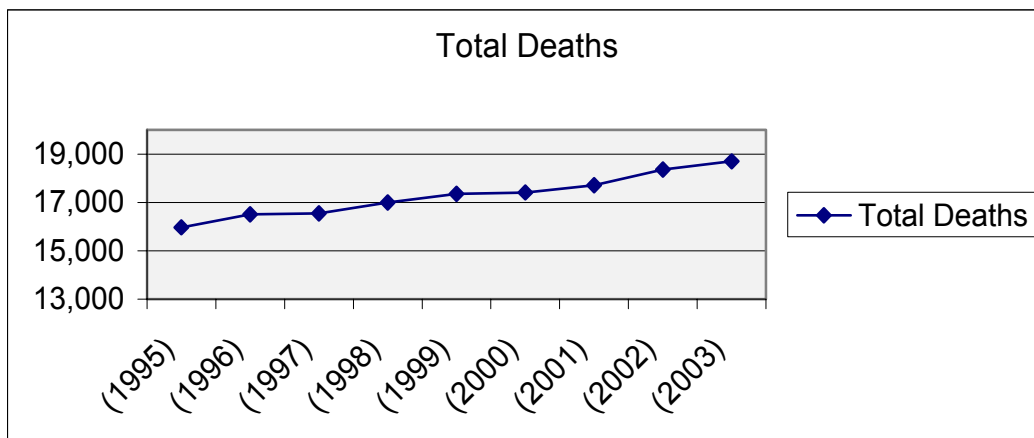


Table 17

Deaths

Leading Causes of Death, 2003

	Ranking	Total Deaths
All other forms of chronic ischemic heart disease	1	1749
Malignant neoplasms of trachea, bronchus and lung	2	1257
Acute myocardial infarction	3	1242
Stroke, not specified as hemorrhage or infarction	4	760
Atherosclerotic cardiovascular disease, so described	5	709
Other chronic obstructive pulmonary disease	6	670
Diabetes mellitus	7	455
Malignant neoplasm of breast	8	419
Other malignant neoplasms of other and unspecified sites	9	394
Malignant neoplasms of colon	10	364
Malignant neoplasms of prostate	11	362
Alzheimer's disease	12	343
Pneumonia due to other or unspecified organisms	13	328
Malignant neoplasms of pancreas	14	294
Organic dementia	15	281
Congestive heart failure	16	277
Atherosclerosis	17	267
Other cerebrovascular diseases and their sequelae	18	253
Other and unspecified motor vehicle accidents	19	249
Renal failure	20	231
Poisoning by and exposure to drugs and biological substances, undetermined intent	21	215
Intracerebral and other intracranial hemorrhage	22	194
Non-Hodgkin's lymphoma	23	187
All other and unspecified accidents and their sequelae	24	172
Conduction disorders and cardiac dysrhythmias	25	169
All other diseases of nervous system	26	165
Intentional self-harm (suicide) by hanging, strangulation and suffocation	27	164
Vascular disorders and obstruction of intestine without hernia	28	161
Aortic aneurysm and dissection	29	151
Pneumonitis due to food and vomit	30	146

Infant Death Related Statistics




Table 18
Infant Deaths
Cause by Gender and Age, 2003

		<7	7d-28d	29d-365d	Resid	Non Res	Total
Acute bronchitis and bronchiolitis	M	0	0	1	1	0	1
	F	0	0	1	1	0	1
	T	0	0	2	2	0	2
All other and unspecified viral diseases	M	0	0	1	1	0	1
	F	0	0	1	1	0	1
	T	0	0	2	2	0	2
Cardiomyopathy	M	0	0	2	1	1	2
	F	0	0	1	1	0	1
	T	0	0	3	2	1	3
Hernia	M	1	1	1	3	0	3
	F	0	0	0	0	0	0
	T	1	1	1	3	0	3
Hypertensive heart disease	M	0	0	0	0	0	0
	F	0	0	1	1	0	1
	T	0	0	1	1	0	1
Myeloid leukemia	M	0	0	0	0	0	0
	F	0	0	2	2	0	2
	T	0	0	2	2	0	2
Other cerebrovascular diseases and their sequelae	M	0	1	0	1	0	1
	F	0	0	0	0	0	0
	T	0	1	0	1	0	1
Other diseases of liver	M	0	0	2	2	0	2
	F	0	0	0	0	0	0
	T	0	0	2	2	0	2
Renal failure	M	0	1	1	1	1	2
	F	0	0	0	0	0	0
	T	0	1	1	1	1	2
Septicemia	M	0	0	1	1	0	1
	F	0	0	0	0	0	0
	T	0	0	1	1	0	1
Vascular disorders and obstruction of intestine without hernia	M	0	1	0	1	0	1
	F	0	0	1	1	0	1
	T	0	1	1	2	0	2
Viral pneumonia, not elsewhere classified	M	0	0	1	1	0	1
	F	0	0	2	2	0	2
	T	0	0	3	3	0	3

Table 18

continued

		<7	7d-28d	29d-365d	Resid	Non Res	Total
Accidental inhalation and ingestion of food or other objects causing obstruction of	M	0	0	0	0	0	0
	F	0	0	1	1	0	1
	T	0	0	1	1	0	1
All other chromosomal abnormalities, not elsewhere classified	M	4	1	0	5	0	5
	F	1	0	0	1	0	1
	T	5	1	0	6	0	6
All other diseases of nervous system	M	0	0	3	3	0	3
	F	0	0	1	1	0	1
	T	0	0	4	4	0	4
Anencephaly and similar malformations	M	3	0	1	4	0	4
	F	1	0	0	0	1	1
	T	4	0	1	4	1	5
Birth trauma	M	0	0	0	0	0	0
	F	1	0	0	0	1	1
	T	1	0	0	0	1	1
Congenital malformations of heart	M	3	4	7	9	5	14
	F	0	0	2	2	0	2
	T	3	4	9	11	5	16
Congenital malformations of respiratory system	M	1	0	0	1	0	1
	F	3	0	0	3	0	3
	T	4	0	0	4	0	4
Disorders related to short gestation and low birth weight, not elsewhere classified	M	9	0	0	8	1	9
	F	7	1	0	8	0	8
	T	16	1	0	16	1	17
Down's syndrome	M	1	0	0	1	0	1
	F	1	0	0	1	0	1
	T	2	0	0	2	0	2
Infections specific to the perinatal period	M	1	0	0	1	0	1
	F	1	0	0	1	0	1
	T	2	0	0	2	0	2
Intrauterine hypoxia and birth asphyxia	M	15	0	0	15	0	15
	F	8	1	0	9	0	9
	T	23	1	0	24	0	24
Meningitis	M	0	0	1	1	0	1
	F	0	0	0	0	0	0
	T	0	0	1	1	0	1

Table 18

continued

		<7	7d-28d	29d-365d	Resid	Non Res	Total
Neoplasms of uncertain or unknown behavior of specified sites	M	0	0	1	1	0	1
	F	0	0	0	0	0	0
	T	0	0	1	1	0	1
Newborn affected by maternal factors and by complications of pregnancy, labour	M	24	1	0	25	0	25
	F	22	0	0	21	1	22
	T	46	1	0	46	1	47
Other and unspecified conditions originating in the perinatal period	M	14	4	1	19	0	19
	F	6	4	1	10	1	11
	T	20	8	2	29	1	30
Other congenital malformations and deformations	M	13	1	2	16	0	16
	F	9	1	1	11	0	11
	T	22	2	3	27	0	27
Other congenital malformations of circulatory system	M	2	0	0	2	0	2
	F	0	2	1	1	2	3
	T	2	2	1	3	2	5
Other ill-defined and unknown causes of mortality	M	1	1	2	4	0	4
	F	0	1	2	3	0	3
	T	1	2	4	7	0	7
Other metabolic disorders	M	0	0	0	0	0	0
	F	0	0	1	1	0	1
	T	0	0	1	1	0	1
Other nutritional deficiencies	M	0	0	1	0	1	1
	F	0	0	0	0	0	0
	T	0	0	1	0	1	1
Other respiratory conditions originating in the perinatal period	M	3	2	0	5	0	5
	F	1	5	0	5	1	6
	T	4	7	0	10	1	11
Respiratory distress of newborn	M	1	2	0	2	1	3
	F	4	0	0	4	0	4
	T	5	2	0	6	1	7
Spina bifida	M	2	0	0	2	0	2
	F	1	0	0	1	0	1
	T	3	0	0	3	0	3
Sudden infant death syndrome	M	1	2	12	15	0	15
	F	1	0	7	8	0	8
	T	2	2	19	23	0	23
NS	M	1	0	1	2	0	2
	F	0	0	0	0	0	0
	T	1	0	1	2	0	2
Group Description	M	101	23	44	158	10	168
	F	69	15	31	108	7	115
	T	170	38	75	266	17	283

Table 19

Infant Deaths - Ten Year Comparison

Year	Total
(1994)	288
(1995)	269
(1996)	237
(1997)	193
(1998)	213
(1999)	241
(2000)	257
(2001)	235
(2002)	297
(2003)	284

